



STATE OF CONNECTICUT

SECRETARY OF THE STATE

---

---

STATEMENT OF VOTE

GENERAL ELECTION

November 6, 1990

---

TABULATED FROM RETURNS AS RECORDED BY THE MODERATORS  
AND FILED WITH THE OFFICE OF SECRETARY OF THE STATE

---

PRINTED IN COMPLIANCE WITH STATUTE

---

HARTFORD

---



Prepared and Paid for by the

SECRETARY OF THE STATE

Julia H. Tashjian  
Secretary of the State

ED-512

TABLE OF CONTENTS

---

	Pages
Vote for State Officers.....	5 - 30
Vote for Representatives in Congress.....	31 - 35
Vote for State Senators.....	36 - 44
Vote for State Representatives.....	45 - 71
Vote for Sheriffs.....	72 - 76
Vote for Judges of Probate.....	77 - 96
Vote for Registrars of Voters.....	97 - 116
Vote for Proposed Constitutional Amendments.....	117 - 121
Election Day Registration, Turnout, and Absentee Ballot Statistics.....	122 - 127
Board of Canvassers' Certifications.....	128 - 143

## PARTY DESIGNATIONS

---

Democratic	(D)
Republican	(R)
A Connecticut Party	(ACP)
Concerned Citizens	(CC)
Green	(G)
Independent	(I)
Libertarian	(LTN)
Liberty	(LTY)
Petitioning Candidate (i.e., no party designation)	(PC)



VOTE FOR STATE OFFICERS, NOVEMBER 6, 1990  
FIRST CONGRESSIONAL DISTRICT

TOWNS	A Connecticut Party				Concerned Citizens							
	Lowell P. Weicker, Jr. for Governor	Bunice Strong Groark for Lieutenant Governor	No Nomination for Secretary of the State	No Nomination for Treasurer	No Nomination for Comptroller	No Nomination for Attorney General	Joseph A. Zdonczyk for Governor	Robert B. Ratchford for Lieutenant Governor	No Nomination for Secretary of the State	William A. Iles for Treasurer	No Nomination for Comptroller	No Nomination for Attorney General
Berlin	3,942	3,942					115	115		120		
Bloomfield	5,020	5,020					72	72		95		
Cromwell	2,632	2,632					39	39		51		
East Hampton	2,130	2,130					47	47		67		
East Hartford	8,101	8,101					530	530		248		
East Windsor	1,301	1,301					50	50		71		
Glastonbury	6,785	6,785					106	106		144		
Hartford	11,165	11,165					265	265		312		
Hebron	1,594	1,594					11	11		44		
Manchester	10,474	10,474					280	280		378		
Marlborough	1,188	1,188					22	22		39		
Newington	6,826	6,826					160	160		183		
Portland	2,047	2,047					52	52		95		
Rocky Hill	3,531	3,531					73	73		94		
South Windsor	4,893	4,893					139	139		127		
West Hartford	17,421	17,421					538	538		387		
Wethersfield	7,058	7,058					154	154		179		
Windsor	5,743	5,743					111	111		151		
Totals	101,851	101,851					2,764	2,764		2,785		

VOTE FOR STATE OFFICERS, NOVEMBER 6, 1990  
SECOND CONGRESSIONAL DISTRICT

TOWNS	Democratic Party		Republican Party	
	For	For	For	For
Andover	200	523	331	331
Ashford	297	785	339	339
Bolton	298	388	657	657
Bozrah	178	498	300	300
Brooklyn	427	998	652	652
Canterbury	271	712	540	540
Chaplin	146	340	162	162
Chester	272	644	450	450
Colchester	888	2,137	1,381	1,381
Columbia	333	1,012	557	557
Coventry	715	1,952	1,049	1,049
Deep River	392	803	622	622
Durham	430	1,153	871	871
Eastford	85	251	223	223
East Haddam	511	1,364	811	811
East Lyme	920	2,501	2,060	2,060
Carried Fwd.	6,363	16,561	11,005	11,005
			15,504	15,504
			13,891	13,891
			13,875	13,875
			2,496	2,496
			2,665	2,665
			971	971
			307	307
			882	882
			940	940
			606	606
			1,220	1,220
			676	676
			1,396	1,396
			477	477
			221	221
			642	642
			765	765
			324	324
			700	700
			439	439
			357	357
			1,396	1,396
			477	477
			221	221
			642	642
			765	765
			324	324
			700	700
			439	439
			357	357
			1,396	1,396
			477	477
			221	221
			642	642
			765	765
			324	324
			700	700
			439	439
			357	357
			1,396	1,396
			477	477
			221	221
			642	642
			765	765
			324	324
			700	700
			439	439
			357	357
			1,396	1,396
			477	477
			221	221
			642	642
			765	765
			324	324
			700	700
			439	439
			357	357
			1,396	1,396
			477	477
			221	221
			642	642
			765	765
			324	324
			700	700
			439	439
			357	357
			1,396	1,396
			477	477
			221	221
			642	642
			765	765
			324	324
			700	700
			439	439
			357	357
			1,396	1,396
			477	477
			221	221
			642	642
			765	765
			324	324
			700	700
			439	439
			357	357
			1,396	1,396
			477	477
			221	221
			642	642
			765	765
			324	324
			700	700
			439	439
			357	357
			1,396	1,396
			477	477
			221	221
			642	642
			765	765
			324	324
			700	700
			439	439
			357	357
			1,396	1,396
			477	477
			221	221
			642	642
			765	765
			324	324
			700	700
			439	439
			357	357
			1,396	1,396
			477	477
			221	221
			642	642
			765	765
			324	324
			700	700
			439	439
			357	357
			1,396	1,396
			477	477
			221	221
			642	642
			765	765
			324	324
			700	700
			439	439
			357	357
			1,396	1,396
			477	477
			221	221
			642	642
			765	765
			324	324
			700	700
			439	439
			357	357
			1,396	1,396
			477	477
			221	221
			642	642
			765	765
			324	324
			700	700
			439	439
			357	357
			1,396	1,396
			477	477
			221	221
			642	642
			765	765
			324	324
			700	700
			439	439
			357	357
			1,396	1,396
			477	477
			221	221
			642	642
			765	765
			324	324
			700	700
			439	439
			357	357
			1,396	1,396
			477	477
			221	221
			642	642
			765	765
			324	324
			700	700
			439	439
			357	357
			1,396	1,396
			477	477
			221	221
			642	642
			765	765
			324	324
			700	700
			439	439
			357	357
			1,396	1,396
			477	477
			221	221
			642	642
			765	765
			324	324
			700	700
			439	439
			357	357
			1,396	1,396
			477	477
			221	221
			642	642
			765	765
			324	324
			700	700
			439	439
			357	357
			1,396	1,396
			477	477
			221	221
			642	642
			765	765
			324	324
			700	700
			439	439
			357	357
			1,396	1,396
			477	477
			221	221
			642	642
			765	765
			324	324
			700	700
			439	439
			357	357
			1,396	1,396
			477	477
			221	221
			642	642
			765	765
			324	324
			700	700
			439	439
			357	357
			1,396	1,396
			477	477
			221	221
			642	642
			765	765
			324	324
			700	700
			439	439
			357	357
			1,396	1,396
			477	477
			221	221
			642	642
			765	765
			324	324
			700	700
			439	439
			357	357
			1,396	1,396
			477	477
			221	221
			642	642
			765	765
			324	324
			700	700
			439	439
			357	357
			1,396	1,396
			477	477
			221	221
			642	642
			765	765
			324	324
			700	700
			439	439
			357	357
			1,396	1,396
			477	477
			221	221
			642	642
			765	765
			324	324
			700	700
			439	439
			357	357
			1,396	1,396
			477	477
			221	221
			642	642
			765	765

VOTE FOR STATE OFFICERS, NOVEMBER 6, 1990  
SECOND CONGRESSIONAL DISTRICT

		Democratic Party				Republican Party					
Brought Fwd.	6,363	6,363	14,841	16,561	17,045	18,869	11,005	15,504	13,891	13,875	12,160
Ellington	689	689	1,764	1,786	1,968	2,118	1,515	1,764	1,729	1,601	1,459
Essex	401	401	881	1,058	1,034	1,234	963	1,403	1,233	1,311	1,134
Franklin	119	119	364	414	424	445	265	372	333	329	313
Griswold	626	626	1,182	1,269	1,360	1,391	767	987	887	819	815
Groton	1,935	1,935	3,448	4,159	4,009	4,756	3,288	4,629	3,881	4,077	3,585
Haddam	613	613	1,365	1,492	1,646	1,757	941	1,434	1,310	1,227	1,101
Hampton	118	118	291	310	355	352	158	293	275	241	243
Killingly	1,021	1,021	1,899	1,954	2,070	2,294	1,316	1,664	1,597	1,457	1,361
Lebanon	358	358	1,009	1,135	1,116	1,267	824	1,063	924	958	862
Ledyard	720	720	1,574	1,838	1,844	2,181	2,031	2,585	2,309	2,331	2,081
Lisbon	268	268	578	596	618	671	377	498	463	456	420
Lyme	121	121	294	330	347	428	313	541	499	492	426
Mansfield	1,012	1,012	2,816	2,856	3,080	3,272	717	1,440	1,440	1,286	1,112
Carried Fwd.	14,364	14,364	32,306	35,758	36,916	41,035	24,480	34,177	30,771	30,460	27,072

TWNS



VOTE FOR STATE OFFICERS, NOVEMBER 6, 1990  
SECOND CONGRESSIONAL DISTRICT

TOWNS	Democratic Party					Republican Party						
	For Governor	For Lieutenant Governor	Secretary of the State	Treasurer	William E. Curry, Jr. for Comptroller	Richard Blumenthal for Attorney General	John G. Rowland for Governor	Robert G. Jaekle for Lieutenant Governor	Pauline R. Kezer for Secretary of the State	Joan R. Kemler for Treasurer	Joel Schiavone for Comptroller	E. Gaynor Brennan, Jr. for Attorney General
Brought Fwd.	14,364	14,364	32,306	35,758	36,916	41,035	24,480	24,480	34,177	30,771	30,460	27,072
Middlefield	468	468	840	941	955	1,081	586	586	816	731	739	616
Middletown	3,576	3,576	6,634	7,097	7,360	8,073	3,186	3,186	4,770	4,306	4,305	3,548
Montville	1,122	1,122	2,117	2,415	2,400	2,777	1,835	1,835	2,213	1,939	1,972	1,716
New London	1,781	1,781	2,815	3,135	2,954	3,626	1,557	1,557	2,286	1,972	2,153	1,805
North Stonington	302	302	598	677	689	730	728	728	921	831	825	812
Norwich	2,449	2,449	4,953	5,213	5,323	5,922	2,666	2,666	3,746	3,477	3,392	2,997
Old Lyme	405	405	1,025	1,184	1,168	1,425	1,121	1,121	1,535	1,386	1,449	1,242
Old Saybrook	704	704	1,523	1,756	1,732	2,063	1,509	1,509	2,080	1,862	1,986	1,664
Plainfield	1,037	1,037	1,935	2,001	2,121	2,253	1,132	1,132	1,384	1,292	1,192	1,145
Pomfret	213	213	512	505	525	557	433	433	635	613	612	580
Preston	237	237	584	661	669	725	564	564	775	705	721	667
Putnam	764	764	1,526	1,423	1,488	1,600	971	971	1,059	1,109	1,058	985
Salem	243	243	577	646	636	719	434	434	580	496	518	463
Scotland	96	96	236	239	267	280	159	159	206	205	185	183
Sprague	229	229	511	540	572	597	311	311	399	352	348	325
Carried Fwd.	27,990	27,990	58,692	64,191	65,775	73,463	41,672	41,672	57,582	52,047	51,915	45,820



VOTE FOR STATE OFFICERS, NOVEMBER 6, 1990  
SECOND CONGRESSIONAL DISTRICT

Concerned Citizens

A Connecticut Party

TOWNS	Lowell P. Weicker, Jr. for Governor	Runice Strong Croark for Lieutenant Governor	No Nomination for Secretary of the State	No Nomination for Treasurer	No Nomination for Comptroller	No Nomination for Attorney General	Joseph A. Zdonczyk for Governor	Robert B. Ratchford for Lieutenant Governor	No Nomination for Secretary of the State	William A. Iles for Treasurer	No Nomination for Comptroller	No Nomination for Attorney General
Andover	583	583					9	9		21		
Ashford	809	809					26	26		25		
Bolton	1,059	1,059					19	19		20		
Bozrah	491	491					18	18		19		
Brooklyn	1,074	1,074					23	23		33		
Canterbury	795	795					37	37		38		
Chaplin	395	395					7	7		9		
Chester	670	670					28	28		22		
Colchester	2,033	2,033					73	73		54		
Columbia	1,142	1,142					36	36		27		
Coventry	2,053	2,053					44	44		61		
Deep River	787	787					19	19		15		
Durham	1,252	1,252					43	43		38		
Eastford	340	340					12	12		6		
East Haddam	1,409	1,409					33	33		34		
East Lyme	2,848	2,848					64	64		67		
Carried Fwd.	17,740	17,740					491	491		489		

VOTE FOR STATE OFFICERS, NOVEMBER 6, 1990  
SECOND CONGRESSIONAL DISTRICT

TOWNS	A Connecticut Party				Concerned Citizens							
	Lowell P. Welcker, Jr. for Governor	Eunice Strong Groark for Lieutenant Governor	No Nomination for Secretary of the State	No Nomination for Treasurer	No Nomination for Comptroller	No Nomination for Attorney General	Joseph A. Zdonczyk for Governor	Robert B. Ratchford for Lieutenant Governor	No Nomination for Secretary of the State	William A. Iles for Treasurer	No Nomination for Comptroller	No Nomination for Attorney General
Brought Fwd.	17,740	17,740					491	491		489		
Ellington	1,897	1,897					55	55		85		
Essex	1,286	1,286					29	29		35		
Franklin	482	482					11	11		6		
Griswold	1,268	1,268					51	51		59		
Groton	4,284	4,284					165	165		162		
Haddam	1,687	1,687					29	29		47		
Hampton	389	389					15	15		6		
Killingly	1,790	1,790					68	68		65		
Lebanon	1,188	1,188					40	40		49		
Ledyard	2,052	2,052					74	74		75		
Lisbon	629	629					23	23		30		
Lyme	509	509					5	5		15		
Mansfield	3,252	3,252					38	38		53		
Carried Fwd.	38,453	38,453					1,094	1,094		1,176		



VOTE FOR STATE OFFICERS, NOVEMBER 6, 1990  
SECOND CONGRESSIONAL DISTRICT

TOWNS	A Connecticut Party				Concerned Citizens					
	Lowell P. Welcker, Jr. for Governor	Rumke Strong Groark for Lieutenant Governor	No Nomination for Secretary of the State	No Nomination for Lieutenant Governor	Joseph A. Zdonczyk for Governor	Robert B. Ratchford for Lieutenant Governor	No Nomination for Secretary of the State	William A. Iles for Treasurer	No Nomination for Comptroller	Attorney General
Brought Fwd.	67,921	67,921			1,986	1,986		2,089		
Stafford	1,833	1,833			105	105		60		
Sterling	273	273			12	12		12		
Stonington	2,939	2,939			77	77		118		
Thompson	1,000	1,000			45	45		43		
Tolland	2,413	2,413			62	62		85		
Union	175	175			7	7		0		
Vernon	4,961	4,961			149	149		143		
Voluntown	263	263			14	14		21		
Waterford	3,546	3,546			71	71		73		
Westbrook	997	997			22	22		45		
Willington	1,100	1,100			32	32		31		
Windham	3,672	3,672			117	117		91		
Woodstock	1,108	1,108			22	22		29		
Totals	92,201	92,201			2,721	2,721		2,840		



VOTE FOR STATE OFFICERS, NOVEMBER 6, 1990  
THIRD CONGRESSIONAL DISTRICT

TOWNS	A Connecticut Party				Concerned Citizens				
	Lowell P. Welcker, Jr. for Governor	Runice Strong Groark for Lieutenant Governor	No Nomination for Secretary of the State	No Nomination for Treasurer	Joseph A. Zdonczyk for Governor	Robert B. Ratchford for Lieutenant Governor	No Nomination for Secretary of the State	William A. Iles for Treasurer	No Nomination for Comptroller
Branford	4,058	4,058			101	101		89	
Clinton	1,787	1,787			36	36		66	
East Haven	2,627	2,627			109	109		114	
Guilford	3,363	3,363			67	67		75	
Hamden	8,088	8,088			236	236		184	
Killingworth	916	916			35	35		32	
Madison	2,625	2,625			62	62		71	
Milford	5,449	5,449			222	222		200	
New Haven	9,265	9,265			337	337		305	
North Branford	1,713	1,713			61	61		50	
North Haven	3,917	3,917			102	102		106	
Orange	2,442	2,442			43	43		65	
Stratford	5,286	5,286			170	170		175	
Wallingford	5,467	5,467			164	164		181	
West Haven	5,899	5,899			289	289		182	
Woodbridge	1,751	1,751			20	20		26	
Totals	64,653	64,653			2,054	2,054		1,921	





VOTE FOR STATE OFFICERS, NOVEMBER 6, 1990  
FOURTH CONGRESSIONAL DISTRICT

TOWNS	A Connecticut Party		Concerned Citizens									
	For Governor	For Lieutenant Governor	No Nomination for Secretary of the State	No Nomination for Treasurer	No Nomination for Comptroller	No Nomination for Attorney General	Joseph A. Zdonczyk for Governor	Robert B. Ratchford for Lieutenant Governor	No Nomination for Secretary of the State	William A. Iles for Treasurer	No Nomination for Comptroller	No Nomination for Attorney General
Bridgeport	9,211	9,211					446	446		149		
Darien	2,050	2,050				40	40		66			
Fairfield	7,479	7,479				198	198		234			
Greenwich	9,633	9,633				147	147		242			
New Canaan	2,013	2,013				28	28		71			
Norwalk	7,632	7,632				259	259		202			
Stamford	10,909	10,909				349	349		337			
Trumbull, part of	2,367	2,367				130	130		83			
Westport	3,602	3,602				62	62		131			
Totals	54,896	54,896				1,659	1,659		1,515			





VOTE FOR STATE OFFICERS, NOVEMBER 6, 1990  
FIFTH CONGRESSIONAL DISTRICT

TOWNS	A Connecticut Party				Concerned Citizens					
	Lowell P. Welcker, Jr. for Governor	Eunice Strong Groark for Lieutenant Governor	No Nomination for Secretary of the State	No Nomination for Treasurer	Joseph A. Zdonczyk for Governor	Robert B. Ratcliff for Lieutenant Governor	No Nomination for Secretary of the State	William A. Iles for Treasurer	No Nomination for Comptroller	No Nomination for Attorney General
Ansonia	1,848	1,848			105	105		103		
Beacon Falls	500	500			28	28		30		
Bethany	794	794			38	38		29		
Bethel	1,714	1,714			74	74		86		
Brookfield	1,485	1,485			63	63		54		
Cheshire	4,052	4,052			137	137		109		
Danbury	4,680	4,680			264	264		172		
Derby	1,138	1,138			102	102		39		
Easton	840	840			27	27		28		
Meriden	6,923	6,923			389	389		253		
Middlebury	738	738			57	57		43		
Monroe	1,562	1,562			53	53		62		
Naugatuck	2,650	2,650			252	252		162		
Newtown	2,538	2,538			85	85		122		
Oxford	766	766			47	47		47		
Prospect	888	888			67	67		27		
Carried Fwd.	33,116	33,116			1,788	1,788		1,366		

VOTE FOR STATE OFFICERS, NOVEMBER 6, 1990  
FIFTH CONGRESSIONAL DISTRICT

TOWNS	A Connecticut Party		Concerned Citizens	
	for Governor	for Lieutenant Governor	for Secretary of the State	for No Nomination
Brought Fwd.	33,116	33,116		
Redding	1,053	1,053		
Ridgefield	2,636	2,636		
Seymour	1,436	1,436		
Shelton	3,404	3,404		
Trumbull, part of	1,815	1,815		
Waterbury	8,948	8,948		
Weston	1,242	1,242		
Wilton	1,837	1,837		
Wolcott	1,431	1,431		
Totals	56,918	56,918	3,476	2,619



VOTE FOR STATE OFFICERS, NOVEMBER 6, 1990  
SIXTH CONGRESSIONAL DISTRICT

TOWNS	Democratic Party		Republican Party	
	For	For	For	For
Brought Fwd.	12,468	12,468	27,158	34,100
Harwinton	356	356	847	1,081
Kent	143	143	370	440
Litchfield	530	530	1,177	1,492
Morris	131	131	289	361
New Britain	5,986	5,986	7,530	9,782
New Fairfield	494	494	1,191	1,435
New Hartford	400	400	898	1,105
New Milford	947	947	1,959	2,554
Norfolk	128	128	298	377
North Canaan	224	224	357	444
Plainville	1,422	1,422	1,711	3,188
Plymouth	935	935	1,514	1,966
Roxbury	80	80	229	323
Salisbury	320	320	638	742
Sharon	145	145	346	406
Sherman	120	120	330	386
Carried Fwd.	24,829	24,829	46,842	60,182
			54,436	64,851
			44,266	44,265
			61,196	51,974
			49,098	44,537
			610	592
			595	618
			851	776
			506	483
			1,514	1,412
			1,998	1,772
			516	479
			486	477
			321	301
			3,380	3,220
			1,090	958
			2,496	2,337
			5,473	4,515
			421	378
			1,777	1,527
			537	516
			1,014	912
			25,999	23,792
			610	567
			595	592
			851	776
			506	483
			1,514	1,412
			1,998	1,772
			516	479
			486	477
			321	301
			3,380	3,220
			1,090	958
			2,496	2,337
			5,473	4,515
			421	378
			1,777	1,527
			537	516
			1,014	912
			25,999	23,792
			610	592
			595	618
			851	776
			506	483
			1,514	1,412
			1,998	1,772
			516	479
			486	477
			321	301
			3,380	3,220
			1,090	958
			2,496	2,337
			5,473	4,515
			421	378
			1,777	1,527
			537	516
			1,014	912
			25,999	23,792
			610	592
			595	618
			851	776
			506	483
			1,514	1,412
			1,998	1,772
			516	479
			486	477
			321	301
			3,380	3,220
			1,090	958
			2,496	2,337
			5,473	4,515
			421	378
			1,777	1,527
			537	516
			1,014	912
			25,999	23,792
			610	592
			595	618
			851	776
			506	483
			1,514	1,412
			1,998	1,772
			516	479
			486	477
			321	301
			3,380	3,220
			1,090	958
			2,496	2,337
			5,473	4,515
			421	378
			1,777	1,527
			537	516
			1,014	912
			25,999	23,792
			610	592
			595	618
			851	776
			506	483
			1,514	1,412
			1,998	1,772
			516	479
			486	477
			321	301
			3,380	3,220
			1,090	958
			2,496	2,337
			5,473	4,515
			421	378
			1,777	1,527
			537	516
			1,014	912
			25,999	23,792
			610	592
			595	618
			851	776
			506	483
			1,514	1,412
			1,998	1,772
			516	479
			486	477
			321	301
			3,380	3,220
			1,090	958
			2,496	2,337
			5,473	4,515
			421	378
			1,777	1,527
			537	516
			1,014	912
			25,999	23,792
			610	592
			595	618
			851	776
			506	483
			1,514	1,412
			1,998	1,772
			516	479
			486	477
			321	301
			3,380	3,220
			1,090	958
			2,496	2,337
			5,473	4,515
			421	378
			1,777	1,527
			537	516
			1,014	912
			25,999	23,792
			610	592
			595	618
			851	776
			506	483
			1,514	1,412
			1,998	1,772
			516	479
			486	477
			321	301
			3,380	3,220
			1,090	958
			2,496	2,337
			5,473	4,515
			421	378
			1,777	1,527
			537	516
			1,014	912
			25,999	23,792
			610	592
			595	618
			851	776
			506	483
			1,514	1,412
			1,998	1,772
			516	479
			486	477
			321	301
			3,380	3,220
			1,090	958
			2,496	2,337
			5,473	4,515
			421	378
			1,777	1,527
			537	516
			1,014	912
			25,999	23,792
			610	592
			595	618
			851	776
			506	483
			1,514	1,412
			1,998	1,772
			516	479
			486	477
			321	301
			3,380	3,220
			1,090	958
			2,496	2,337
			5,473	4,515
			421	378
			1,777	1,527
			537	516
			1,014	912
			25,999	23,792
			610	592
			595	618
			851	776
			506	483
			1,514	1,412
			1,998	1,772
			516	479
			486	477
			321	301
			3,380	3,220
			1,090	958
			2,496	2,337
			5,473	4,515
			421	378
			1,777	1,527
			537	516
			1,014	912
			25,999	23,792
			610	592
			595	618
			851	776
			506	483
			1,514	1,412
			1,998	1,772
			516	479
			486	477
			321	301
			3,380	3,220
			1,090	958
			2,496	2,337
			5,473	4,515
			421	378
			1,777	1,527
			537	516
			1,014	912
			25,999	23,792
			610	592
			595	618
			851	776
			506	483
			1,514	1,412
			1,998	1,772
			516	479
			486	477
			321	301
			3,380	3,220
			1,090	958
			2,496	2,337
			5,473	4,515
			421	378
			1,777	1,527
			537	516
			1,014	912
			25,999	23,792
			610	592
			595	618
			851	776
			506	483
			1,514	1,412
			1,998	1,772
			516	479
			486	477
			321	301
			3,380	3,220
			1,090	958
			2,496	





VOTE FOR STATE OFFICERS, NOVEMBER 6, 1990  
SIXTH CONGRESSIONAL DISTRICT

TOWNS	A Connecticut Party				Concerned Citizens					
	Lowell P. Welcker, Jr. for Governor	Eunice Strong Groark for Lieutenant Governor	No Nomination for Secretary of the State	No Nomination for Treasurer	Joseph A. Zdonczyk for Governor	Robert B. Ratchford for Lieutenant Governor	No Nomination for Secretary of the State	William A. Iles for Treasurer	No Nomination for Comptroller	Attorney General
Avon	3,520	3,520			111	111		87		
Barkhamsted	712	712			23	23		21		
Bethlehem	444	444			36	36		30		
Bridgewater	301	301			8	8		6		
Bristol	9,530	9,530			252	252		283		
Burlington	1,440	1,440			48	48		37		
Canaan	199	199			4	4		5		
Canton	2,158	2,158			47	47		61		
Colebrook	300	300			12	12		9		
Cornwall	381	381			4	4		4		
East Granby	981	981			18	18		31		
Enfield	6,172	6,172			332	332		298		
Farmington	4,919	4,919			112	112		119		
Goshen	429	429			19	19		17		
Granby	2,196	2,196			39	39		76		
Hartland	343	343			19	19		23		
Carried Fwd.	34,025	34,025			1,084	1,084		1,107		

VOTE FOR STATE OFFICERS, NOVEMBER 6, 1990  
SIXTH CONGRESSIONAL DISTRICT

TOWNS	A Connecticut Party				Concerned Citizens					
	Lowell P. Welcker, Jr. for Governor	Rudice Strong Groark for Lieutenant Governor	No Nomination for Secretary of the State	No Nomination for Treasurer	Joseph A. Zdonczyk for Governor	Robert B. Ratchford for Lieutenant Governor	No Nomination for Secretary of the State	William A. Iles for Treasurer	No Nomination for Comptroller	No Nomination for Attorney General
Brought Fwd.	34,025	34,025			1,084	1,084		1,107		
Harwinton	1,160	1,160			35	35		41		
Kent	475	475			13	13		7		
Litchfield	1,530	1,530			35	35		30		
Morris	385	385			15	15		9		
New Britain	8,470	8,470			343	343		296		
New Fairfield	1,119	1,119			64	64		69		
New Fairfield	1,228	1,228			47	47		46		
New Hartford	2,247	2,247			124	124		117		
New Milford	421	421			12	12		14		
Norfolk	455	455			16	16		21		
North Canaan	2,840	2,840			112	112		86		
Plainville	1,646	1,646			59	59		75		
Plymouth	300	300			10	10		15		
Roxbury	872	872			20	20		21		
Salisbury	472	472			25	25		18		
Sharon	416	416			16	16		14		
Sherman										
Carried Fwd.	58,061	58,061			2,030	2,030		1,986		



SUMMARY OF VOTE FOR STATE OFFICERS, NOVEMBER 6, 1990

	Democratic Party	Republican Party
Congressional Districts		
First	Bruce A. Morrison for Governor 41,981	John G. Rowland for Governor 48,046
Second	Sandra J. Bender for Lieutenant Governor 39,114	Robert G. Jaekle for Lieutenant Governor 48,046
Third	Julia H. Tashjian for Secretary of the State 81,701	Pauline R. Kezer for Secretary of the State 78,158
Fourth	William E. Curry, Jr. for Treasurer 79,033	Joan R. Kemler for Treasurer 66,874
Fifth	Richard Blumenthal for Comptroller 91,030	Joel Schlavone for Comptroller 70,258
Sixth	E. Gaynor Brennan, Jr. for Attorney General 103,270	E. Gaynor Brennan, Jr. for Attorney General 52,033
Totals	236,641	470,206



VOTE FOR REPRESENTATIVES IN CONGRESS, NOVEMBER 6, 1990  
 FIRST CONGRESSIONAL DISTRICT

TOWNS	Barbara Bailey Kennelly (D)	James P. Garvey (R)
Berlin	4,475	2,402
Bloomfield	5,991	1,704
Cromwell	3,039	1,537
East Hampton	2,473	1,255
East Hartford	11,041	4,048
East Windsor	1,912	939
Glastonbury	8,399	4,062
Hartford	17,102	3,040
Hebron	1,845	850
Manchester	13,212	5,883
Marlborough	1,432	717
Newington	8,266	3,443
Portland	2,389	1,096
Rocky Hill	4,104	1,868
South Windsor	6,100	2,870
West Hartford	20,245	7,903
Wethersfield	7,697	4,172
Windsor	6,844	2,901
<b>Totals</b>	<b>126,566</b>	<b>50,690</b>

Plurality: 75,876

VOTE FOR REPRESENTATIVES IN CONGRESS, NOVEMBER 6, 1990  
SECOND CONGRESSIONAL DISTRICT

TOWNS	Sam Gejdenson (D)	John M. Ragsdale (R)
Andover	728	303
Ashford	956	418
Bolton	1,263	590
Bozrah	549	401
Brooklyn	1,160	874
Canterbury	787	760
Chaplin	442	198
Chester	845	457
Colchester	2,749	1,364
Columbia	1,327	629
Coventry	2,496	1,098
Deep River	1,020	628
Durham	1,482	897
Eastford	339	279
East Haddam	1,698	836
East Lyme	2,455	2,967
Ellington	2,529	1,284
Essex	1,316	1,165
Franklin	444	382
Griswold	1,367	1,145
Groton	4,075	4,944
Haddam	2,066	954
Hampton	378	260
Killingly	2,292	1,618
Lebanon	1,334	940
Ledyard	1,772	2,845
Lisbon	617	594
Lyme	431	457
Mansfield	3,648	1,044
Middlefield	1,173	917
Middletown	9,156	3,211
Montville	2,249	2,672
New London	3,369	2,471
North Stonington	733	961
Norwich	5,844	4,325
Old Lyme	1,396	1,396
Old Saybrook	2,238	1,729
Plainfield	2,232	1,416
Pomfret	639	568
Preston	656	935
Putnam	1,670	1,066
Salem	683	590
Scotland	317	193
Sprague	559	445
Stafford	2,819	1,057
Sterling	340	266
Stonington	3,041	3,024
Thompson	1,744	983
Tolland	2,864	1,343
Union	166	104
Vernon	6,627	2,783
Voluntown	277	294
Waterford	3,105	3,850
Westbrook	1,192	845
Willington	1,235	535
Windham	4,977	1,578
Woodstock	1,219	1,034
Totals	105,085	70,922

Plurality: 34,163

(Total write-in votes for registered write-in candidate: 8)



VOTE FOR REPRESENTATIVES IN CONGRESS, NOVEMBER 6, 1990  
THIRD CONGRESSIONAL DISTRICT

TOWNS	Rosa L. DeLauro (D)	Thomas Scott (R)
Branford	5,162	4,907
Clinton	1,966	2,487
East Haven	4,641	3,515
Guilford	3,794	3,893
Hamden	10,840	8,131
Killingworth	932	1,071
Madison	2,553	3,940
Milford	6,246	11,487
New Haven	20,957	6,439
North Branford	1,986	2,372
North Haven	4,223	4,834
Orange	2,444	3,766
Stratford	7,600	9,682
Wallingford	6,644	7,288
West Haven	8,988	7,745
Woodbridge	1,796	1,883
<b>Totals</b>	<b>90,772</b>	<b>83,440</b>

Plurality: 7,332

VOTE FOR REPRESENTATIVES IN CONGRESS, NOVEMBER 6, 1990  
FOURTH CONGRESSIONAL DISTRICT

TOWNS	Al Smith (D)	Christopher Shays (R)
Bridgeport	8,975	13,051
Darien	974	6,330
Fairfield	4,176	15,429
Greenwich	3,119	15,194
New Canaan	760	6,016
Norwalk	5,229	14,428
Stamford	5,808	21,528
Trumbull, part of	1,452	5,948
Westport	1,859	7,758
<b>Totals</b>	<b>32,352</b>	<b>105,682</b>

Plurality: 73,330

(Total write-in votes for registered write-in candidate: 34)

VOTE FOR REPRESENTATIVES IN CONGRESS, NOVEMBER 6, 1990  
 FIFTH CONGRESSIONAL DISTRICT

TOWNS	Anthony Toby Moffett (D)	Gary A. Franks (R)	William G. Hare (LTY)
Ansonia	3,318	2,484	53
Beacon Falls	835	782	17
Bethany	835	1,142	11
Bethel	2,717	3,168	68
Brookfield	2,211	2,915	33
Cheshire	4,584	5,377	82
Danbury	8,250	7,670	146
Derby	2,133	1,492	38
Easton	857	1,754	29
Meriden	10,074	6,464	195
Middlebury	1,063	1,694	30
Monroe	2,424	3,234	46
Naugatuck	4,845	4,344	125
Newtown	3,218	4,179	120
Oxford	1,191	1,701	42
Prospect	1,347	1,811	27
Redding	1,063	1,989	37
Ridgefield	2,926	5,346	94
Seymour	2,602	2,085	75
Shelton	5,694	6,924	127
Trumbull, part of	2,486	2,839	30
Waterbury	15,541	15,344	326
Weston	1,211	2,458	20
Wilton	1,809	4,279	63
Wolcott	2,569	2,437	54
<b>Totals</b>	<b>85,803</b>	<b>93,912</b>	<b>1,888</b>

Plurality: 8,109

(Total write-in votes for registered write-in candidate: 5)

VOTE FOR REPRESENTATIVES IN CONGRESS, NOVEMBER 6, 1990  
SIXTH CONGRESSIONAL DISTRICT

TOWNS	Paul Kulas (D)	Nancy L. Johnson (R)
Avon	1,079	5,179
Barkhamsted	311	953
Bethlehem	347	1,041
Bridgewater	143	614
Bristol	5,694	12,398
Burlington	562	2,149
Canaan	66	309
Canton	687	2,882
Colebrook	156	418
Cornwall	184	492
East Granby	385	1,368
Enfield	3,906	9,065
Farmington	1,812	6,450
Goshen	182	781
Granby	756	3,070
Hartland	163	563
Harwinton	529	1,706
Kent	225	845
Litchfield	631	2,815
Morris	173	668
New Britain	6,589	10,678
New Fairfield	786	3,512
New Hartford	571	1,742
New Milford	1,250	5,327
Norfolk	189	571
North Canaan	257	834
Plainville	1,645	3,954
Plymouth	1,054	2,710
Roxbury	137	729
Salisbury	389	1,360
Sharon	198	895
Sherman	211	878
Simsbury	1,872	8,069
Somers	638	2,260
Southbury	1,341	5,080
Southington	3,409	9,952
Suffield	1,043	3,397
Thomaston	594	2,122
Torrington	3,443	7,826
Warren	73	374
Washington	271	1,162
Watertown	1,617	5,558
Winchester	1,031	2,731
Windsor Locks	1,413	2,961
Woodbury	616	2,657
<b>Totals</b>	<b>48,628</b>	<b>141,105</b>

Plurality: 92,477

(Total write-in votes for registered write-in candidate: 0)

VOTE FOR STATE SENATORS, NOVEMBER 6, 1990  
 SENATORIAL DISTRICTS

1st District	William A. DiBella (D)	No Nomination (R)
--------------	------------------------	-------------------

Hartford, part of	9,361	
Wethersfield, part of	3,002	

Totals	12,363	
--------	--------	--

2nd District	Frank D. Barrows (D)	Mary K. Drost (R)
--------------	----------------------	-------------------

Hartford, part of	6,748	974
Windsor	3,818	5,897

Totals	10,566	6,871
--------	--------	-------

Plurality: 3,695

3rd District	John B. Larson (D)	Debra M. Gaudette (R)
--------------	--------------------	-----------------------

East Hartford	11,593	4,059
East Windsor	1,843	969
Ellington	2,184	1,523
South Windsor	5,687	3,121

Totals	21,307	9,672
--------	--------	-------

Plurality: 11,635

4th District	Michael P. Meotti (D)	Sonya "Sonny" Googins (R)
--------------	-----------------------	---------------------------

Bolton	1,137	667
Columbia	1,171	714
Glastonbury	7,919	4,768
Hebron	1,861	807
Manchester	12,377	6,042

Totals	24,465	12,998
--------	--------	--------

Plurality: 11,467

5th District	Kevin B. Sullivan (D)	Douglas T. Putnam (R)	Alfred Neves (LTN)
--------------	-----------------------	-----------------------	--------------------

Avon	3,653	2,473	63
Burlington	1,753	862	31
Farmington, part of	2,175	1,602	86
West Hartford	18,791	8,484	244

Totals	26,372	13,421	424
--------	--------	--------	-----

Plurality: 12,951

VOTE FOR STATE SENATORS, NOVEMBER 6, 1990  
SENATORIAL DISTRICTS

6th District	Joseph H. Harper, Jr. (D)	No Nomination (R)
--------------	---------------------------	-------------------

New Britain, part of	11,095	
Plainville	3,271	

Totals	14,366	
(Total write-in votes for registered write-in candidate: 1 )		

7th District	Con O'Leary (D)	No Nomination (R)	Robert S. Loomis (LTN)
--------------	-----------------	-------------------	------------------------

East Granby	989		185
Enfield	8,844		794
Somers	1,681		199
Stafford	2,796		207
Suffield	2,394		474
Windsor Locks	3,350		345

Totals	20,054		2,204
--------	--------	--	-------

Plurality: 17,850

8th District	David A. Baram (D)	James T. Fleming (R)	
--------------	--------------------	----------------------	--

Barkhamsted	518	687	
Bloomfield	4,948	2,556	
Canaan	142	205	
Canton	1,234	2,235	
Colebrook	244	310	
Granby	1,277	2,495	
Hartland	202	508	
Harwinton	749	1,284	
New Hartford	911	1,305	
Norfolk	274	418	
North Canaan	328	649	
Simsbury	2,554	7,452	
Winchester	1,600	1,768	

Totals	14,981	21,872	
--------	--------	--------	--

Plurality: 6,891

9th District	Cynthia Matthews (D)	Lawrence J. Ebner (R)	
--------------	----------------------	-----------------------	--

Berlin	4,055	2,638	
Farmington, part of	2,242	1,763	
New Britain, part of	752	352	
Newington	7,206	4,018	
Rocky Hill	3,443	2,329	
Wethersfield, part of	3,396	3,858	

Totals	21,094	14,958	
--------	--------	--------	--

Plurality: 6,136

VOTE FOR STATE SENATORS, NOVEMBER 6, 1990  
 SENATORIAL DISTRICTS

10th District	Bruce L. Morris (D)	No Nomination (R)	Hans Koning (G)
New Haven, part of	7,838		432
West Haven, part of	5,505		167
Totals	13,343		599

Plurality: 12,744

11th District	Anthony V. Avallone (D)	Regiano Marini (R)	Joel R. Schechter (G)
East Haven, part of	2,426	1,409	72
New Haven, part of	10,231	3,255	1,551
Totals	12,657	4,664	1,623

Plurality: 7,993

12th District	Thomas J. Sullivan (D)	William A. Aniskovich (R)
Branford	4,592	5,375
Durham	1,033	1,311
Guilford	3,641	4,105
Middlefield	854	917
North Branford	1,965	2,197
Wallingford, part of	4,451	4,188
Totals	16,536	18,093

Plurality: 1,557

13th District	Amelia P. Mustone (D)	Donald E. McGlynn (R)
Meriden	9,832	6,344
Middletown, part of	6,014	3,411
Totals	15,846	9,755

Plurality: 6,091

14th District	Barbara Ann Kipfer (D)	Max Case (R)
Milford	5,227	11,115
Orange	1,785	3,862
West Haven, part of	3,332	3,008
Totals	10,344	17,985

Plurality: 7,641

VOTE FOR STATE SENATORS, NOVEMBER 6, 1990  
 SENATORIAL DISTRICTS

15th District	Shirley M. Sabo (D)	Thomas F. Upson (R)
Middlebury	583	2,089
Naugatuck	2,911	5,941
Prospect	1,219	1,959
Waterbury, part of	4,321	10,229
<b>Totals</b>	<b>9,034</b>	<b>20,218</b>
Plurality: 11,184		

16th District	Donald M. Rinaldi (D)	Stephen Somma (R)	Peter O'Neill (CC)
Southington, part of	2,172	4,515	122
Waterbury, part of	5,943	8,251	458
Wolcott	1,391	3,357	133
<b>Totals</b>	<b>9,506</b>	<b>16,123</b>	<b>713</b>
Plurality: 6,617			

17th District	Gary A. Hale (D)	Warren Smith (R)
Ansonia	4,285	1,449
Beacon Falls	979	515
Bethany	918	971
Derby	2,466	1,072
Hamden, part of	7,160	4,088
Seymour, part of	701	290
Woodbridge	1,674	1,702
<b>Totals</b>	<b>18,183</b>	<b>10,087</b>
Plurality: 8,096		

18th District	Steven Spellman (D)	Cathy Welles Cook (R)
Griswold, part of	670	527
Groton	4,880	4,131
Ledyard	2,068	2,421
North Stonington	861	828
Preston	682	819
Stonington	3,456	2,899
Voluntown	284	260
<b>Totals</b>	<b>12,901</b>	<b>11,885</b>
Plurality: 1,016		

VOTE FOR STATE SENATORS, NOVEMBER 6, 1990  
 SENATORIAL DISTRICTS

19th District	Kenneth L. Przybysz (D)	Dianne Bruneau Slopak (R)
Bozrah	596	342
Colchester	2,642	1,456
East Haddam	1,522	964
Franklin	470	332
Lebanon	1,204	994
Lisbon	773	435
Montville	3,404	1,692
Norwich	6,730	3,125
Salem	837	424
Sprague	645	331
<b>Totals</b>	<b>18,823</b>	<b>10,095</b>

Plurality: 8,728

20th District	George Spreccace (D)	Lawrence J. Bettencourt (R)
Deep River	554	979
East Lyme	1,495	3,919
Essex	709	1,636
Lyme	211	633
New London	2,618	3,117
Old Lyme	731	1,920
Old Saybrook	1,141	2,538
Waterford	1,928	5,352
<b>Totals</b>	<b>9,387</b>	<b>20,094</b>

Plurality: 10,707

21st District	Irena Kandybowicz (D)	George L. Gunther (R)
Monroe, part of	353	738
Shelton	2,915	9,265
Stratford	5,195	12,686
<b>Totals</b>	<b>8,463</b>	<b>22,689</b>

Plurality: 14,226

22nd District	Ralph L. Palmesi (D)	Lee Scarpetti (R)	Fred Radford (I)
Bridgeport, part of	5,595	6,739	148
Trumbull	5,394	7,489	313
<b>Totals</b>	<b>10,989</b>	<b>14,228</b>	<b>461</b>

Plurality: 3,239

23rd District	Margaret E. Morton (D)	Chester O. Stevens (R)
Bridgeport, part of	5,926	3,527

Plurality: 2,399



VOTE FOR STATE SENATORS, NOVEMBER 6, 1990  
 SENATORIAL DISTRICTS

24th District	James H. Maloney (D)	Jeff Muthersbaugh (R)	Catherine V. DiBuono (I)
Bethel	3,016	2,634	201
Danbury	9,229	5,783	564
New Fairfield	2,060	2,086	107
Totals	14,305	10,503	872
Plurality: 3,802			

25th District	John Atkin (D)	Robert L. Genuario (R)	
Darien, part of	1,276	2,422	
Norwalk	10,019	10,066	
Totals	11,295	12,488	
Plurality: 1,193			

26th District	No Nomination (D)	Judith G. Freedman (R)	
New Canaan		5,755	
Ridgefield		5,992	
Weston		2,645	
Westport		7,254	
Wilton		4,881	
Totals		26,527	
(Total write-in votes for registered write-in candidate: 3)			

27th District	George Jepsen (D)	Warner K. Depuy (R)	Richard H. G. Cunningham (PC)
Darien, part of	1,249	2,096	74
Stamford, part of	10,578	7,986	719
Totals	11,827	10,082	793
Plurality: 1,745			

28th District	Kay Doyle (D)	Fred H. Lovegrove, Jr. (R)	Fred H. Lovegrove, Jr. (I)
Easton	824	1,749	121
Fairfield	9,148	10,411	684
Newtown	2,548	4,435	306
Redding	1,127	1,872	84
Totals	13,647	18,467	1,195
(Fred H. Lovegrove, Jr. (R & I) Total: 19,662)			
Plurality: 6,015			

VOTE FOR STATE SENATORS, NOVEMBER 6, 1990  
SENATORIAL DISTRICTS

---

29th District	Kevin P. Johnston (D)	J. C. Martin (R)
---------------	-----------------------	------------------

---

Canterbury	852	641
Griswold, part of	749	350
Killingly	2,747	1,132
Mansfield, part of	2,153	1,272
Plainfield	2,632	899
Putnam	1,996	809
Scotland	282	192
Sterling	384	217
Thompson	1,829	898
Windham	4,304	1,879
<b>Totals</b>	<b>17,928</b>	<b>8,289</b>

---

Plurality: 9,684

---



---

30th District	Louis Erteschik (D)	M. Adela Eads (R)
---------------	---------------------	-------------------

---

Bethlehem	419	975
Cornwall	225	455
Goshen	227	701
Kent	205	893
Litchfield	1,015	2,424
Morris	271	548
New Milford	1,401	4,945
Salisbury	400	1,299
Sharon	244	839
Sherman	257	806
Thomaston	736	1,831
Torrington	3,856	6,876
Warren	80	364
Washington	386	1,029
<b>Totals</b>	<b>9,722</b>	<b>23,985</b>

---

Plurality: 14,263

---



---

31st District	Steven C. Casey (D)	David J. Nye (R)
---------------	---------------------	------------------

---

Bristol	10,202	8,655
Plymouth	2,061	1,635
Southington, part of	3,495	2,436
<b>Totals</b>	<b>15,758</b>	<b>12,726</b>

---

Plurality: 3,032

---

VOTE FOR STATE SENATORS, NOVEMBER 6, 1990  
 SENATORIAL DISTRICTS

32nd District	Robert J. Cartoceti (D)	Louis C. DeLuca (R)
Bridgewater	262	430
Brookfield	1,552	3,291
Monroe, part of	1,190	2,840
Oxford	992	1,674
Roxbury	267	561
Seymour	1,396	1,761
Southbury	2,610	3,775
Watertown	2,703	4,081
Woodbury	1,191	2,022
<b>Totals</b>	<b>12,163</b>	<b>20,435</b>

Plurality: 8,272

33rd District	Anthony J. Castagno (D)	Edward W. Munster (R)
Chester	544	759
Clinton	1,699	2,541
Cromwell	2,140	2,253
East Hampton	1,552	1,944
Haddam	916	2,126
Killingworth	686	1,263
Madison	1,889	4,139
Marlborough	1,009	962
Middletown, part of	1,407	739
Portland	1,939	1,459
Westbrook	669	1,260
<b>Totals</b>	<b>14,450</b>	<b>19,445</b>

Plurality: 4,995

34th District	Matthew E. Fitch (D)	Philip S. Robertson (R)
Cheshire	2,616	7,207
East Haven, part of	1,404	1,895
Hamden, part of	2,526	3,646
North Haven	2,415	5,780
Wallingford, part of	1,582	2,919
<b>Totals</b>	<b>10,543</b>	<b>21,447</b>

Plurality: 10,904

VOTE FOR STATE SENATORS, NOVEMBER 6, 1990  
SENATORIAL DISTRICTS

35th District	Marie A. Herbst (D)	Dean E. Bunnell (R)
Andover	683	331
Ashford	916	438
Brooklyn	1,207	748
Chaplin	368	242
Coventry	2,333	1,181
Eastford	277	362
Hampton	344	266
Mansfield, part of	818	274
Pomfret	657	526
Tolland	2,748	1,432
Union	158	111
Vernon	7,140	2,605
Willington	1,198	628
Woodstock	1,119	1,085
<b>Totals</b>	<b>19,966</b>	<b>10,229</b>

Plurality: 9,737

36th District	Ned Lamont (D)	William H. Nickerson (R)	Emil "Bennie" Benvenuto (ACP)
Greenwich	5,055	8,594	7,631
Stamford, part of	2,223	3,994	1,857
<b>Totals</b>	<b>7,278</b>	<b>12,588</b>	<b>9,488</b>

Plurality: 3,100

VOLE FOR STATE REPRESENTATIVES, NOVEMBER 6, 1990  
ASSEMBLY DISTRICTS

1st District	Eric D. Coleman (D)	Bob Lutts (R)	
Bloomfield, part of	1,714	1,119	
Hartford, part of	1,128	225	
Totals	2,842	1,344	
Plurality: 1,498			
2nd District	Thomas D. Ritter (D)	No Nomination (R)	
Hartford, part of	2,943		
3rd District	Juan A. Figueroa (D)	No Nomination (R)	
Hartford, part of	1,975		
4th District	John W. Fonfara (D)	No Nomination (R)	
Hartford, part of	3,226		
5th District	Alphonse S. Marotta (D)	No Nomination (R)	
Hartford, part of	2,723		
6th District	Edna Negrón (D)	No Nomination (R)	Larry D. Johnson (PC)
Hartford, part of	1,803		175
Plurality: 1,628			
7th District	Annette Wheeler Carter (D)	No Nomination (R)	
Hartford, part of	2,643		

VOTE FOR STATE REPRESENTATIVES, NOVEMBER 6, 1990  
ASSEMBLY DISTRICTS

---

8th District	Edith G. Prague (D)	Robert J. Bogue (R)
--------------	---------------------	---------------------

---

Bozrah	618	311
Columbia	1,406	639
Coventry	2,474	1,150
Franklin	535	281
Lebanon	1,422	886

---

Totals	6,455	3,267
--------	-------	-------

---

Plurality: 3,188

---



---

9th District	Henry J. Genga (D)	Paul R. Munns (R)
--------------	--------------------	-------------------

---

East Hartford, part of	2,071	2,878
Glastonbury, part of	390	911
Manchester, part of	651	1,389

---

Totals	3,112	5,178
--------	-------	-------

---

Plurality: 2,066

---



---

10th District	Rosemary L. Moynihan (D)	Robert M. Gallo (R)
---------------	--------------------------	---------------------

---

East Hartford, part of	3,618	1,597
------------------------	-------	-------

---

Plurality: 2,021

---



---

11th District	Gary D. LeBeau (D)	Marylee A. Hickey (R)
---------------	--------------------	-----------------------

---

East Hartford, part of	3,203	2,473
------------------------	-------	-------

---

Plurality: 730

---



---

12th District	James R. McCavanagh (D)	Kevin MacKenzie (R)	Peter J. McNamara (LTN)
---------------	-------------------------	---------------------	-------------------------

---

Manchester, part of	5,156	2,342	213
---------------------	-------	-------	-----

---

Plurality: 2,814

---



---

13th District	John W. Thompson (D)	Reginald Kennedy Preble (R)
---------------	----------------------	-----------------------------

---

Manchester, part of	4,377	2,844
---------------------	-------	-------

---

Plurality: 1,533

---

VOTE FOR STATE REPRESENTATIVES, NOVEMBER 6, 1990  
ASSEMBLY DISTRICTS

---

14th District	T. Steven Moynihan (D)	Kevin F. Rennie (R)
---------------	------------------------	---------------------

---

South Windsor	3,281	5,875
Vernon, part of	648	701

---

Totals	3,929	6,576
--------	-------	-------

---

Plurality: 2,647

---



---

15th District	Naomi K. Cohen (D)	No Nomination (R)
---------------	--------------------	-------------------

---

Bloomfield, part of	3,644	
Windsor, part of	2,352	

---

Totals	5,996	
--------	-------	--

---



---

16th District	William J. Tyszka (D)	Paul J. Knierim (R)
---------------	-----------------------	---------------------

---

Simsbury	3,302	6,623
----------	-------	-------

---

Plurality: 3,321

---



---

17th District	Jessie Stratton (D)	Joseph C. Woodford (R)
---------------	---------------------	------------------------

---

Avon	3,547	2,872
Burlington, part of	807	391
Canton	2,339	1,300

---

Totals	6,693	4,563
--------	-------	-------

---

Plurality: 2,130

---



---

18th District	Miles S. Rapoport (D)	Robert W. Cornell (R)
---------------	-----------------------	-----------------------

---

West Hartford, part of	6,210	3,488
------------------------	-------	-------

---

Plurality: 2,722

---



---

19th District	Mandy Wertz (D)	Robert Farr (R)
---------------	-----------------	-----------------

---

West Hartford, part of	3,348	5,377
------------------------	-------	-------

---

Plurality: 2,029

---

VOTE FOR STATE REPRESENTATIVES, NOVEMBER 6, 1990  
ASSEMBLY DISTRICTS

20th District	Richard T. Mulready (D)	Geoffrey G. Fisher (R)
---------------	-------------------------	------------------------

West Hartford, part of	5,276	4,208
------------------------	-------	-------

Plurality: 1,068

21st District	Alan D. Basney (D)	William L. Wollenberg (R)
---------------	--------------------	---------------------------

Burlington, part of	1,005	500
Farmington	3,474	4,679

Totals	4,479	5,179
--------	-------	-------

Plurality: 700

22nd District	Eugene J. Millerick (D)	Helen B. Bergenty (R)	Jason S. Szostek (LTN)
---------------	-------------------------	-----------------------	------------------------

New Britain, part of	499	592	24
Plainville	2,937	2,772	61
Southington, part of	318	338	6

Totals	3,754	3,702	91
--------	-------	-------	----

Plurality: 52

23rd District	Joseph S. Raia (D)	William A. Sanders (R)
---------------	--------------------	------------------------

New Britain, part of	3,243	2,039
----------------------	-------	-------

Plurality: 1,204

24th District	David B. Pudlin (D)	Fred Stockman (R)	James H. Szostek (LTN)
---------------	---------------------	-------------------	------------------------

New Britain, part of	2,946	1,204	56
----------------------	-------	-------	----

Plurality: 1,742

25th District	Raymond M. H. Joyce (D)	John H. Maslanicz (R)
---------------	-------------------------	-----------------------

New Britain, part of	1,377	528
Newington, part of	2,001	1,162

Totals	3,378	1,690
--------	-------	-------

Plurality: 1,688



VOTE FOR STATE REPRESENTATIVES, NOVEMBER 6, 1990  
ASSEMBLY DISTRICTS

26th District	Stanley J. Krawiec (D)	No Nomination (R)
---------------	------------------------	-------------------

New Britain, part of	2,658	
----------------------	-------	--

27th District	Richard J. Balducci (D)	Robert C. Schatz (R)
---------------	-------------------------	----------------------

Newington, part of	6,130	2,169
--------------------	-------	-------

Plurality: 3,961

28th District	Robert G. Gilligan (D)	Robert G. Gilligan (R)
---------------	------------------------	------------------------

Wethersfield, part of	4,518	3,877
-----------------------	-------	-------

29th District	Richard D. Tulisano (D)	Stuart A. Webster (R)
---------------	-------------------------	-----------------------

Rocky Hill	4,087	1,997
Wethersfield, part of	1,544	880

Totals	5,631	2,877
--------	-------	-------

Plurality: 2,754

30th District	James L. McNair (D)	Ann P. Dandrow (R)
---------------	---------------------	--------------------

Berlin	3,140	3,876
Southington, part of	538	1,556

Totals	3,678	5,432
--------	-------	-------

Plurality: 1,754

31st District	Henry P. Hemond (D)	Robert D. Bowden (R)
---------------	---------------------	----------------------

Glastonbury, part of	3,325	7,570
----------------------	-------	-------

Plurality: 4,245

VOTE FOR STATE REPRESENTATIVES, NOVEMBER 6, 1990  
ASSEMBLY DISTRICTS

---

32nd District	Jim O'Rourke (D)	Robert F. Jahn (R)
---------------	------------------	--------------------

---

Cromwell	2,798	1,862
Middletown, part of	541	153
Portland	2,260	1,224

---

Totals	5,599	3,239
--------	-------	-------

---

Plurality: 2,360

---



---

33rd District	Vincent J. Loffredo (D)	Robert F. Mazzotta (R)
---------------	-------------------------	------------------------

---

Middletown, part of	3,693	3,033
---------------------	-------	-------

---

Plurality: 660

---



---

34th District	Dean P. Markham (D)	Raymond Bogdan (R)
---------------	---------------------	--------------------

---

East Haddam	1,373	1,162
East Hampton	2,214	1,536
Haddam	1,656	1,351

---

Totals	5,243	4,049
--------	-------	-------

---

Plurality: 1,194

---



---

35th District	No Nomination (D)	Sidney J. Holbrook (R)
---------------	-------------------	------------------------

---

Clinton		3,177
Essex		1,852
Westbrook		1,633

---

Totals		6,662
--------	--	-------

---



---

36th District	No Nomination (D)	John J. Tiffany II (R)
---------------	-------------------	------------------------

---

Deep River		1,061
Lyme		766
Old Lyme		2,188
Old Saybrook		2,678

---

Totals		6,693
--------	--	-------

---

VOTE FOR STATE REPRESENTATIVES, NOVEMBER 6, 1990  
ASSEMBLY DISTRICTS

37th District	John T. Hoye (D)	Fred Lundfelt (R)	
East Lyme	2,309	3,248	
Montville, part of	1,005	994	
Totals	3,314	4,242	
Plurality: 928			
38th District	Janet Polinsky (D)	No Nomination (R)	Nadine O. Monroe (I)
New London, part of	489		67
Waterford	5,378		597
Totals	5,867		664
Plurality: 5,203			
39th District	Wade A. Hyslop, Jr. (D)	James A. Kontoleon (R)	
New London, part of	2,468	1,472	
Plurality: 996			
40th District	Thomas G. Moukawsher (D)	Richard Haviland (R)	Raymond A. Moreno (PC)
Groton, part of	1,727	1,185	68
New London, part of	876	581	18
Totals	2,603	1,766	86
Plurality: 837			
41st District	No Nomination (D)	Lenny T. Winkler (R)	
Groton, part of		4,565	
42nd District	Wesley J. Johnson, Sr. (D)	Glenn Arthur (R)	
Groton, part of	61	103	
Ledyard	1,971	2,717	
Totals	2,032	2,820	
Plurality: 788			

VOTE FOR STATE REPRESENTATIVES, NOVEMBER 6, 1990  
ASSEMBLY DISTRICTS

---

43rd District	John H. Mellow (D)	Frank Turek (R)
---------------	--------------------	-----------------

---

North Stonington	671	939
Stonington	2,353	3,780

---

Totals	3,024	4,719
--------	-------	-------

---

Plurality: 1,695

---

44th District	Leo N. Bernard (D)	Michael Caron (R)
---------------	--------------------	-------------------

---

Killingly, part of Plainfield	634	1,242
	2,167	1,591

---

Totals	2,801	2,833
--------	-------	-------

---

Plurality: 32

---

45th District	No Nomination (D)	David Anderson (R)
---------------	-------------------	--------------------

---

Griswold		1,525
Lisbon		747
Preston		1,207
Sterling		384
Voluntown		355

---

Totals		4,218
--------	--	-------

---

46th District	Antonio J. Longo III (D)	Peter A. Nystrom (R)
---------------	--------------------------	----------------------

---

Norwich, part of	1,889	3,827
------------------	-------	-------

---

Plurality: 1,938

---

47th District	Shaun McNally (D)	Barry Kolar (R)
---------------	-------------------	-----------------

---

Norwich, part of Sprague	2,917	1,675
	582	420

---

Totals	3,499	2,095
--------	-------	-------

---

Plurality: 1,404

---

VOTE FOR STATE REPRESENTATIVES, NOVEMBER 6, 1990  
ASSEMBLY DISTRICTS

---

48th District	Chriss Miller (D)	Andrew McCall Norton (R)
---------------	-------------------	--------------------------

---

Colchester	1,252	2,942
Montville, part of	985	1,838
Salem	513	791

---

Totals	2,750	5,571
--------	-------	-------

---

Plurality: 2,821

---

49th District	John J. Lescoe (D)	Priscilla J. Root (R)	Robert D. Gorgoglione (PC)
---------------	--------------------	-----------------------	----------------------------

---

Windham	4,782	1,840	108
---------	-------	-------	-----

---

Plurality: 2,942

---

50th District	Jefferson B. Davis (D)	John T. Savage (R)
---------------	------------------------	--------------------

---

Brooklyn	1,243	810
Canterbury	853	701
Chaplin	361	293
Eastford	271	375
Hampton	362	276
Killingly, part of	599	366
Pomfret	689	562
Scotland	281	224

---

Totals	4,659	3,607
--------	-------	-------

---

Plurality: 1,052

---

51st District	Geri W. Langlois (D)	Fred Hedenberg (R)
---------------	----------------------	--------------------

---

Killingly, part of	651	422
Putnam	1,662	1,125
Thompson	1,742	1,042

---

Totals	4,055	2,589
--------	-------	-------

---

Plurality: 1,466

---

52nd District	John D. Mordasky (D)	Robert Bechta (R)
---------------	----------------------	-------------------

---

Somers, part of	1,151	803
Stafford	2,961	1,089
Union	186	94
Woodstock	1,148	1,006

---

Totals	5,446	2,992
--------	-------	-------

---

Plurality: 2,454

---

VOTE FOR STATE REPRESENTATIVES, NOVEMBER 6, 1990  
ASSEMBLY DISTRICTS

53rd District	Nancy Wyman (D)	John Patton (R)	Thomas Supina, Jr. (PC)
Ashford	916	396	99
Tolland	3,016	1,293	46
Vernon, part of	921	447	1
Willington	1,209	686	33
<b>Totals</b>	<b>6,062</b>	<b>2,822</b>	<b>179</b>

Plurality: 3,240

54th District	Jonathan Pelto (D)	No Nomination (R)
---------------	--------------------	-------------------

Mansfield 3,577

55th District	No Nomination (D)	J. Peter Fuscas (R)
---------------	-------------------	---------------------

Andover		681
Bolton		1,212
Hebron		1,757
Manchester, part of		1,001
Marlborough		1,512
<b>Totals</b>		<b>6,163</b>

56th District	Joseph D. Courtney (D)	Lynne A. Galipeau (R)
---------------	------------------------	-----------------------

Vernon, part of 4,286 2,654

Plurality: 1,632

57th District	Edward C. Graziani (D)	Joseph F. Roberts (R)	Theresa M. Zielinski (PC)
---------------	------------------------	-----------------------	---------------------------

East Windsor	1,715	999	173
Ellington	2,014	1,277	567
Somers, part of	378	374	66
<b>Totals</b>	<b>4,107</b>	<b>2,650</b>	<b>806</b>

Plurality: 1,457

VOTE FOR STATE REPRESENTATIVES, NOVEMBER 6, 1990  
ASSEMBLY DISTRICTS

58th District	Frederick A. Gelsi (D)	No Nomination (R)	
Enfield, part of	4,061		
Plurality:			
59th District	William Kiner (D)	John Andrew Kissel (R)	Richard W. Loomis (LTN)
Enfield, part of	4,836	2,473	83
Plurality: 2,363			
60th District	Carl Schiessl (D)	James S. Kearney (R)	
Windsor, part of	1,702	1,042	
Windsor Locks	3,198	1,146	
Totals	4,900	2,188	
Plurality: 2,712			
61st District	No Nomination (D)	Ruth C. Fahrbach (R)	Michael C. Stamper (LTN)
East Granby, part of		824	79
Suffield		3,175	318
Windsor, part of		2,355	298
Totals		6,354	695
Plurality: 5,659			
62nd District	Andrew W. Bray (D)	Richard F. Ferrari (R)	
Barkhamsted	611	590	
Colebrook	276	266	
East Granby, part of	157	464	
Granby	1,281	2,392	
Hartland	259	440	
New Hartford	1,039	1,182	
Totals	3,623	5,334	
Plurality: 1,711			

VOTE FOR STATE REPRESENTATIVES, NOVEMBER 6, 1990  
ASSEMBLY DISTRICTS

63rd District	Roberta Berk Willis (D)	F. Philip Prelli (R)	Thomas H. Glennon (I)	Walter D. Miller (PC)
Norfolk	314	355	33	41
North Canaan	399	450	185	61
Salisbury	979	745	37	24
Winchester	1,421	1,708	76	803
Totals	3,113	3,258	331	929

Plurality: 145

64th District	James F. McKenna (D)	Joseph N. Ruwet (R)
Canaan	153	202
Cornwall	301	361
Goshen	327	626
Kent	411	626
Sharon	375	676
Torrington, part of	2,696	2,003
Warren	112	318
Totals	4,375	4,812

Plurality: 437

65th District	John Tony Miscikoski (D)	George P. Avitabile (R)
Torrington, part of	3,132	3,966

Plurality: 834

66th District	Bill Knight (D)	Robert A. Maddox, Jr. (R)
Bethlehem	357	1,098
Harwinton	579	1,596
Litchfield	936	2,473
Morris	244	577
Washington	382	994
Totals	2,498	6,738

Plurality: 4,240

67th District	Michael McCauley (D)	Oskar G. Rogg (R)
New Fairfield, part of	1,343	1,777
New Milford, part of	1,628	1,798
Sherman	409	678
Totals	3,380	4,253

Plurality: 873



VOTE FOR STATE REPRESENTATIVES, NOVEMBER 6, 1990  
ASSEMBLY DISTRICTS

68th District	Anne C. Cushman (D)	Brian J. Flaherty (R)
---------------	---------------------	-----------------------

Watertown, part of	1,125	4,008
Woodbury	1,274	2,019

Totals	2,399	6,027
--------	-------	-------

Plurality: 3,628

69th District	No Nomination (D)	Arthur J. O'Neill (R)
---------------	-------------------	-----------------------

Bridgewater		542
New Milford, part of		2,377
Roxbury		690
Southbury, part of		3,462

Totals		7,071
--------	--	-------

70th District	Kevin G. Knowles (D)	Steven V. Dudas (R)
---------------	----------------------	---------------------

Naugatuck, part of	4,562	2,593
--------------------	-------	-------

Plurality: 1,969

71st District	Doreen DelBianco (D)	M. Terri Adams (R)
---------------	----------------------	--------------------

Middlebury, part of	584	797
Waterbury, part of	3,982	2,538

Totals	4,566	3,335
--------	-------	-------

Plurality: 1,231

72nd District	Reginald G. Beamon (D)	Christopher P. Murphy (R)
---------------	------------------------	---------------------------

Waterbury, part of	2,736	2,093
--------------------	-------	-------

Plurality: 643

73rd District	Joan V. Hartley (D)	Paul Matasavage (R)
---------------	---------------------	---------------------

Waterbury, part of	4,348	3,624
--------------------	-------	-------

Plurality: 724

VOTE FOR STATE REPRESENTATIVES, NOVEMBER 6, 1990  
ASSEMBLY DISTRICTS

74th District	Elizabeth Brown (D)	John Lattanzio (R)
---------------	---------------------	--------------------

Waterbury, part of	4,904	2,644
--------------------	-------	-------

Plurality: 2,260

75th District	Thomas F. Conway (D)	Jose L. Rodriguez (R)
---------------	----------------------	-----------------------

Waterbury, part of	2,841	1,400
--------------------	-------	-------

Plurality: 1,441

76th District	Marie W. Galbraith (D)	John E. Piscopo (R)
---------------	------------------------	---------------------

Plymouth, part of	1,033	1,609
Thomaston	1,229	1,611
Watertown, part of	728	1,376

Totals	2,990	4,596
--------	-------	-------

Plurality: 1,606

77th District	Stephen J. Duffy (D)	Carlo Faienza (R)
---------------	----------------------	-------------------

Bristol, part of	3,988	2,962
------------------	-------	-------

Plurality: 1,026

78th District	James L. Phoenix (D)	Edward C. Krawiecki, Jr. (R)
---------------	----------------------	------------------------------

Bristol, part of	1,212	3,970
Plymouth, part of	294	868

Totals	1,506	4,838
--------	-------	-------

Plurality: 3,332

79th District	Jim Griffin (D)	Craig P. Taylor (R)
---------------	-----------------	---------------------

Bristol, part of	3,251	3,277
------------------	-------	-------

Plurality: 26

VOTE FOR STATE REPRESENTATIVES, NOVEMBER 6, 1990  
ASSEMBLY DISTRICTS

80th District	No Nomination (D)	Eugene A. Migliaro, Jr. (R)
Southington, part of Wolcott		2,229 4,320
Totals		6,549
81st District	Dennis F. Putala (D)	Angelo M. Fusco (R)
Southington, part of	3,045	4,797
Plurality:	1,752	
82nd District	Tom Luby (D)	Richard P. Antonetti (R)
Meriden, part of Middlefield	2,588 1,053	1,774 802
Totals	3,641	2,576
Plurality:	1,065	
83rd District	John J. Zajac, Jr. (D)	John J. Zajac, Jr. (R)
Meriden, part of	3,254	3,147
84th District	Benjamin N. DeZinno, Jr. (D)	Benjamin N. DeZinno, Jr. (R)
Meriden, part of	3,056	2,184
85th District	Mary M. Mushinsky (D)	No Nomination (R)
Wallingford, part of	4,976	

VOTE FOR STATE REPRESENTATIVES, NOVEMBER 6, 1990  
ASSEMBLY DISTRICTS

86th District	Peter Serletti (D)	Robert M. Ward (R)
East Haven, part of	620	767
North Branford	1,030	3,243
Wallingford, part of	594	1,236
Totals	2,244	5,246
Plurality: 3,002		

87th District	William V. Gambardella (D)	Lewis S. Borrelli (R)
Hamden, part of	1,570	917
North Haven, part of	3,384	2,843
Totals	4,954	3,760
Plurality: 1,194		

88th District	Charles Karjanis (D)	Curtis Andrews, Jr. (R)
Hamden, part of	3,130	2,363
North Haven, part of	885	1,822
Totals	4,015	4,185
Plurality: 170		

89th District	Christopher R. Robertson (D)	David Oliver Thorp (R)
Cheshire, part of	1,942	3,530
Prospect, part of	379	1,038
Wallingford, part of	878	1,730
Totals	3,199	6,298
Plurality: 3,099		

90th District	Mary G. Fritz (D)	John Gremelsbacker (R)
Cheshire, part of	2,590	2,079
Prospect, part of	894	763
Wallingford, part of	1,671	579
Totals	5,155	3,421
Plurality: 1,734		

VOTE FOR STATE REPRESENTATIVES, NOVEMBER 6, 1990  
ASSEMBLY DISTRICTS

91st District	Ronald L. Smoko (D)	Leonard B. Caplan (R)	Vincenza A. M. Giannelli (CC)
Hamden, part of	4,731	1,713	162
Plurality: 3,018			
92nd District	Patricia Dillon (D)	Raymond Pantalena (R)	
New Haven, part of	4,554	1,142	
Plurality: 3,412			
93rd District	Irving Stolberg (D)	James S. Knight (R)	
New Haven, part of	2,763	544	
Plurality: 2,219			
94th District	William Dyson (D)	Sam Trotman (R)	
New Haven, part of	2,788	401	
Plurality: 2,387			
95th District	Jannette Parker (D)	Nancy J. Baquie (R)	
New Haven, part of	2,527	452	
Plurality: 2,075			
96th District	Martin Looney (D)	Jesse M. Snipes, Jr. (R)	
New Haven, part of	3,297	865	
Plurality: 2,432			
97th District	Robert Hauser (D)	Rae D. Tramontano (R)	
New Haven, part of	3,743	2,157	
Plurality: 1,586			

VOTE FOR STATE REPRESENTATIVES, NOVEMBER 6, 1990  
ASSEMBLY DISTRICTS

98th District	Janet C. Poss (D)	Francis X. O'Neill, Jr. (R)
---------------	-------------------	-----------------------------

Branford, part of	724	647
Guilford	3,956	3,812
Totals	4,680	4,459

Plurality: 221

99th District	Michael P. Lawlor (D)	Alfred J. Cronk (R)
---------------	-----------------------	---------------------

East Haven, part of	4,277	2,310
---------------------	-------	-------

Plurality: 1,967

100th District	David Lavine (D)	Stephen P. Shapiro (R)	John A. Barton (PC)
----------------	------------------	------------------------	---------------------

Durham	1,256	1,113	97
Middletown, part of	2,506	2,556	519
Totals	3,762	3,669	616

Plurality: 93

101st District	David S. LaFemina (D)	Linda Emmons (R)
----------------	-----------------------	------------------

Chester	476	814
Killingworth	633	1,327
Madison	2,308	4,248
Totals	3,417	6,389

Plurality: 2,972

102nd District	Joseph Giordano, Jr. (D)	Dominic A. Buonocore (R)
----------------	--------------------------	--------------------------

Branford, part of	4,390	4,250
-------------------	-------	-------

Plurality: 140

VOTE FOR STATE REPRESENTATIVES, NOVEMBER 6, 1990  
ASSEMBLY DISTRICTS

103rd District	Anthony F. Mentone (D)	Peter M. Lerner (R)	
Bethany	600	1,409	
Hamden, part of	1,932	1,862	
Woodbridge	1,015	2,508	
Totals	3,547	5,779	
Plurality: 2,232			
104th District	Vincent J. Tonucci (D)	No Nomination (R)	
Ansonia, part of	3,700		
Derby, part of	1,045		
Totals	4,745		
105th District	John W. Betkoski (D)	Robert Koskelowski (R)	Frank F. Stuban (PC)
Ansonia, part of	759	331	95
Beacon Falls	1,221	314	172
Seymour	2,520	1,494	1,105
Totals	4,500	2,139	1,372
Plurality: 2,361			
106th District	Jack Rosenthal (D)	Julia B. Wasserman (R)	Robert Fand (I)
Bethel, part of	772	1,321	157
Newtown, part of	1,613	3,290	248
Totals	2,385	4,611	405
Plurality: 2,226			
107th District	Peter E. Sweeney (D)	M. Jodi Rell (R)	Edwin Carr (I)
Bethel, part of	961	2,432	82
Brookfield	693	4,413	34
Totals	1,654	6,845	116
Plurality: 5,191			

VOTE FOR STATE REPRESENTATIVES, NOVEMBER 6, 1990  
ASSEMBLY DISTRICTS

108th District	Maressa Gershowitz (D)	Norma Gyle (R)	JoAnne Chelednik (I)
Danbury, part of	2,235	3,431	150
New Fairfield, part of	330	869	21
Totals	2,565	4,300	171
Plurality: 1,735			
109th District	Lynn Taborsak (D)	Alex Nahas (R)	Alex Nahas (I)
Danbury, part of	3,429	1,583	90
(Alex Nahas (R & I) Total: 1,673)			
Plurality: 1,756			
110th District	Bob Godfrey (D)	Bob Sulliman (R)	Winton C. Nickerson (I)
Danbury, part of	2,776	2,113	101
Plurality: 663			
111th District	Barbara M. Ireland (D)	Elizabeth A. Yanity (R)	
Ridgefield	4,968	3,823	
Plurality: 1,145			
112th District	John "Jack" Finn (D)	William J. Varese (R)	
Monroe	1,826	3,748	
Shelton, part of	998	670	
Totals	2,824	4,418	
Plurality: 1,594			
113th District	No Nomination (D)	Richard O. Belden (R)	
Shelton, part of		7,379	



VOTE FOR STATE REPRESENTATIVES, NOVEMBER 6, 1990  
ASSEMBLY DISTRICTS

114th District	George Whitney (D)	Alan Schlesinger (R)
Derby, part of	881	1,360
Orange, part of	2,118	2,936
West Haven, part of	374	413
Totals	3,373	4,709
Plurality: 1,336		
115th District	Stephen Dargan (D)	Ken Thomas (R)
West Haven, part of	4,323	2,449
Plurality: 1,874		
116th District	Joseph A. Adamo (D)	No Nomination (R)
West Haven, part of	3,819	
117th District	Arthur C. Gilbert (D)	Raymond Collins (R)
Milford, part of	1,433	2,328
Orange, part of	371	759
West Haven, part of	2,096	1,389
Totals	3,900	4,476
Plurality: 576		
118th District	James A. Amann (D)	Richard A. Salerno (R)
Milford, part of	3,094	3,045
Plurality: 49		
119th District	Pete Smith (D)	Edith M. Hartford (R)
Milford, part of	4,497	2,797
Plurality: 1,700		

VOTE FOR STATE REPRESENTATIVES, NOVEMBER 6, 1990  
ASSEMBLY DISTRICTS

120th District	Gary A. DiDomenico (D)	J. Vincent Chase (R)
----------------	------------------------	----------------------

Stratford, part of	1,962	5,477
--------------------	-------	-------

Plurality: 3,515

121st District	Robert F. Frankel (D)	Benjamin S. Proto, Jr. (R)
----------------	-----------------------	----------------------------

Stratford, part of	3,827	2,814
--------------------	-------	-------

Plurality: 1,013

122nd District	Jonathan E. Spodnick (D)	Lawrence G. Miller (R)
----------------	--------------------------	------------------------

Shelton, part of	624	1,058
Stratford, part of	1,306	2,537
Trumbull, part of	1,187	1,482

Totals	3,117	5,077
--------	-------	-------

Plurality: 1,960

123rd District	Art Laske (D)	Dale W. Radcliffe (R)
----------------	---------------	-----------------------

Trumbull, part of	3,571	4,926
-------------------	-------	-------

Plurality: 1,355

124th District	Ernest E. Newton II (D)	Kapel Pettway (R)
----------------	-------------------------	-------------------

Bridgeport, part of	1,655	544
---------------------	-------	-----

Plurality: 1,111

125th District	Gabriel J. Biafore (D)	Linda A. Grace (R)
----------------	------------------------	--------------------

Bridgeport, part of	1,740	1,126
---------------------	-------	-------

Plurality: 614

VOTE FOR STATE REPRESENTATIVES, NOVEMBER 6, 1990  
ASSEMBLY DISTRICTS

126th District	Christopher L. Caruso (D)	Earnestine Davis (R)
----------------	---------------------------	----------------------

Bridgeport, part of	3,366	1,284
---------------------	-------	-------

Plurality: 2,082

127th District	Jacqueline M. Cocco (D)	Joseph Minutolo (R)
----------------	-------------------------	---------------------

Bridgeport, part of	3,653	1,986
---------------------	-------	-------

Plurality: 1,667

128th District	Joseph S. Grabarz, Jr. (D)	Ann W. Weiler (R)
----------------	----------------------------	-------------------

Bridgeport, part of	1,092	795
---------------------	-------	-----

Plurality: 297

129th District	Lee Samowitz (D)	Brad Hubler (R)
----------------	------------------	-----------------

Bridgeport, part of	2,747	1,884
---------------------	-------	-------

Plurality: 863

130th District	Americo L. Santiago (D)	Karin C. Niesyn (R)
----------------	-------------------------	---------------------

Bridgeport, part of	1,434	611
---------------------	-------	-----

Plurality: 823

131st District	No Nomination (D)	Richard Foley (R)	Chester N. Kozak (I)
----------------	-------------------	-------------------	----------------------

Middlebury, part of	1,043	81
Naugatuck, part of	1,286	147
Oxford	2,046	225
Southbury, part of	1,335	147

Totals	5,710	600
--------	-------	-----

Plurality: 5,110

VOTE FOR STATE REPRESENTATIVES, NOVEMBER 6, 1990  
ASSEMBLY DISTRICTS

132nd District	John B. Blank (D)	John G. Metsopoulos (R)	
Fairfield, part of	1,289	4,848	
Plurality: 3,559			
133rd District	Barbara G. Fast (D)	Elinor F. Wilber (R)	
Fairfield, part of	2,636	5,033	
Plurality: 2,397			
134th District	Sidney S. Postol (D)	Daniel F. Caruso (R)	Joseph Szennyes (I)
Fairfield, part of	2,798	3,483	86
Trumbull, part of	635	1,302	18
Totals	3,433	4,785	104
Plurality: 1,352			
135th District	No Nomination (D)	Alice V. Meyer (R)	
Easton		2,186	
Newtown, part of		1,796	
Weston		2,630	
Totals		6,612	
136th District	Carolyn Ganz (D)	Jo Fuchs (R)	
Westport, part of	1,792	6,070	
Plurality: 4,278			
137th District	Herb Feuerhake (D)	Sally McCarthy Bolster (R)	
Norwalk, part of	2,232	4,214	
Plurality: 1,982			

VOTE FOR STATE REPRESENTATIVES, NOVEMBER 6, 1990  
ASSEMBLY DISTRICTS

138th District	Lawrence J. Anastasia (D)	Richard Bonenfant (R)
----------------	---------------------------	-----------------------

Norwalk, part of	3,046	2,627
------------------	-------	-------

Plurality: 419

139th District	Alex Knopp (D)	No Nomination (R)
----------------	----------------	-------------------

Norwalk, part of	2,366	
Westport, part of	994	

Totals	3,360	
--------	-------	--

140th District	Douglas C. Mintz (D)	Robert A. Fabrizio (R)	David Solan (I)
----------------	----------------------	------------------------	-----------------

Norwalk, part of	2,761	1,526	55
------------------	-------	-------	----

Plurality: 1,235

141st District	No Nomination (D)	Reginald L. Jones (R)
----------------	-------------------	-----------------------

Darien		5,778
Stamford, part of		332

Totals		6,110
--------	--	-------

142nd District	No Nomination (D)	Margaret S. Gill (R)
----------------	-------------------	----------------------

Redding		2,274
Wilton, part of		3,929

Totals		6,203
--------	--	-------

143rd District	No Nomination (D)	Leslie T. Young (R)
----------------	-------------------	---------------------

New Canaan		5,840
Wilton, part of		847

Totals		6,687
--------	--	-------

VOTE FOR STATE REPRESENTATIVES, NOVEMBER 6, 1990  
ASSEMBLY DISTRICTS

144th District	John Wayne Fox (D)	Rosanne P. McManus (R)
Stamford, part of	3,387	2,705
Plurality: 682		
145th District	Christel Truglia (D)	No Nomination (R)
Stamford, part of	2,622	
146th District	Moira K. Lyons (D)	Marcus R. Trimpin (R)
Stamford, part of	3,565	1,578
Plurality: 1,987		
147th District	Sid Cholmar (D)	Christopher Burnham (R)
Stamford, part of	1,576	6,187
Plurality: 4,611		
148th District	Anne McDonald (D)	No Nomination (R)
Stamford, part of	2,919	
149th District	Alma Rutgers (D)	Janet K. Lockton (R)
Greenwich, part of	2,256	4,107
Plurality: 1,851		
150th District	Dan Hickman (D)	Dorothy K. Osler (R)
Greenwich, part of	2,402	4,040
Plurality: 1,638		
		(70)

VOTE FOR STATE REPRESENTATIVES, NOVEMBER 6, 1990  
ASSEMBLY DISTRICTS

---

151st District	No Nomination (D)	Lydia H. Stevens (R)
-------------------	----------------------	-------------------------

---

Greenwich, part of

4,946

---

VOTE FOR SHERIFF, NOVEMBER 6, 1990

FAIRFIELD COUNTY	Dan Jocis (D)	Edwin S. Mak (R)
Bethel	1,755	3,424
Bridgeport	9,824	10,705
Brookfield	1,216	3,268
Danbury	5,632	8,098
Darien	1,187	4,883
Easton	641	1,839
Fairfield	5,957	11,889
Greenwich	4,391	12,492
Monroe	1,574	3,607
New Canaan	1,106	5,023
New Fairfield	1,078	2,720
Newtown	1,923	4,614
Norwalk	6,997	11,066
Redding	707	1,994
Ridgefield	2,009	5,201
Shelton	3,244	8,118
Sherman	281	674
Stamford	9,941	13,047
Stratford	6,105	9,988
Trumbull	4,431	7,579
Weston	877	2,160
Westport	2,939	5,577
Wilton	1,326	4,328
Totals	75,141	142,294

Plurality: 67,153



VOTE FOR SHERIFF, NOVEMBER 6, 1990

HARTFORD COUNTY	Alfred J. Rioux (D)	Stephen Nicholas Polis (R)
Avon	2,033	3,404
Berlin	2,892	2,941
Bloomfield	3,958	2,440
Bristol	8,819	6,867
Burlington	1,185	1,177
Canton	2,013	1,752
East Granby	581	943
East Hartford	8,708	4,982
East Windsor	1,432	1,124
Enfield	6,275	4,564
Farmington	2,912	4,035
Glastonbury	4,769	5,844
Granby	1,193	2,040
Hartford	12,506	3,764
Hartland	228	406
Manchester	9,235	7,254
Marlborough	883	964
New Britain	8,528	5,487
Newington	6,242	4,210
Plainville	2,554	2,248
Rocky Hill	3,065	2,195
Simsbury	3,091	5,539
Southington	4,996	6,367
South Windsor	4,202	3,709
Suffield	1,343	2,219
West Hartford	12,780	10,832
Wethersfield	5,356	4,864
Windsor	4,566	3,631
Windsor Locks	2,313	1,424
Totals	128,658	107,226

Plurality: 21,432

VOTE FOR SHERIFF, NOVEMBER 6, 1990

LITCHFIELD COUNTY	Linda L. Bongiolatti (D)	Andrew C. Ocif (R)
Barkhamsted	575	590
Bethlehem	548	843
Bridgewater	269	424
Canaan	144	211
Colebrook	295	260
Cornwall	298	362
Goshen	356	575
Harwinton	1,018	1,126
Kent	281	792
Litchfield	1,558	1,994
Morris	371	468
New Hartford	984	1,217
New Milford	2,195	3,905
Norfolk	335	365
North Canaan	465	557
Plymouth	1,888	1,534
Roxbury	276	541
Salisbury	700	944
Sharon	364	698
Thomaston	1,370	1,206
Torrington	5,664	5,392
Warren	139	283
Washington	699	844
Watertown	3,374	3,367
Winchester	2,046	1,496
Woodbury	1,125	1,866
<b>Totals</b>	<b>27,337</b>	<b>31,860</b>

Plurality: 4,523

MIDDLESEX COUNTY	George R. Zeeb (D)	No Nomination (R)
Chester	765	
Clinton	2,208	
Cromwell	2,804	
Deep River	921	
Durham	1,611	
East Haddam	1,541	
East Hampton	2,268	
Essex	1,122	
Haddam	1,952	
Killingworth	1,052	
Middlefield	1,141	
Middletown	8,341	
Old Saybrook	1,836	
Portland	2,201	
Westbrook	1,024	
<b>Totals</b>	<b>30,787</b>	

VOTE FOR SHERIFF, NOVEMBER 6, 1990

NEW HAVEN COUNTY	Henry F. Healey, Jr. (D)	No Nomination (R)
Ansonia	3,975	
Beacon Falls	962	
Bethany	1,080	
Branford	5,592	
Cheshire	5,051	
Derby	2,228	
East Haven	4,445	
Guilford	3,871	
Hamden	10,872	
Madison	2,733	
Meriden	9,274	
Middlebury	1,164	
Milford	8,869	
Naugatuck	5,392	
New Haven	17,990	
North Branford	2,163	
North Haven	4,229	
Orange	2,753	
Oxford	1,427	
Prospect	1,533	
Seymour	2,759	
Southbury	2,424	
Wallingford	7,880	
Waterbury	15,783	
West Haven	9,710	
Wolcott	2,440	
Woodbridge	1,794	

Totals 138,393

NEW LONDON COUNTY	Thomas G. Martin (D)	Parke C. Spicer (R)
Bozrah	438	437
Colchester	1,950	1,576
East Lyme	2,603	2,341
Franklin	354	407
Griswold	1,122	1,074
Groton	4,607	3,633
Lebanon	972	1,030
Ledyard	1,812	2,387
Lisbon	511	602
Lyme	271	531
Montville	2,514	1,959
New London	3,692	1,835
North Stonington	661	880
Norwich	4,899	3,956
Old Lyme	1,043	1,431
Preston	468	1,137
Salem	635	507
Sprague	541	389
Stonington	2,979	2,509
Voluntown	244	270
Waterford	3,730	2,762

Totals 36,046 31,653

Plurality: 4,393

VOTE FOR SHERIFF, NOVEMBER 6, 1990

TOLLAND COUNTY	Theodore R. Satkowski (D)	Robert W. Neil (R)
Andover	428	508
Bolton	594	1,160
Columbia	906	863
Coventry	1,738	1,534
Ellington	1,541	2,009
Hebron	1,197	1,227
Mansfield	2,589	1,469
Somers	1,168	1,486
Stafford	2,538	1,339
Tolland	1,914	1,971
Union	150	117
Vernon	4,197	4,733
Willington	941	776
Totals	19,901	19,192

Plurality: 709

WINDHAM COUNTY	Clifford B. Green (D)	William A. Falletti (R)
Ashford	652	660
Brooklyn	1,175	828
Canterbury	814	638
Chaplin	320	252
Eastford	286	306
Hampton	318	266
Killingly	2,337	1,434
Plainfield	2,275	1,179
Pomfret	620	544
Putnam	1,641	975
Scotland	260	206
Sterling	347	231
Thompson	1,558	957
Windham	3,908	1,818
Woodstock	984	1,104
Totals	17,495	11,398

Plurality: 6,097

VOTE FOR JUDGE OF PROBATE, NOVEMBER 6, 1990  
 PROBATE DISTRICTS

<u>ANDOVER</u>	Elaine N. Camposeo (D)	Norman J. Preuss (R)
Andover	556	450
Bolton	881	1,001
Columbia	982	882
Totals	2,419	2,333

Plurality: 86

	Dennis R. Poitras (D)	Robert T. Burr (R)
Ashford	718	555

Plurality: 163

	D. Stephen Gaffney (D)	D. Stephen Gaffney (R)
Avon	2,179	3,570

	Curtis K. Case (D)	Curtis K. Case (R)
Barkhamsted	532	653

<u>BERLIN</u>	Walter A. Clebowicz (D)	No Nomination (R)
Berlin	3,752	
New Britain	11,421	
Totals	15,173	

	Guy D. Yale (D)	No Nomination (R)
Bethany	1,204	

	Martin J. Lawlor, Jr. (D)	Daniel W. O'Grady (R)
Bethel	2,885	3,136

Plurality: 251

VOTE FOR JUDGE OF PROBATE, NOVEMBER 6, 1990  
 PROBATE DISTRICTS

	Steven M. Zelman (D)	No Nomination (R)
Bloomfield	5,079	
	Donald M. Bloom (D)	No Nomination (R)
Bozrah	630	
	John E. Donegan (D)	Robin Bruce Sandler (R)
Branford	5,348	4,344
	Plurality: 1,004	
	Raymond C. Lyddy (D)	Joyce A. Ricchio (R)
Bridgeport	13,726	8,657
	Plurality: 5,069 (Total write-in votes for registered write-in candidates: 0)	
	Robert R. Maynard (D)	No Nomination (R)
Bristol	12,047	
	Jeffrey W. Reinen (D)	No Nomination (R)
Brookfield	2,749	
	James K. Kelley (D)	James W. Stuyniski (R)
Brooklyn	1,040	937
	Plurality: 103	

VOTE FOR JUDGE OF PROBATE, NOVEMBER 6, 1990  
 PROBATE DISTRICTS

	Charles W. Bauer (D)	No Nomination (R)
Burlington	1,670	
<hr/>		
<u>CANAAN</u>	Diana J. Matheson (D)	Diana J. Matheson (R)
Canaan	152	202
North Canaan	426	589
Totals	578	791
<hr/>		
	Juliette S. Stadnicki (D)	Martin Alliod (R)
Canterbury	810	783
Plurality: 27		
<hr/>		
	No Nomination (D)	Raymond Green (R)
Canton		2,347
<hr/>		
	No Nomination (D)	Patricia D. R. Boyd (R)
Chaplin		383
<hr/>		
<u>CHESHIRE</u>	Michael A. Skrebutenas (D)	Raymond F. Voelker (R)
Cheshire	2,207	7,111
Prospect	1,367	1,589
Totals	3,574	8,700
Plurality: 5,126		
<hr/>		
	June S. Dressing (D)	June S. Dressing (R)
Clinton	1,764	2,119

VOTE FOR JUDGE OF PROBATE, NOVEMBER 6, 1990  
 PROBATE DISTRICTS

	William J. Quinley (D)	Kevin Kennedy (R)
Colchester	1,412	2,665
Plurality: 1,253		
	Margaret D. Cooley (D)	Margaret D. Cooley (R)
Cornwall	331	324
	No Nomination (D)	David C. Rappe (R)
Coventry		2,169
	Robert N. Talarico (D)	Dianne E. Yamin (R)
Danbury	7,747	8,428
Plurality: 681		
	No Nomination (D)	William H. Atkinson (R)
Darien		5,561
	Jeanne F. Spallone (D)	No Nomination (R)
Deep River	1,022	
	Clifford D. Hoyle (D)	No Nomination (R)
<u>DERBY</u>		
Ansonia	4,172	
Derby	2,268	
Seymour	2,871	
Totals	9,311	



VOTE FOR JUDGE OF PROBATE, NOVEMBER 6, 1990  
 PROBATE DISTRICTS

	No Nomination (D)	Reid R. Samuelson (R)
Eastford		429
	No Nomination (D)	Paul A. Ridgeway (R)
East Granby		1,280
	Terrance D. Lomme (D)	Geraldine S. Chagan (R)
East Haddam	1,493	956
Plurality: 537		
	Eleanor Wood (D)	No Nomination (R)
East Hampton	2,447	
	Francis C. Vignati (D)	Donald Sugalski (R)
East Hartford	10,090	4,502
Plurality: 5,588		
	Thomas J. Giaino (D)	Leonard A. Fasano (R)
East Haven	4,346	3,689
Plurality: 657		
	Leo J. McNamara (D)	Leo J. McNamara (R)
East Lyme	2,346	2,693

VOTE FOR JUDGE OF PROBATE, NOVEMBER 6, 1990  
 PROBATE DISTRICTS

<u>EAST WINDSOR</u>	William E. Grace (D)	William E. Grace (R)
East Windsor	1,477	1,126
South Windsor	4,279	3,854
Totals	5,756	4,980

<u>ELLINGTON</u>	Thomas F. Rady III (D)	John L. Giulietti (R)
Ellington	2,045	1,600
Vernon	5,201	3,868
Totals	7,246	5,468

Plurality: 1,778

	Robert B. Berger (D)	No Nomination (R)
Enfield	8,539	

	No Nomination (D)	Deborah M. Holcomb (R)
Essex		1,768

	Noel R. Newman (D)	John H. Shannon (R)
Fairfield	7,474	12,010

Plurality: 4,536

	Edgar A. King (D)	Edgar A. King (R)
Farmington	3,398	4,135

	Donald L. Hamer (D)	Sharon Holland Purtill (R)
Glastonbury Full Term (1/9/91 - 1/4/95)	6,413	5,802

Plurality: 611

VOTE FOR JUDGE OF PROBATE, NOVEMBER 6, 1990  
 PROBATE DISTRICTS

Glastonbury To Fill Vacancy (11/6/90 - 1/9/91)	Donald L. Hamer (D) 6,179	Sharon Holland Purtill (R) 5,744
Plurality: 435		
Granby	David C. Shaw (D) 1,550	Philip D. Main (R) 2,173
Plurality: 623		
Greenwich	Margaret M. Dorsey (D) 5,997	David R. Tobin (R) 12,968
Plurality: 6,971		
Griswold	George Kennedy, Jr. (D) 1,300	George Kennedy, Jr. (R) 958
Groton	Frederick W. Palm, Jr. (D) 5,355	Bernard W. Steadman (R) 3,652
Plurality: 1,703		
Guilford	No Nomination (D)	Shirley M. Sabine (R) 4,922
Haddam	Sharon G. Kapitulik (D) 2,070	No Nomination (R)

VOTE FOR JUDGE OF PROBATE, NOVEMBER 6, 1990  
PROBATE DISTRICTS

	Salvatore L. Diglio (D)	Paul V. Orcutt (R)
Hamden	10,877	6,592
Plurality: 4,285		
	Jeannine Lamont (D)	Margaret S. Haraghey (R)
Hampton	424	211
Plurality: 213		
	Robert K. Killian, Jr. (D)	No Nomination (R)
Hartford	14,837	
	Beatrice Y. Isabelle (D)	No Nomination (R)
Hartland	439	
	John W. Pickard (D)	John P. Febbroriello (R)
Harwinton	1,367	834
Plurality: 533		
	Kathleen Sawyer (D)	No Nomination (R)
Hebron	1997	
	C. H. Moore, Jr. (D)	Barbara L. Miller (R)
Kent	335	736
Plurality: 401		

VOTE FOR JUDGE OF PROBATE, NOVEMBER 6, 1990  
 PROBATE DISTRICTS

	Charles P. Ferland (D)	Bertram J. Anderson (R)
Killingly	1,481	2,274
Plurality: 793		
	Judith P. Lentz (D)	Judith P. Lentz (R)
Killingworth	931	980
	Roger L. Abare (D)	George P. Randall (R)
Lebanon	721	1,425
Plurality: 704		
	No Nomination (D)	Gertrude B. Smith (R)
Ledyard		3,157
	Arleen G. Keegan (D)	No Nomination (R)
<u>LITCHFIELD</u>	2,086	
Litchfield	437	
Morris	190	
Warren		
Totals	2,713	
	No Nomination (D)	Joan K. Meyers (R)
Lyme		704
	No Nomination (D)	George G. McManus, Jr. (R)
Madison		4,781

VOTE FOR JUDGE OF PROBATE, NOVEMBER 6, 1990  
 PROBATE DISTRICTS

	William E. FitzGerald (D)	No Nomination (R)
Manchester	13,060	
	George E. Hill (D)	Carol L. Pellegrine (R)
Mansfield	2,264	2,220
Plurality: 44		
	Robert J. Moore, Sr. (D)	No Nomination (R)
Marlborough	1,386	
	Jeremiah J. Morytko (D)	Thomas B. Griglun (R)
Meriden	6,694	9,586
Plurality: 2,892		
	Joseph D. Marino (D)	John J. Guerin (R)
<u>MIDDLETOWN</u>		
Cromwell	2,653	1,544
Durham	1,252	960
Middlefield	1,053	616
Middletown	8,375	3,637
Totals	13,333	6,757
Plurality: 6,576		
	Bernard F. Joy (D)	Bernard F. Joy (R)
Milford	7,362	8,393
	Linda J. Mott (D)	Mark R. Davis (R)
Montville	2,936	1,646
Plurality: 1,290		

VOTE FOR JUDGE OF PROBATE, NOVEMBER 6, 1990  
 PROBATE DISTRICTS

<u>NAUGATUCK</u>	Robert M. Siuzdak (D)	Donald J. Zehnder, Jr. (R)
Beacon Falls	821	744
Naugatuck	5,586	3,703
Totals	6,407	4,447

Plurality: 1,960

	No Nomination (D)	Richard E. Burke (R)
New Canaan		5,516

	Peter R. Larkin (D)	Richard A. Smith (R)
New Fairfield	2,476	1,801

Plurality: 675

	No Nomination (D)	Norman E. Rogers, Jr. (R)
New Hartford		1,719

	John A. Keyes (D)	No Nomination (R)
New Haven	18,654	

<u>NEWINGTON</u>	Sheila M. Hennessey (D)	Edward G. Pizzella (R)
Newington	5,876	5,077
Rocky Hill	3,383	2,136
Wethersfield	7,374	4,058
Totals	16,633	11,271

Plurality: 5,362

<u>NEW LONDON</u>	Thomas P. Condon (D)	Thomas P. Condon (R)
New London	3,368	1,968
Waterford	3,350	3,026
Totals	6,718	4,994

VOTE FOR JUDGE OF PROBATE, NOVEMBER 6, 1990  
PROBATE DISTRICTS

<u>NEW MILFORD</u>	Suzanne L. Powers (D)	Arthur J. Peitler (R)
Bridgewater	496	245
New Milford	4,036	2,420
Totals	4,532	2,665
Plurality: 1,867		
	Raymond T. Connor (D)	Margot S. Hall (R)
Newtown	2,055	5,320
Plurality: 3,265		
	Mary M. Ackerly (D)	Martin J. Tracey III (R)
Norfolk	501	269
Plurality: 232		
	John J. Esposito, Jr. (D)	Frank J. Forgione (R)
North Branford	1,896	2,329
Plurality: 433		
	Edward T. Falsey, Jr. (D)	Edward T. Falsey, Jr. (R)
North Haven	3,453	4,344
	Sally A. Humphrey (D)	Patricia P. McGowan (R)
North Stonington	595	1,133
Plurality: 538		



VOTE FOR JUDGE OF PROBATE, NOVEMBER 6, 1990  
 PROBATE DISTRICTS

<u>NORWALK</u>	Mark Stern (D)	John E. Vallerie, Jr. (R)
Norwalk	6,202	12,850
Wilton	1,475	4,350
Totals	7,677	17,200

Plurality: 9,523

<u>NORWICH</u>	Linda M. Salafia (D)	Linda M. Salafia (R)
Franklin	382	372
Lisbon	612	512
Norwich	5,780	3,398
Preston	540	857
Sprague	586	347
Voluntown	243	263
Totals	8,143	5,749

	Daniel E. Kenny (D)	Daniel E. Kenny (R)
Old Lyme	939	1,593

	No Nomination (D)	Elton D. Rhodes (R)
Old Saybrook		2,632

	David O'Sullivan (D)	Robert W. Carangelo (R)
Orange	2,483	3,455
Plurality: 972		

	John W. Fertig, Jr. (D)	No Nomination (R)
Oxford	1,519	

	Kathleen Sendley Barry (D)	No Nomination (R)
Plainfield	2,617	

VOTE FOR JUDGE OF PROBATE, NOVEMBER 6, 1990  
 PROBATE DISTRICTS

	Thomas P. Kirkwood, Jr. (D)	Kenneth A. Hedman (R)
Plainville	3,182	2,274

Plurality: 908

	Sonja J. DeSousa (D)	Christopher W. Boylan (R)
Plymouth	1,415	2,286

Plurality: 871

	Cecile D. Stoddard (D)	No Nomination (R)
Pomfret	855	

	Kenneth B. Shettle (D)	Robert L. Curzan (R)	Richard J. Guliani (PC)
Portland	1,134	972	1,464

Plurality: 330

	A. Richard Karkutt, Jr. (D)	No Nomination (R)
Putnam	1,996	

	Richard L. Emerson (D)	Richard L. Emerson (R)
Redding	823	2,012

	Patrick J. Crehan (D)	Joseph A. Egan, Jr. (R)
Ridgefield	3,115	5,367

Plurality: 2,252

VOTE FOR JUDGE OF PROBATE, NOVEMBER 6, 1990  
 PROBATE DISTRICTS

Roxbury	No Nomination (D)	Mildred A. Erwin (R)	682
Salem	William C. Kollman (D)	No Nomination (R)	806
Salisbury	Richard T. Fitzgerald (D)	Richard T. Fitzgerald (R)	699 911
<u>SAYBROOK</u> Chester	Helen B. Bonnie Bennet (D)	No Nomination (R)	891
Sharon	Aline Libassi (D)	Suzanne J. Xanthos (R)	404 674
	Plurality: 270		
Shelton	Maurice J. Martin (D)	Anthony P. Pagliaro (R)	6,838 6,098
	Plurality: 740		
Sherman	Barbara J. Ackerman (D)	Barbara J. Ackerman (R)	349 690
Simsbury	No Nomination (D)	Glenn E. Knierim (R)	7,164

VOTE FOR JUDGE OF PROBATE, NOVEMBER 6, 1990  
 PROBATE DISTRICTS

	Francis W. Devlin, Jr. (D)	Richard E. Allen (R)
Somers	1,598	1,227
Plurality: 371		

	No Nomination (D)	Mary Kay Flaherty (R)
Southbury		4,827

	Bryan F. Meccariello (D)	Carl J. Sokolowski (R)
Southington	4,791	8,735
Plurality: 3,944		

	Thomas J. Fiore (D)	John W. Sullivan (R)
<u>STAFFORD</u> Stafford Union	2,743 147	1,140 109
Totals	2,890	1,249
Plurality: 1,641		

	Gerald M. Fox (D)	Donald Ben Sherer (R)
Stamford <u>Full Term</u> (1/9/91 - 1/4/95)	15,617	11,272
Plurality: 4,345		

	Gerald M. Fox (D)	Donald Ben Sherer (R)
Stamford <u>To Fill Vacancy</u> (11/6/90 - 1/9/91)	14,605	11,265
Plurality: 3,340		

	Signe L. Nowosadko (D)	No Nomination (R)
Sterling	362	

VOTE FOR JUDGE OF PROBATE, NOVEMBER 6, 1990  
 PROBATE DISTRICTS

	Paul E. Cravinho (D)	No Nomination (R)
Stonington	3,798	
	F. Paul Kurmay (D)	F. Paul Kurmay (R)
Stratford	7,104	10,278
	No Nomination (D)	Beverly T. Patterson (R)
Suffield		2,919
	Rosemary Martin (D)	Rosemary Martin (R)
Thomaston	1,205	1,411
	Aileen A. Witkowski (D)	No Nomination (R)
Thompson	2,049	
<u>TOLLAND</u>	Charles E. Regan (D)	Peter C. Palmer (R)
Tolland	2,419	1,602
Willington	958	735
Totals	3,377	2,337
Plurality: 1,040		
<u>TORRINGTON</u>	Joseph J. Gallicchio (D)	No Nomination (R)
Goshen	460	
Torrington	7,483	
Totals	7,943	

VOTE FOR JUDGE OF PROBATE, NOVEMBER 6, 1990  
 PROBATE DISTRICTS

<u>TRUMBULL</u>	Raymond G. Baldwin, Jr. (D)	John P. Chiota (R)
Easton	835	1,784
Monroe	2,037	3,381
Trumbull	6,794	7,260
Totals	9,666	12,425

Plurality: 2,759

	Sonya M. Kischkum (D)	No Nomination (R)
Wallingford	8,560	

	No Nomination (D)	Janet M. Wildman (R)
Washington		1,067

<u>WATERBURY</u>	James J. Lawlor (D)	Vincent J. Flynn (R)
Middlebury	1,437	1,142
Waterbury	18,262	9,849
Wolcott	2,741	1,910
Totals	22,440	12,901

Plurality: 9,539

	Carey R. Geghan (D)	No Nomination (R)
Watertown	3,878	

	No Nomination (D)	James A. McGee, Jr. (R)
Westbrook		1,413

	John A. Berman (D)	John A. Berman (R)
West Hartford	14,286	10,742

VOTE FOR JUDGE OF PROBATE, NOVEMBER 6, 1990  
 PROBATE DISTRICTS

	E. Michael Heffernan (D)	E. Michael Heffernan (R)	
West Haven	9,064	5,376	
<hr/>			
<u>WESTPORT</u>	Earl F. Capuano (D)	Earl F. Capuano (R)	
Weston	932	2,137	
Westport	3,151	5,699	
Totals	4,083	7,836	
<hr/>			
<u>WINCHESTER</u>	Alan M. Barber (D)	Walter J. St. Onge, Jr. (R)	
Colebrook	363	203	
Winchester	2,555	1,259	
Totals	2,918	1,462	
<hr/>			
Plurality: 1,456			
<hr/>			
<u>WINDHAM</u>	Patrick M. Prue (D)	Patricia O. Lein (R)	Mary S. Pablonia (PC)
Scotland	257	188	40
Windham	3,909	1,543	982
Totals	4,166	1,731	1,022
<hr/>			
Plurality: 2,435			
<hr/>			
	Philip E. Coyne (D)	John A. Wall (R)	
Windsor	5,304	3,930	
<hr/>			
Plurality: 1,374			
<hr/>			
	William C. Leary (D)	No Nomination (R)	
Windsor Locks	3,284		
<hr/>			
	Robert H. Horowitz (D)	Frederick S. Moss (R)	
Woodbridge	1,628	1,982	
<hr/>			
Plurality: 354			

VOTE FOR JUDGE OF PROBATE, NOVEMBER 6, 1990  
PROBATE DISTRICTS

<b>WOODBURY</b>	<b>No</b>	<b>Mary D.</b>
Bethlehem	Nomination (D)	Donaldson (R)
Woodbury		1,011
		2,483
<b>Totals</b>		<b>3,494</b>
<hr/>		
	<b>No</b>	<b>Nancy M.</b>
	Nomination (D)	Gale (R)
Woodstock		1,480



NOVEMBER 6, 1990

VOTE FOR REGISTRARS OF VOTERS  
(Two to be declared elected from each town or voting district)

Andover	Beatrice E. Kowalski (D)	Louise F. Parkington (R)
	545	446
Ansonia	Lida P. Stahl (D)	Callie Vartelas (R)
	2,772	2,058
Ashford	Elizabeth K. Roper (D)	John S. Cowen (R)
	729	535
Avon	Doris M. Dooley (D)	Ann J. Tilson (R)
	1,846	3,927
Berlin	John F. Miller (D)	Elizabeth A. Tedeschi (R)
	2,737	3,478
Bethany	Derrylyn Gorski (D)	Eugenie Comkowycz (R)
	775	1,012
Bethel	Jane E. Hall (D)	Mary H. Legnard (R)
	2,348	3,140

NOVEMBER 6, 1990

VOTE FOR REGISTRARS OF VOTERS  
(Two to be declared elected from each town or voting district)

Bloomfield	Naomi Shenkman (D)	Angelita K. Tolly (R)
	4,345	2,251
Bozrah	M. Sue Sullivan (D)	Adele Fishbone (R)
	565	331
Branford	M. Pamela Poskus (D)	Marion E. Burkard (R)
	4,254	4,712
Bridgeport	Gloria R. Milano (D)	Marie I. Scinto (R)
	11,394	9,206
Bridgewater	Helen L. Worden (D)	Mary H. Roberts (R)
	311	411
Bristol	Marie Jo O'Meara (D)	Ellie Klapatch (R)
	8,418	7,996
Brooklyn 1st District	Carolyn A. Teed (D)	J. Gloria Lee (R)
	696	678

NOVEMBER 6, 1990

VOTE FOR REGISTRARS OF VOTERS  
(Two to be declared elected from each town or voting district)

Brooklyn 2nd District	Deanna Niejadlik (D)	Virginia M. Mason (R)
	261	242
Burlington	Lois P. Humphrey (D)	Lena R. Spielman (R)
	1,122	1,364
Canaan	Margaret H. Flynn (D)	Laura A. Bradley (R)
	173	249
Canterbury	Loreen F. Hegan (D)	Julia T. Gerl (R)
	630	791
Chaplin	Geraldine A. Helmer (D)	Doris B. Silliman (R)
	294	296
Cheshire	Sheila S. Kelly (D)	Kathleen E. Nankin (R)
	3,605	5,480
Chester	Joseph Friend (D)	Jill O. Gladding (R)
	646	587

NOVEMBER 6, 1990

VOTE FOR REGISTRARS OF VOTERS  
(Two to be declared elected from each town or voting district)

Clinton	Diane L. Shepard (D)	Mary V. Aldrich (R)
	2,048	2,003
Colchester	M. Pearl Huron (D)	Elizabeth S. Wagner (R)
	1,602	2,120
Colebrook	Lillian K. Jasmin (D)	Eleanor E. Russo (R)
	352	206
Columbia	Astrid S. Belanger (D)	Susan C. LaBrecque (R)
	1,077	822
Cornwall	Judith Gates (D)	Maureen Prentice (R)
	297	375
Coventry 1st District	Marjorie L. Roach (D)	Janice K. Hall (R)
	792	714
Coventry 2nd District	Barbara K. Johnson (D)	Sandra D. Ashley (R)
	916	819

NOVEMBER 6, 1990

VOTE FOR REGISTRARS OF VOTERS  
(Two to be declared elected from each town or voting district)

Danbury	George F. Schmiedel (D)	Jean M. Hazard (R)
	8,068	6,632
Darien	M. Elizabeth Rylander (D)	Carolyn D. Miller (R)
	1,480	5,057
Deep River	Sarah Adams (D)	Frances T. Strukus (R)
	810	721
Durham	Natalie A. H. Church (D)	Althea M. Parmelee (R)
	889	1,441
Eastford	Dagmar Noll (D)	Cynthia F. Anderson (R)
	264	355
East Haddam	Joyce Simon (D)	Mary Dean (R)
	1,035	1,355
East Hampton	Gladys Smith (D)	Jane S. Christopher (R)
	1,800	1,493

NOVEMBER 6, 1990

VOTE FOR REGISTRARS OF VOTERS  
(Two to be declared elected from each town or voting district)

East Hartford	Julia C. Tischofer (D)	Mary J. Mourey (R)
	8,736	5,346
East Haven	Janet A. Cianelli (D)	Anthony P. Calandro (R)
	4,207	2,763
East Lyme	Paul F. Anger (D)	Harold Summerscales (R)
	2,525	2,532
Easton	Jean B. Bromer (D)	Eunice K. Hanson (R)
	728	1,811
East Windsor	Marilyn S. Rajala (D)	Linda C. Sinsigallo (R)
	1,394	1,352
Ellington	Alberta C. Wambolt (D)	Marge Dawson (R)
	1,270	2,281
Enfield	Mary Lou Flynn (D)	Paul D. Batchelder (R)
	6,649	4,697

NOVEMBER 6, 1990

VOTE FOR REGISTRARS OF VOTERS  
(Two to be declared elected from each town or voting district)

Essex 1st District	Lois A. Ely (D)	Elizabeth G. Schellens (R)
	517	1,058
Essex 2nd District	Dolores B. Budney (D)	Winifred T. Olson (R)
	444	325
Fairfield	Patricia S. Como (D)	Joan K. O'Rourke (R)
	6,606	11,710
Farmington	Alexandra L. Pagano (D)	Betty D. Coykendall (R)
	3,006	4,471
Franklin	Boris S. Avdevich (D)	Linda E. Harty (R)
	352	428
Glastonbury	Joan D. Kemble (D)	Carolyn S. Larsen (R)
	5,272	6,048
Goshen	Bernice B. Firestone (D)	Barbara R. Hammarstrom (R)
	212	628

NOVEMBER 6, 1990

VOTE FOR REGISTRARS OF VOTERS  
(Two to be declared elected from each town or voting district)

Granby	Katharine L. Riley (D)	Doris S. Ellis (R)
	1,349	2,150
Greenwich	Joseph J. Carretta (D)	Christopher Ann Thurlow (R)
	5,905	12,124
Griswold 1st District	Claire Brennan (D)	Mary Koziol (R)
	628	525
Griswold 2nd District	D. Paula Landry (D)	Dorothy W. Campbell (R)
	534	645
Guilford	Anne C. Weir (D)	Elizabeth C. Bartlett (R)
	2,586	4,349
Hamden	Dominick Formichella (D)	Louise A. Pilon (R)
	9,693	6,737
Hampton	Claire M. Winters (D)	Eunice B. Fuller (R)
	280	349



NOVEMBER 6, 1990

VOTE FOR REGISTRARS OF VOTERS  
(Two to be declared elected from each town or voting district)

Harwinton	Virginia C. Krajewski (D)	Patricia M. Goodenough (R)
	801	1,309
Killingly	Rita B. LaBelle (D)	Emily Harrington (R)
	2,106	1,593
Lebanon	Esther P. Bibeau (D)	Carol A. Milvae (R)
	900	1,243
Ledyard	Hazel M. Gorman (D)	Helen B. Lamb (R)
	1,648	2,683
Litchfield 1st District	Janet E. Katzin (D)	Carolyn F. Baldwin (R)
	948	1,293
Litchfield 2nd District	June E. Anderson (D)	Barbara A. Padella (R)
	188	314
Litchfield 3rd District	Elizabeth J. Dauphinais (D)	Claire M. Sullivan (R)
	282	297

NOVEMBER 6, 1990

VOTE FOR REGISTRARS OF VOTERS  
(Two to be declared elected from each town or voting district)

Lyme	Patricia D. Dumond (D)	Richard L. Gustafson (R)
	262	593
Madison	Angela L. Schmidt (D)	Nancy M. Merrill (R)
	2,163	3,720
Mansfield	Dot Shaw (D)	Dolly H. R. Whitham (R)
	2,371	2,029
Marlborough	Barbara G. Brewer (D)	Nancy W. Dickson (R)
	928	984
Meriden	Elizabeth A. Gassman (D)	Lillian Toni Soboleski (R)
	7,393	7,772
Middlebury	Maria V. Sebastiano (D)	Helen B. Delaney (R)
	741	1,733
Middlefield	Donna M. Golub (D)	Barbara S. Rowe (R)
	813	873

NOVEMBER 6, 1990

VOTE FOR REGISTRARS OF VOTERS  
(Two to be declared elected from each town or voting district)

Middletown	John P. Bozzi, Sr. (D)	Marilyn M. Langille (R)
	6,583	4,623
Milford	M. Lee Tamas (D)	Rose I. Scarpa (R)
	5,558	9,720
Monroe	Vivian N. Capoccitti (D)	Nancy M. vonGlahn (R)
	2,050	3,314
Montville	Lorraine A. Elliott (D)	Judith Ann MacNeilly (R)
	2,029	2,463
Naugatuck	Ann M. Hildreth (D)	Jane H. Eronovost (R)
	3,907	4,276
New Canaan	William M. Couch (D)	Carol F. Couch (R)
	1,110	5,070
New Fairfield	Leslie Siegel (D)	Mary Ann Carson (R)
	1,092	2,969

NOVEMBER 6, 1990

VOTE FOR REGISTRARS OF VOTERS  
(Two to be declared elected from each town or voting district)

Newington	Marie M. Fox (D)	Jessie S. Olesen (R)
	5,695	4,528
New Milford	Loretta Brickley (D)	Barbara B. Hyatt (R)
	2,422	3,644
North Branford 1st District	Laura E. Negro (D)	Bruce R. Wentworth (R)
	960	1,185
North Branford 2nd District	Andrew Esposito, Jr. (D)	Paulette C. Hart (R)
	880	1,027
North Haven	Marcia H. Maresca (D)	Frank J. Riggs (R)
	2,761	5,469
North Stonington	Eleanor M. Johnson (D)	Barbara C. Perkins (R)
	693	673
Norwalk	Helen A. Carrozelli (D)	Ann D. Artell (R)
	6,617	12,053

NOVEMBER 6, 1990

VOTE FOR REGISTRARS OF VOTERS  
(Two to be declared elected from each town or voting district)

Norwich	Jane L. Przekop (D)	John H. White (R)
	5,781	3,170
Old Lyme	Patricia M. McCarthy (D)	Judith Tooker Kerr (R)
	1,040	1,616
Orange	William F. Nyhan (D)	John D. O'Brien, Sr. (R)
	1,911	3,693
Oxford	Dorothy M. Bartimole (D)	Beulah F. Renker (R)
	946	1,654
Plainfield 1st District	Margaret Beausoleil (D)	Barbara R. Gagnon (R)
	893	592
Plainfield 2nd District	Carol A. St. Ament (D)	Sonia S. Chapman (R)
	296	151
Plainfield 3rd District	Patricia Norgren (D)	Julie C. O'Neil (R)
	687	487

NOVEMBER 6, 1990

VOTE FOR REGISTRARS OF VOTERS  
(Two to be declared elected from each town or voting district)

Plainfield 4th District	Doris I. Jacques (D)	Emily D. Lachowecki (R)
	199	102
Plymouth	Mary H. McMahon (D)	Adeline W. MacDermid (R)
	1,567	1,987
Portland	Patricia Foley Sadler (D)	Margaret A. Kirsche (R)
	1,752	1,384
Preston	Arlean B. Fermanis (D)	Leona Fuller (R)
	519	912
Prospect	Mary Nolan (D)	Gladys L. Benson (R)
	1,284	1,674
Redding	Bess P. Fletcher (D)	Linda L. Vibbert (R)
	853	1,985
Ridgefield	Sharon L. Puccini (D)	Pauline R. Moylan (R)
	2,157	5,586

NOVEMBER 6, 1990

VOTE FOR REGISTRARS OF VOTERS  
(Two to be declared elected from each town or voting district)

Rocky Hill	Colleen M. Rice (D)	Betsy M. Nazzaro (R)
	2,957	2,482
Salem	John F. McKiernan (D)	Nancy K. Miles (R)
	585	592
Salisbury	June G. Parsons (D)	Nancy McL. Peck (R)
	636	1,011
Scotland	Patricia E. Guy (D)	Robert B. Leete (R)
	244	218
Seymour	Concetta M. Criscuolo (D)	Margaret C. Llewellyn (R)
	2,200	1,850
Shelton	Edward F. Martin (D)	Charles F. Bucher (R)
	5,432	6,385
Sherman	Nancy E. McGoldrick (D)	Carol Sue Roberts (R)
	533	520

NOVEMBER 6, 1990

VOTE FOR REGISTRARS OF VOTERS  
(Two to be declared elected from each town or voting district)

Simsbury	Lois W. Calvert (D)	Sara M. Twitchell (R)
	3,241	5,791
Somers	Joan M. Rivard (D)	Virginia S. Finley (R)
	1,194	1,509
Southington	Mary A. Nolan (D)	Leslie G. Cotton (R)
	6,341	5,674
Sprague	Claire B. Glaude (D)	Nina E. Colbath (R)
	588	379
Sterling	Claire Vincent (D)	Loretta Y. Capobianco (R)
	274	314
Stonington 1st District	Teresa S. Grimes (D)	Elizabeth J. Turek (R)
	598	568
Stonington 2nd District	Marjorie Donahue (D)	Margaret D. Palmer (R)
	1,491	699



NOVEMBER 6, 1990

VOICE FOR REGISTRARS OF VOTERS  
(Two to be declared elected from each town or voting district)

Stonington 3rd District	Gertrude Sullivan (D)	Patricia Whipple (R)
	222	321
Stonington 4th District	Nancylee Balestracci (D)	Virginia K. Deisher (R)
	600	543
Stonington 5th District	Margaret Woycik (D)	Barbara L. Read (R)
	247	299
Suffield	Margaret F. Butler (D)	Judith A. Remington (R)
	1,479	2,542
Thomaston	Sandra Bruscino (D)	Alice Didsbury (R)
	1,448	1,216
Thompson	James P. Kenney (D)	Carl D. Eccleston (R)
	1,504	1,043
Tolland	Betty Jo Pakulis (D)	Sheila L. Peterson (R)
	1,881	1,967

NOVEMBER 6, 1990

VOTE FOR REGISTRARS OF VOTERS  
(Two to be declared elected from each town or voting district)

Torrington	James E. Murphy (D)	Fred Bruni (R)
	4,481	6,025
Trumbull	Joseph J. Simalchik (D)	Raymond D. Scarpetti (R)
	4,579	7,693
Union	James T. Leonard (D)	Betty B. Vilandre (R)
	75	206
Voluntown	Bridget T. Lee (D)	Beth A. LaFlesh (R)
	273	253
Wallingford	C. Mildred Reig (D)	Marjorie N. Toth (R)
	6,069	5,919
Waterbury	John J. Rock (D)	Bettina G. Pugliese (R)
	13,171	13,771
Waterford	Elizabeth B. Ritter (D)	Susan B. Strahn (R)
	2,815	3,409

NOVEMBER 6, 1990

VOTE FOR REGISTRARS OF VOTERS  
(Two to be declared elected from each town or voting district)

Watertown	Walter A. LeMay (D)	Alice J. Madeux (R)
	3,113	3,494
West Hartford	Eileen S. Horan (D)	Selma L. Kaufman (R)
	13,995	11,046
Weston	Margaret Andre (D)	Eileen Buckley (R)
	976	2,189
Westport	Rhoda R. Stamm (D)	Mabel A. Johnson (R)
	3,099	5,659
Willington	No Nomination (D)	Vivian B. Gartner (R)
		1,002
Wilton	George F. Lenz (D)	Virginia L. Heilman (R)
	1,606	4,196
Winchester	Elizabeth F. Cornelio (D)	Deborah G. Jones (R)
	1,772	1,774

NOVEMBER 6, 1990

VOTE FOR REGISTRARS OF VOTERS  
(Two to be declared elected from each town or voting district)

Windham	William J. Sayers, Jr. (D)	Maria C. Naumec (R)	Carlos H. Padilla (PC)
	3,406	1,849	735
(Total write-in votes for registered write-in candidate: 156 )			
Windsor	Sandra G. Suty (D)	Elizabeth H. Freed (R)	
	4,520	3,927	
Windsor Locks	Shirley J. Hespelt (D)	Sandra R. Hebert (R)	
	2,015	2,005	
Wolcott	Anne R. Forte (D)	Sylvia P. Russell (R)	
	2,063	2,397	
Woodbridge	Marguerite C. Grudberg (D)	Joan P. Asprelli (R)	
	1,507	1,838	
Woodstock	Nilda R. Bernard (D)	Hazel M. Kosche (R)	
	703	1,320	

SUMMARY OF VOTE FOR PROPOSED CONSTITUTIONAL AMENDMENT  
NOVEMBER 6, 1990

1. Shall the constitution of the  
state be amended to extend the  
timetable for reapportionment?

CONGRESSIONAL DISTRICTS	YES	NO
First	66,658	51,230
Second	52,022	49,252
Third	33,802	27,510
Fourth	34,125	25,779
Fifth	49,749	45,009
Sixth	52,253	46,184
Totals	288,609	244,964

VOTE FOR PROPOSED CONSTITUTIONAL AMENDMENT  
NOVEMBER 6, 1990  
FIRST CONGRESSIONAL DISTRICT

TOWNS	YES	NO
Berlin	1,500	1,343
Bloomfield	3,507	2,438
Cromwell	1,639	1,233
East Hampton	925	1,006
East Hartford	5,160	4,578
East Windsor	828	753
Glastonbury	6,621	4,293
Hartford	6,656	4,540
Hebron	764	717
Manchester	7,684	7,914
Marlborough	621	717
Newington	4,429	3,041
Portland	1,020	978
Rocky Hill	2,223	1,674
South Windsor	3,042	2,860
West Hartford	11,163	6,503
Wethersfield	4,595	3,207
Windsor	4,281	3,435
Totals	66,658	51,230

VOTE FOR PROPOSED CONSTITUTIONAL AMENDMENT  
NOVEMBER 6, 1990  
SECOND CONGRESSIONAL DISTRICT

1. Shall the constitution of the  
state be amended to extend the  
timetable for reapportionment?

TOWNS	YES	NO
Andover	240	215
Ashford	310	317
Bolton	729	604
Bozrah	301	289
Brooklyn	472	448
Canterbury	323	365
Chaplin	175	157
Chester	301	300
Colchester	1,062	1,103
Columbia	662	482
Coventry	952	843
Deep River	53	43
Durham	623	522
Eastford	157	145
East Haddam	572	566
East Lyme	1,333	1,093
Ellington	921	1,052
Essex	743	505
Franklin	152	210
Griswold	566	577
Groton	3,402	3,115
Haddam	1,009	830
Hampton	130	75
Killingly	1,193	920
Lebanon	449	519
Ledyard	1,096	1,200
Lisbon	274	274
Lyme	265	147
Mansfield	2,149	1,566
Middlefield	382	353
Middletown	4,836	6,964
Montville	1,948	2,034
New London	1,285	1,207
North Stonington	492	550
Norwich	3,736	3,584
Old Lyme	666	554
Old Saybrook	1,129	956
Plainfield	861	839
Pomfret	263	236
Preston	348	367
Putnam	666	517
Salem	503	578
Scotland	145	136
Sprague	192	255
Stafford	758	810
Sterling	156	152
Stonington	1,658	1,538
Thompson	501	563
Tolland	1,141	1,426
Union	50	33
Vernon	3,596	2,740
Voluntown	116	150
Waterford	2,761	1,526
Westbrook	525	380
Willington	428	404
Windham	1,614	1,362
Woodstock	652	556
Totals	52,022	49,252

VOTE FOR PROPOSED CONSTITUTIONAL AMENDMENT  
 NOVEMBER 6, 1990  
 THIRD CONGRESSIONAL DISTRICT

1. Shall the constitution of the  
 state be amended to extend the  
 timetable for reapportionment?

TOWNS	YES	NO
Branford	2,107	1,747
Clinton	976	851
East Haven	1,019	1,000
Guilford	1,966	1,847
Hamden	3,940	3,145
Killingworth	616	518
Madison	2,007	1,526
Milford	4,026	3,170
New Haven	3,539	2,377
North Branford	777	791
North Haven	1,459	1,325
Orange	1,344	1,171
Stratford	3,765	2,113
Wallingford	2,932	2,920
West Haven	2,326	2,294
Woodbridge	1,003	715
<b>Totals</b>	<b>33,802</b>	<b>27,510</b>

FOURTH CONGRESSIONAL DISTRICT

TOWNS	YES	NO
Bridgeport	3,753	2,564
Darien	2,217	1,699
Fairfield	4,796	3,823
Greenwich	4,360	3,118
New Canaan	1,933	1,371
Norwalk	7,531	5,564
Stamford	5,240	4,189
Trumbull, part of	1,449	1,336
Westport	2,846	2,115
<b>Totals</b>	<b>34,125</b>	<b>25,779</b>

VOTE FOR PROPOSED CONSTITUTIONAL AMENDMENT  
 NOVEMBER 6, 1990  
 FIFTH CONGRESSIONAL DISTRICT

1. Shall the constitution of the  
 state be amended to extend the  
 timetable for reapportionment?

TOWNS	YES	NO
Ansonia	2,109	1,047
Beacon Falls	289	270
Bethany	574	410
Bethel	1,436	1,309
Brookfield	1,409	1,226
Cheshire	3,858	4,961
Danbury	5,707	4,373
Derby	535	517
Easton	679	492
Meriden	3,630	3,234
Middlebury	609	542
Monroe	1,443	1,345
Naugatuck	2,271	2,257
Newtown	2,143	2,133
Oxford	944	758
Prospect	708	753
Redding	922	594
Ridgefield	2,877	3,252
Seymour	1,284	917
Shelton	3,350	2,938
Trumbull, part of	1,241	971
Waterbury	7,513	7,331
Weston	1,228	796
Wilton	2,122	1,523
Wolcott	868	1,060
<b>Totals</b>	<b>49,749</b>	<b>45,009</b>



VOTE FOR PROPOSED CONSTITUTIONAL AMENDMENT  
 NOVEMBER 6, 1990  
 SIXTH CONGRESSIONAL DISTRICT

1. Shall the constitution of the  
 state be amended to extend the  
 timetable for apportionment?

TOWNS	YES	NO
Avon	2,172	1,477
Barkhamsted	324	275
Bethlehem	299	369
Bridgewater	161	123
Bristol	6,784	5,258
Burlington	918	1,199
Canaan	93	69
Canton	981	787
Colebrook	142	123
Cornwall	289	148
East Granby	486	443
Enfield	3,483	3,937
Farmington	2,807	2,698
Goshen	233	220
Granby	1,142	1,029
Hartland	176	150
Harwinton	416	466
Kent	377	181
Litchfield	758	649
Morris	173	151
New Britain	2,631	2,396
New Fairfield	1,059	1,034
New Hartford	589	536
New Milford	1,759	1,539
Norfolk	194	136
North Canaan	285	280
Plainville	1,220	1,224
Plymouth	1,505	1,179
Roxbury	208	157
Salisbury	512	277
Sharon	285	203
Sherman	337	240
Simsbury	2,847	2,322
Somers	731	796
Southbury	1,663	1,168
Southington	3,667	3,546
Suffield	1,109	1,090
Thomaston	556	507
Torrington	3,700	3,153
Warren	155	128
Washington	529	231
Watertown	1,711	1,829
Winchester	861	837
Windsor Locks	1,027	866
Woodbury	899	758
<b>Totals</b>	<b>52,253</b>	<b>46,184</b>

ELECTION DAY REGISTRATION, TURNOUT AND ABSENTEE  
BALLOT STATISTICS, NOVEMBER 6, 1990  
FIRST CONGRESSIONAL DISTRICT

TOWNS	*Whole number of names on registry list	*Whole number checked as having voted	Percent- age checked as having voted	Number of absentee ballots received from town clerk	Number of absentee ballots rejected	Number of absentee ballots voted
Berlin	10,268	7,956	77.5	316	4	312
Bloomfield	12,447	8,514	68.4	488	7	481
Cromwell	6,679	5,042	75.5	240	0	240
East Hampton	5,557	4,098	73.7	138	2	136
East Hartford	24,722	17,323	70.1	473	7	466
East Windsor	4,853	3,120	64.3	109	4	105
Glastonbury	17,122	13,358	78.0	685	9	676
Hartford	52,749	24,551	46.5	743	20	723
Hebron	3,911	2,917	74.6	76	2	74
Manchester	28,777	20,549	71.4	684	9	675
Marlborough	3,177	2,324	73.2	109	7	102
Newington	17,564	12,894	73.4	407	6	401
Portland	5,532	3,888	70.3	201	1	200
Rocky Hill	9,345	6,601	70.6	301	4	297
South Windsor	12,586	9,588	76.2	376	5	371
West Hartford	39,802	30,413	76.4	1,935	17	1,918
Wethersfield	16,533	13,117	79.3	533	7	526
Windsor	14,488	10,750	74.2	514	3	511
Totals	286,112	197,003	68.9	8,328	114	8,214

\*Including "Overseas" voters.

ELECTION DAY REGISTRATION, TURNOUT AND ABSENTEE  
BALLOT STATISTICS, NOVEMBER 6, 1990  
SECOND CONGRESSIONAL DISTRICT

TOWNS	*Whole number of names on registry list	*Whole number checked as having voted	Percent- age checked as having voted	Number of absentee ballots received from town clerk	Number of absentee ballots rejected	Number of absentee ballots voted
Andover	1,508	1,128	74.8	26	0	26
Ashford	2,090	1,486	71.1	34	1	33
Bolton	2,712	2,044	75.4	58	0	58
Bozrah	1,335	1,005	75.3	49	0	49
Brooklyn	3,102	2,464	79.4	127	1	126
Canterbury	2,264	1,675	74.0	49	0	49
Chaplin	1,020	716	70.2	11	1	10
Chester	1,980	1,427	72.1	98	1	97
Colchester	5,875	4,422	75.3	184	1	183
Columbia	2,648	2,100	79.3	99	3	96
Coventry	5,358	3,891	72.6	118	0	118
Deep River	2,686	1,840	68.5	142	3	139
Durham	3,366	2,640	78.4	107	1	106
Eastford	847	669	79.0	24	2	22
East Haddam	3,949	2,792	70.7	140	0	140
East Lyme	8,504	5,955	70.0	306	3	303
Ellington	5,812	4,202	72.3	150	5	145
Essex	3,721	2,706	72.7	128	3	125
Franklin	1,222	886	72.5	36	0	36
Griswold	4,337	2,773	63.9	76	1	75
Groton	15,911	9,865	62.0	551	2	549
Haddam	4,038	3,617	89.6	154	1	153
Hampton	903	688	76.2	44	1	43
Killingly	6,660	4,272	64.1	187	2	185
Lebanon	3,315	2,433	73.4	108	0	108
Ledyard	7,600	4,938	65.0	334	8	326
Lisbon	2,027	1,314	64.8	25	0	25
Lyme	1,262	956	75.8	64	2	62
Mansfield	7,050	5,048	71.6	221	0	221
Middlefield	2,474	1,986	80.3	78	0	78
Middletown	21,528	14,859	69.0	714	8	706
Montville	7,829	5,425	69.3	150	2	148
New London	12,377	6,847	55.3	357	8	349
North Stonington	2,762	1,796	65.0	58	0	58
Norwich	16,474	11,289	68.5	423	8	415
Old Lyme	4,121	3,049	74.0	136	0	136
Old Saybrook	6,159	4,314	70.0	250	3	247
Plainfield	6,245	4,010	64.2	136	6	130
Pomfret	1,714	1,275	74.4	73	0	73
Preston	2,461	1,726	70.1	79	0	79
Putnam	5,102	3,009	59.0	193	5	188
Salem	1,838	1,354	73.7	530	0	53
Scotland	759	551	72.6	28	1	27
Sprague	1,687	1,096	65.0	53	0	53
Stafford	5,035	4,388	87.1	214	3	211
Sterling	1,243	673	54.1	19	2	17
Stonington	10,300	6,747	65.5	378	1	377
Thompson	4,957	3,027	61.1	89	0	89
Tolland	6,418	4,553	70.9	111	0	111
Union	397	298	75.1	7	1	6
Vernon	14,097	10,374	73.6	302	1	301
Voluntown	998	621	62.2	12	0	12
Waterford	10,887	7,767	71.3	424	5	419
Westbrook	3,169	2,278	71.9	86	0	86
Willington	2,732	2,034	74.5	43	2	41
Windham	9,919	7,382	74.4	448	17	431
Woodstock	3,456	2,394	69.3	121	0	121
<b>Totals</b>	<b>280,240</b>	<b>195,074</b>	<b>69.6</b>	<b>9,162</b>	<b>115</b>	<b>8,570</b>

\*Includes "Overseas" Voter

ELECTION DAY REGISTRATION, TURNOUT AND ABSENTEE  
BALLOT STATISTICS, NOVEMBER 6, 1990  
THIRD CONGRESSIONAL DISTRICT

TOWNS	*Whole number of names on registry list	*Whole number checked as having voted	Percent- age checked as having voted	Number of absentee ballots received from town clerk	Number of absentee ballots rejected	Number of absentee ballots voted
Branford	15,225	11,216	73.7	477	1	476
Clinton	6,788	4,824	71.1	171	4	167
East Haven	15,518	9,426	60.7	535	11	524
Guilford	11,542	8,400	72.8	398	3	395
Hamden	30,966	21,647	69.9	964	5	959
Killingworth	2,885	2,217	76.8	108	0	108
Madison	9,578	6,943	72.5	361	3	358
Milford	27,883	19,091	68.5	637	4	633
New Haven	64,754	32,440	50.1	1,807	47	1,760
North Branford	7,778	4,800	61.7	125	0	125
North Haven	13,528	10,149	75.0	418	5	413
Orange	8,916	6,693	75.1	353	5	348
Stratford	27,492	20,077	73.0	690	9	681
Wallingford	21,544	15,343	71.2	760	11	749
West Haven	27,995	19,220	68.7	891	16	875
Woodbridge	5,138	3,969	77.2	238	1	237
Totals	297,530	196,455	66.0	8,933	125	8,808

\*Includes "Overseas" voters

FOURTH CONGRESSIONAL DISTRICT

Bridgeport	54,802	28,763	52.5	1,470	41	1,429
Darien	10,611	7,797	73.5	599	2	597
Fairfield	32,041	22,337	69.7	1,173	14	1,159
Greenwich	33,583	22,282	66.3	1,299	0	1,299
New Canaan	9,874	7,160	72.5	516	2	514
Norwalk	37,392	22,926	61.3	736	3	733
Stamford	52,485	31,257	59.6	1,441	17	1,424
Trumbull, part of	12,287	8,464	68.9	388	0	388
Westport	15,217	10,318	67.8	798	5	793
Totals	258,292	161,304	62.5	8,420	84	8,336

\*Includes "Overseas" voters

ELECTION DAY REGISTRATION, TURNOUT AND ABSENTEE  
BALLOT STATISTICS, NOVEMBER 6, 1990  
FIFTH CONGRESSIONAL DISTRICT

TOWNS	*Whole number of names on registry list	*Whole number checked as having voted	Percent- age checked as having voted	Number of absentee ballots received from town clerk	Number of absentee ballots rejected	Number of absentee ballots voted
Ansonia	10,486	6,805	64.9	307	7	300
Beacon Falls	2,244	1,782	79.4	100	1	99
Bethany	2,836	2,277	80.3	108	1	107
Bethel	8,788	6,319	71.9	295	9	286
Brookfield	8,066	5,488	68.0	292	4	288
Cheshire	13,726	10,989	80.1	528	8	520
Danbury	27,178	17,944	66.0	872	12	860
Derby	5,916	4,168	70.5	168	2	166
Easton	3,898	2,904	74.5	168	12	156
Meriden	27,648	19,102	69.1	676	7	669
Middlebury	3,816	3,045	79.8	175	6	169
Monroe	9,231	6,136	66.5	289	4	285
Naugatuck	13,861	10,249	73.9	481	13	468
Newtown	10,854	8,042	74.1	530	4	526
Oxford	4,491	3,187	71.0	96	0	96
Prospect	4,575	3,512	76.8	153	5	148
Redding	4,899	3,379	69.0	209	4	205
Ridgefield	13,089	9,047	69.1	661	5	656
Seymour	7,504	5,462	72.8	158	1	157
Shelton	19,137	13,659	71.4	540	0	540
Trumbull, part of	8,985	6,180	68.8	309	1	308
Waterbury	50,155	34,531	68.8	1,545	32	1,513
Weston	5,117	3,587	70.1	310	4	306
Wilton	9,331	6,547	70.2	538	5	533
Wolcott	7,582	5,677	74.9	225	2	223
Totals	283,413	200,018	70.6	9,733	149	9,584

\* Includes "Overseas" voters

ELECTION DAY REGISTRATION, TURNOUT AND ABSENTEE  
BALLOT STATISTICS, NOVEMBER 6, 1990  
SIXTH CONGRESSIONAL DISTRICT

TOWNS	*Whole number of names on registry list	*Whole number checked as having voted	Percent- age checked as having voted	Number of absentee ballots received from town clerk	Number of absentee ballots rejected	Number of absentee ballots voted
Avon	8,336	6,718	80.6	467	1	466
Barkhamsted	1,767	1,352	76.5	40	0	40
Bethlehem	2,016	1,584	78.6	63	1	62
Bridgewater	1,171	822	70.2	41	0	41
Bristol	30,137	20,715	68.7	698	17	681
Burlington	3,926	2,931	74.7	74	0	74
Canaan	619	410	66.2	38	2	36
Canton	4,883	3,844	78.7	156	1	155
Colebrook	870	632	72.6	38	0	38
Cornwall	886	728	82.2	108	2	106
East Granby	2,540	1,897	74.7	72	2	70
Enfield	25,141	14,276	56.8	326	5	321
Farmington	12,124	8,973	74.0	393	3	390
Goshen	1,407	1,030	73.2	42	1	41
Granby	5,686	4,059	71.4	172	0	172
Hartland	1,113	810	72.8	7	0	7
Harwinton	3,076	2,387	77.6	81	0	81
Kent	1,540	1,150	74.7	123	0	123
Litchfield	5,000	3,738	74.8	258	2	256
Morris	1,232	906	73.5	40	1	39
New Britain	29,343	20,084	68.4	575	4	571
New Fairfield	7,123	4,594	64.5	223	9	214
New Hartford	3,436	2,502	72.8	79	0	79
New Milford	10,324	7,085	68.6	323	3	320
Norfolk	1,065	817	76.7	76	0	76
North Canaan	1,769	1,190	67.3	82	1	81
Plainville	8,473	6,319	74.6	179	2	177
Plymouth	5,680	4,095	72.1	108	2	106
Roxbury	1,186	916	77.2	80	2	78
Salisbury	2,628	1,901	72.3	206	6	200
Sharon	1,806	1,178	65.2	104	0	104
Sherman	1,644	1,151	70.0	85	1	84
Simsbury	13,611	10,557	77.6	617	7	610
Somers	4,316	3,095	71.7	123	1	122
Southbury	9,561	7,092	74.2	513	9	504
Southington	20,345	14,743	72.5	454	3	451
Suffield	6,402	4,722	73.8	189	1	188
Thomaston	3,965	2,985	75.3	125	7	118
Torrington	17,190	12,556	73.0	674	10	664
Warren	654	473	72.3	22	0	22
Washington	2,187	1,539	70.4	101	1	100
Watertown	11,286	8,136	72.1	292	3	289
Winchester	6,010	4,331	72.1	301	2	299
Windsor Locks	7,011	4,905	70.0	186	3	183
Woodbury	4,799	3,579	74.6	201	2	199
Totals	295,284	209,507	71.0	9,155	117	9,038

SUMMARY OF ELECTION DAY REGISTRATION, TURNOUT AND ABSENTEE  
BALLOT STATISTICS, NOVEMBER 6, 1990

CONGRESSIONAL DISTRICTS	*Whole number of names on registry list	*Whole number checked as having voted	Percent- age checked as having voted	Number of absentee ballots received from town clerk	Number of absentee ballots rejected	Number of absentee ballots voted
First	286,112	197,003	68.9	8,328	114	8,214
Second	280,240	195,074	69.6	9,162	115	8,570
Third	297,530	196,455	66.0	8,933	125	8,808
Fourth	258,292	161,304	62.5	8,420	84	8,336
Fifth	283,413	200,018	70.6	9,733	149	9,584
Sixth	295,284	209,507	71.0	9,155	117	9,038
<b>Totals</b>	<b>1,700,871</b>	<b>1,159,361</b>	<b>68.2</b>	<b>53,731</b>	<b>704</b>	<b>52,550</b>

\*Including "Overseas" voters.

STATE OF CONNECTICUT


OFFICE OF THE SECRETARY OF THE STATE


We, the undersigned, having canvassed the Returns  
of the Presiding Officers of the Electors' Meetings in the  
several towns of this State, hereby declare

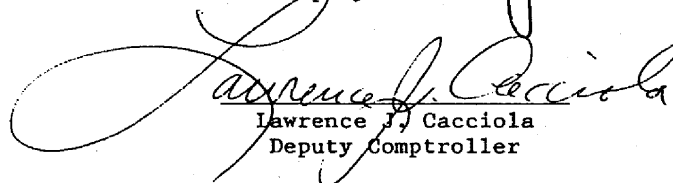
LOWELL P. WEICKER, JR.

elected GOVERNOR of the State of Connecticut for the term  
of four years from the Wednesday following the first Monday  
of January, Nineteen Hundred Ninety One.

Dated in Hartford, Connecticut  
this twenty-eighth day of November  
Nineteen Hundred Ninety

  
Julia H. Tashjian  
Secretary of the State

  
Edward J. Forand, Jr.  
Deputy Treasurer

  
Lawrence J. Cacciola  
Deputy Comptroller



STATE OF CONNECTICUT


OFFICE OF THE SECRETARY OF THE STATE


We, the undersigned, having canvassed the Returns  
of the Presiding Officers of the Electors' Meetings in the  
several towns of this State, hereby declare


EUNICE STRONG GROARK

elected LIEUTENANT GOVERNOR of the State of Connecticut for the term  
of four years from the Wednesday following the first Monday  
of January, Nineteen Hundred Ninety One.

Dated in Hartford, Connecticut  
this twenty-eighth day of November  
Nineteen Hundred Ninety

  
Julia H. Tashjian  
Secretary of the State

  
Edward J. Forand, Jr.  
Deputy Treasurer

  
Lawrence J. Cacciola  
Deputy Comptroller

STATE OF CONNECTICUT


OFFICE OF THE SECRETARY OF THE STATE

We, the undersigned, having canvassed the Returns  
of the Presiding Officers of the Electors' Meetings in the  
several towns of this State, hereby declare

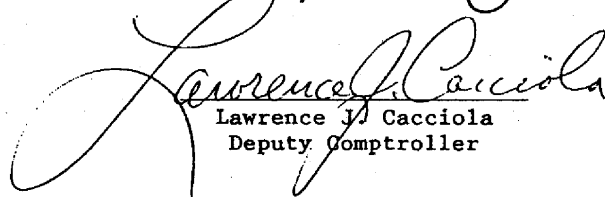
PAULINE R. KEZER

elected SECRETARY OF THE STATE of the State of Connecticut for the term  
of four years from the Wednesday following the first Monday  
of January, Nineteen Hundred Ninety One.

Dated in Hartford, Connecticut  
this twenty-eighth day of November  
Nineteen Hundred Ninety



Edward J. Forand, Jr.  
Deputy Treasurer



Lawrence J. Cacciola  
Deputy Comptroller

STATE OF CONNECTICUT


OFFICE OF THE SECRETARY OF THE STATE

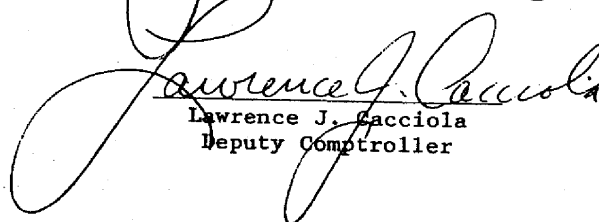
We, the undersigned, having canvassed the Returns  
of the Presiding Officers of the Electors' Meetings in the  
several towns of this State, hereby declare

FRANCISCO L. BORGES

elected TREASURER of the State of Connecticut for the term  
of four years from the Wednesday following the first Monday  
of January, Nineteen Hundred Ninety One.

Dated in Hartford, Connecticut  
this twenty-eighth day of November  
Nineteen Hundred Ninety

  
Julia H. Tashjian  
Secretary of the State

  
Lawrence J. Sacchiola  
Deputy Comptroller

STATE OF CONNECTICUT


OFFICE OF THE SECRETARY OF THE STATE

We, the undersigned, having canvassed the Returns  
of the Presiding Officers of the Electors' Meetings in the  
several towns of this State, hereby declare

WILLIAM E. CURRY, JR.


elected COMPTROLLER of the State of Connecticut for the term  
of four years from the Wednesday following the first Monday  
of January, Nineteen Hundred Ninety One.

Dated in Hartford, Connecticut  
this twenty-eighth day of November  
Nineteen Hundred Ninety



Julia H. Tashjian

Julia H. Tashjian  
Secretary of the State



Edward J. Forand, Jr.  
Deputy Treasurer

STATE OF CONNECTICUT


OFFICE OF THE SECRETARY OF THE STATE


We, the undersigned, having canvassed the Returns  
of the Presiding Officers of the Electors' Meetings in the  
several towns of this State, hereby declare


RICHARD BLUMENTHAL

elected ATTORNEY GENERAL of the State of Connecticut for the term  
of four years from the Wednesday following the first Monday  
of January, Nineteen Hundred Ninety One.

Dated in Hartford, Connecticut  
this twenty-eighth day of November  
Nineteen Hundred Ninety

  
Julia H. Tashjian  
Secretary of the State

  
Edward J. Forand, Jr.  
Deputy Treasurer

  
Lawrence J. Cacciola  
Deputy Comptroller


## STATE OF CONNECTICUT


## OFFICE OF THE SECRETARY OF THE STATE


We, the undersigned, having canvassed the Returns of the Presiding Officers of the Electors' Meetings in the towns comprising the several Congressional Districts of this State, hereby declare the following named persons elected REPRESENTATIVES in the ONE HUNDRED SECOND CONGRESS of the United States for the term of two years from 12:00 noon on the 3rd day of January Nineteen Hundred Ninety One:

<u>DISTRICT NUMBER</u>	<u>NAME</u>
1	Barbara Bailey Kennelly
2	Sam Gejdenson
3	Rosa L. DeLauro
4	Christopher Shays
5	Gary A. Franks
6	Nancy L. Johnson

Dated in Hartford, Connecticut  
this twenty-eighth day of November  
Nineteen Hundred Ninety

  
Julia H. Tashjian  
Secretary of the State

  
Edward J. Forand, Jr.  
Deputy Treasurer


  
Lawrence J. Cacciola  
Deputy Comptroller

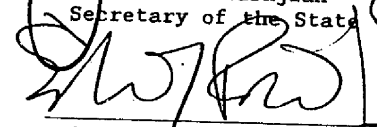
STATE OF CONNECTICUT  
OFFICE OF THE SECRETARY OF THE STATE


We, the undersigned, having canvassed the Returns of the Presiding Officers of the Electors' Meetings in the towns comprising the different Senatorial Districts of this State, hereby declare the following named persons elected STATE SENATORS for the term of two years from the Wednesday following the first Monday of January, Nineteen Hundred Ninety One:

<u>DISTRICT NUMBER</u>	<u>NAME</u>	<u>DISTRICT NUMBER</u>	<u>NAME</u>
1	William A. DiBella	19	Kenneth L. Przybysz
2	Frank D. Barrows	20	Lawrence J. Bettencourt
3	John B. Larson	21	George L. Gunther
4	Michael P. Meotti	22	Lee Scarpetti
5	Kevin B. Sullivan	23	Margaret E. Morton
6	Joseph H. Harper, Jr.	24	James H. Maloney
7	Con O'Leary	25	Robert L. Genuario
8	James T. Fleming	26	Judith G. Freedman
9	Cynthia Matthews	27	George Jepsen
10	Bruce L. Morris	28	Fred H. Lovegrove, Jr.
11	Anthony V. Avallone	29	Kevin P. Johnston
12	William A. Aniskovich	30	M. Adela Eads
13	Amelia P. Mustone	31	Steven C. Casey
14	Max Case	32	Louis C. DeLuca
15	Thomas F. Upson	33	Edward W. Munster
16	Stephen Somma	34	Philip S. Robertson
17	Gary A. Hale	35	Marie A. Herbst
18	Steven Spellman	36	William H. Nickerson

Dated in Hartford, Connecticut  
this twenty-eighth day of November  
Nineteen Hundred Ninety

  
Julia H. Tashjian  
Secretary of the State

  
Edward J. Forand, Jr.  
Deputy Treasurer

  
Lawrence J. Cacciola  
Deputy Comptroller

## STATE OF CONNECTICUT

## OFFICE OF THE SECRETARY OF THE STATE

We, the undersigned, having canvassed the Returns of the Presiding Officers of the Electors' Meetings in the towns comprising the different Assembly Districts of this State, hereby declare the following named persons elected STATE REPRESENTATIVES for the term of two years from the Wednesday following the first Monday of January, Nineteen Hundred Ninety One:

<u>DISTRICT NUMBER</u>	<u>NAME</u>	<u>DISTRICT NUMBER</u>	<u>NAME</u>
1	Eric D. Coleman	28	Robert G. Gilligan
2	Thomas D. Ritter	29	Richard D. Tulisano
3	Juan A. Figueroa	30	Ann P. Dandrow
4	John W. Fonfara	31	Robert D. Bowden
5	Alphonse S. Marotta	32	Jim O'Rourke
6	Edna Negron	33	Vincent J. Loffredo
7	Annette Wheeler Carter	34	Dean P. Markham
8	Edith G. Prague	35	Sidney J. Holbrook
9	Paul R. Munns	36	John J. Tiffany II
10	Rosemary L. Moynihan	37	Fred Lundfelt
11	Gary D. LeBeau	38	Janet Polinsky
12	James R. McCavanagh	39	Wade A. Hyslop, Jr.
13	John W. Thompson	40	Thomas G. Moukawsher
14	Kevin F. Rennie	41	Lenny T. Winkler
15	Naomi K. Cohen	42	Glenn Arthur
16	Paul J. Knierim	43	Frank Turek
17	Jessie Stratton	44	Michael Caron
18	Miles S. Rapoport	45	David Anderson
19	Robert Farr	46	Peter A. Nystrom
20	Richard T. Mulready	47	Shaun McNally
21	William L. Wollenberg	48	Andrew McCall Norton
22	Eugene J. Millerick	49	John J. Lescoe
23	Joseph S. Rala	50	Jefferson B. Davis
24	David B. Pudlin	51	Geri W. Langlois
25	Raymond M. H. Joyce	52	John D. Mordasky
26	Stanley J. Krawiec	53	Nancy Wyman
27	Richard J. Balducci	54	Jonathan Pelto





DISTRICT NUMBER	NAME
55	J. Peter Fusscas
56	Joseph D. Courtney
57	Edward G. Graziani
58	Frederick A. Gelsi
59	William Kiner
60	Carl Schiessl
61	Ruth C. Fahrback
62	Richard F. Ferrari
63	F. Philip Prelli
64	Joseph N. Ruwet
65	George P. Avitabile
66	Robert A. Maddox, Jr.
67	Oskar G. Rogg
68	Brian J. Flaherty
69	Arthur J. O'Neill
70	Kevin G. Knowles
71	Doreen DelBianco
72	Reginald G. Beamon
73	Joan V. Hartley
74	Elizabeth Brown
75	Thomas F. Conway
76	John E. Piscopo
77	Stephen J. Duffy
78	Edward C. Krawiecki, Jr.
79	Craig P. Taylor
80	Eugene A. Migliaro, Jr.
81	Angelo M. Fusco
82	Tom Luby
83	John J. Zajac, Jr.
84	Benjamin N. DeZinno, Jr.
85	Mary M. Mushinsky
86	Robert M. Ward
87	William V. Gambardella
88	Curtis Andrews, Jr.


DISTRICT NUMBER	NAME
89	David Oliver Thorp
90	Mary G. Fritz
91	Ronald L. Smoko
92	Patricia Dillon
93	Irving Stolberg
94	William Dyson
95	Jannette Parker
96	Martin Looney
97	Robert Hauser
98	Janet C. Poss
99	Michael P. Lawlor
100	David Lavine
101	Linda Emmons
102	Joseph Giordano, Jr.
103	Peter M. Lerner
104	Vincent J. Tonucci
105	John W. Betkoski
106	Julia B. Wasserman
107	M. Jodi Rell
108	Norma Gyle
109	Lynn Taborsak
110	Bob Godfrey
111	Barbara M. Ireland
112	William J. Varese
113	Richard O. Belden
114	Alan Schlesinger
115	Stephen Dargan
116	Joseph A. Adamo
117	Raymond Collins
118	James A. Amann
119	Pete Smith
120	J. Vincent Chase
121	Robert F. Frankel
122	Lawrence G. Miller

DISTRICT NUMBER	NAME	DISTRICT NUMBER	NAME
123	Dale W. Radcliffe	138	Lawrence J. Anastasia
124	Ernest E. Newton II	139	Alex Knopp
125	Gabriel J. Biafore	140	Douglas C. Mintz
126	Christopher L. Caruso	141	Reginald L. Jones
127	Jacqueline M. Cocco	142	Margaret S. Gill
128	Joseph S. Grabarz, Jr.	143	Leslie T. Young
129	Lee Samowitz	144	John Wayne Fox
130	Americo L. Santiago	145	Christel Truglia
131	Richard Foley	146	Moira K. Lyons
132	John G. Metsopoulos	147	Christopher Burnham
133	Elinor F. Wilber	148	Anne McDonald
134	Daniel F. Caruso	149	Janet K. Lockton
135	Alice V. Meyer	150	Dorothy K. Osler
136	Jo Fuchs	151	Lydia H. Stevens
137	Sally McCarthy Bolster		

Dated in Hartford, Connecticut  
 this twenty-eighth day of November  
 Nineteen Hundred Ninety

  
 Julia H. Tashjian  
 Secretary of the State

  
 Edward J. Forand, Jr.  
 Deputy Treasurer


  
 Lawrence J. Cacciola  
 Deputy Comptroller


STATE OF CONNECTICUT  
OFFICE OF THE SECRETARY OF THE STATE


We, the undersigned, having canvassed the Returns of the Presiding Officers of the Electors' Meetings in the several towns comprising the respective Counties of this State, hereby declare the following named persons elected SHERIFF for the term of four years from the first day of June, Nineteen Hundred Ninety One:

<u>COUNTY</u>	<u>NAME</u>
Fairfield	Edwin S. Mak
Hartford	Alfred J. Rioux
Litchfield	Andrew C. Ocif
Middlesex	George R. Zeeb
New Haven	Henry F. Healey, Jr.
New London	Thomas G. Martin
Tolland	Theodore R. Satkowski
Windham	Clifford B. Green

Dated in Hartford, Connecticut  
this twenty-eighth day of November  
Nineteen Hundred Ninety

  
Julia H. Tashjian  
Secretary of the State

  
Edward J. Forand, Jr.  
Deputy Treasurer

  
Lawrence J. Cacciola  
Deputy Comptroller

STATE OF CONNECTICUT  
OFFICE OF THE SECRETARY OF THE STATE


We, the undersigned, having canvassed the Returns of the Presiding Officers of the Electors' Meetings in the towns comprising the different Probate Districts of this State, hereby declare the following named persons elected JUDGE OF PROBATE for the term of four years from the Wednesday following the first Monday of January, Nineteen Hundred Ninety One:


<u>PROBATE DISTRICT OF</u>	<u>NAME</u>	<u>PROBATE DISTRICT OF</u>	<u>NAME</u>
Andover	Elaine N. Camposeo	Eastford	Reid R. Samuelson
Ashford	Dennis R. Poitras	East Granby	Paul A. Ridgeway
Avon	D. Stephen Gaffney	East Haddam	Terrance D. Lomme
Barkhamsted	Curtis K. Case	East Hampton	Eleanor Wood
Berlin	Walter A. Clebowicz	East Hartford	Francis C. Vignati
Bethany	Guy D. Yale	East Haven	Thomas J. Giaimo
Bethel	Daniel W. O'Grady	East Lyme	Leo J. McNamara
Bloomfield	Steven M. Zelman	East Windsor	William E. Grace
Bozrah	Donald M. Bloom	Ellington	Thomas F. Rady III
Branford	John E. Donegan	Enfield	Robert B. Berger
Bridgeport	Raymond C. Lyddy	Essex	Deborah M. Holcomb
Bristol	Robert R. Maynard	Fairfield	John H. Shannon
Brookfield	Jeffrey W. Reinen	Farmington	Edgar A. King
Brooklyn	James K. Kelley	Glastonbury	Donald L. Hamer
Burlington	Charles W. Bauer	Granby	Philip D. Main
Canaan	Diana J. Matheson	Greenwich	David R. Tobin
Canterbury	Juliette S. Stadnicki	Griswold	George Kennedy, Jr.
Canton	Raymond Green	Groton	Frederick W. Palm, Jr.
Chaplin	Patricia D.R. Boyd	Guilford	Shirley M. Sabine
Cheshire	Raymond F. Voelker	Haddam	Sharon G. Kapitulik
Clinton	June S. Dressing	Hamden	Salvatore L. Diglio
Colchester	Kevin Kennedy	Hampton	Jeannine Lamont
Cornwall	Margaret D. Cooley	Hartford	Robert K. Killian, Jr.
Coventry	David C. Rappe	Hartland	Beatrice Y. Isabelle
Danbury	Dianne E. Yamin	Harwinton	John W. Pickard
Darien	William H. Atkinson	Hebron	Kathleen Sawyer
Deep River	Jeanne F. Spallone	Kent	Barbara L. Miller
Derby	Clifford D. Hoyle		


<u>PROBATE DISTRICT OF</u>	<u>NAME</u>	<u>PROBATE DISTRICT OF</u>	<u>NAME</u>
Killingly	Bertram J. Anderson	Orange	Robert W. Carangelo
Killingworth	Judith P. Lentz	Oxford	John W. Fertig, Jr.
Lebanon	George P. Randall	Plainfield	Kathleen Sendley Barry
Ledyard	Gertrude B. Smith	Plainville	Thomas P. Kirkwood, Jr.
Litchfield	Arleen G. Keegan	Plymouth	Christopher W. Boylan
Lyme	Joan K. Meyers	Pomfret	Cecile D. Stoddard
Madison	George G. McManus, Jr.	Portland	Richard J. Guliani
Manchester	William E. FitzGerald	Putnam	A. Richard Karkutt, Jr.
Mansfield	George E. Hill	Redding	Richard L. Emerson
Marlborough	Robert J. Moore, Sr.	Ridgefield	Joseph A. Egan, Jr.
Meriden	Thomas B. Griglun	Roxbury	Mildred A. Erwin
Middletown	Joseph D. Marino	Salem	William C. Kollman
Milford	Bernard F. Joy	Salisbury	Richard T. Fitzgerald
Montville	Linda J. Mott	Saybrook	Helen B. Bonnie Bennet
Naugatuck	Robert M. Siuzdak	Sharon	Suzanne J. Xanthos
New Canaan	Richard E. Burke	Shelton	Maurice J. Martin
New Fairfield	Peter R. Larkin	Sherman	Barbara J. Ackerman
New Hartford	Norman E. Rogers, Jr.	Simsbury	Glenn E. Knierim
New Haven	John A. Keyes	Somers	Francis W. Devlin, Jr.
Newington	Sheila M. Hennessey	Southbury	Mary Kay Flaherty
New London	Thomas P. Condon	Southington	Carl J. Sokolowski
New Milford	Suzanne L. Powers	Stafford	Thomas J. Fiore
Newtown	Margot S. Hall	Stamford	Gerald M. Fox
Norfolk	Mary M. Ackerly	Sterling	Signe L. Nowosadko
North Branford	Frank J. Forgione	Stonington	Paul E. Cravinho
North Haven	Edward T. Falsey, Jr.	Stratford	F. Paul Kurmay
North Stonington	Patricia P. McGowan	Suffield	Beverly T. Patterson
Norwalk	John E. Vallerie, Jr.	Thomaston	Rosemary Martin
Norwich	Linda M. Salafia	Thompson	Aileen A. Witkowski
Old Lyme	Daniel E. Kenny	Tolland	Charles E. Regan
Old Saybrook	Elton D. Rhodes	Torrington	Joseph J. Gallicchio

<u>PROBATE DISTRICT OF</u>	<u>NAME</u>	<u>PROBATE DISTRICT OF</u>	<u>NAME</u>
Trumbull	John P. Chiota	Westport	Earl F. Capuano
Wallingford	Sonya M. Kischkum	Winchester	Alan M. Barber
Washington	Janet M. Wildman	Windham	Partrick M. Prue
Waterbury	James J. Lawlor	Windsor	Philip E. Coyne
Watertown	Carey R. Geghan	Windsor Locks	William C. Leary
Westbrook	James A. McGee, Jr.	Woodbridge	Frederick S. Moss
West Hartford	John A. Berman	Woodbury	Mary D. Donaldson
West Haven	E. Michael Heffernan	Woodstock	Nancy M. Gale

Dated in Hartford, Connecticut  
this twenty-eighth day of November  
Nineteen Hundred Ninety

  
Julia H. Tashjian  
Secretary of the State

  
Edward J. Forand, Jr.  
Deputy Treasurer

  
Lawrence J. Cacciola  
Deputy Comptroller


STATE OF CONNECTICUT


OFFICE OF THE SECRETARY OF THE STATE

We, the undersigned, having canvassed the Returns of the Presiding Officers of the Electors' Meetings in the several towns of this State hereby declare that a majority of the electors present and voting on the proposed AMENDMENT TO THE CONSTITUTION OF THE STATE OF CONNECTICUT approved the same; and that such proposed amendment is therefore valid to all intents and purposes as a part of the CONSTITUTION OF THE STATE OF CONNECTICUT in accordance with ARTICLE TWELFTH thereof:

1. Shall the constitution of the state be amended to extend the timetable for reapportionment?

Dated in Hartford, Connecticut  
this twenty-eighth day of November  
Nineteen Hundred Ninety

  
Julia H. Tashjian  
Secretary of the State

  
Edward J. Forand, Jr.  
Deputy Treasurer

  
Lawrence J. Gacciola  
Deputy Comptroller

**Back of Pamphlet Intentionally Left Blank**

**End of File**