



STATE OF CONNECTICUT

SECRETARY OF THE STATE

STATEMENT OF VOTE

GENERAL ELECTION

November 8, 1988

TABULATED FROM RETURNS AS RECORDED BY THE MODERATORS

AND FILED WITH THE OFFICE OF SECRETARY OF THE STATE

PRINTED IN COMPLIANCE WITH STATUTE

HARTFORD

**SUMMARY OF ELECTION DAY REGISTRATION, TURNOUT, AND ABSENTEE
BALLOT STATISTICS, NOVEMBER 8, 1988**

CONGRESSIONAL DISTRICTS	*Total number of names on official check list	*Total number checked as having voted	Percent-age checked as having voted	Number of absentee ballots received from town clerk	Number of absentee ballots rejected	Number of absentee ballots voted
First	301,824	246,353	81.6%	15,799	143	15,656
Second	294,567	241,609	82.0%	16,591	192	16,399
Third	310,199	243,685	78.6%	15,604	299	15,305
Fourth	286,246	230,170	80.4%	20,157	155	20,002
Fifth	294,326	245,298	83.3%	17,437	193	17,244
Sixth	308,257	254,847	82.7%	16,981	213	16,768
Totals	1,795,419	1,461,962	81.4%	102,569	1,195	101,374

*Including "Presidential" and "Overseas" voters.

**ELECTION DAY REGISTRATION, TURNOUT, AND ABSENTEE
BALLOT STATISTICS, NOVEMBER 8, 1988
FIRST CONGRESSIONAL DISTRICT**

TOWNS	*Total number of names on official check list	*Total number checked as having voted	Percent-age checked as having voted	Number of absentee ballots received from town clerk	Number of absentee ballots rejected	Number of absentee ballots voted
Berlin	10,580	9,138	86.4%	484	5	479
Bloomfield	12,867	10,337	80.3%	846	18	828
Cromwell	7,282	6,256	85.9%	455	2	453
East Hampton	5,348	4,865	91.0%	275	0	275
East Hartford	26,495	21,526	81.2%	957	0	957
East Windsor	5,208	4,040	77.6%	205	3	202
Glastonbury	17,745	16,001	90.2%	1,325	12	1,313
Hartford	56,311	37,033	65.8%	1,550	24	1,526
Hebron	3,987	3,467	87.0%	184	3	181
Manchester	30,481	25,303	83.0%	1,482	10	1,472
Marlborough	3,250	2,757	84.8%	190	4	186
Newington	18,663	15,628	83.7%	841	5	836
Portland	5,565	4,574	82.2%	334	4	330
Rocky Hill	9,588	8,084	84.3%	504	3	501
South Windsor	12,981	11,806	90.9%	726	4	722
West Hartford	41,997	36,394	86.7%	3,389	29	3,360
Wethersfield	17,557	15,670	89.3%	1,031	12	1,019
Windsor	15,919	13,474	84.6%	1,021	5	1,016
Totals	301,824	246,353	81.6%	15,799	143	15,656

*Including "Presidential" and "Overseas" voters.

ELECTION DAY REGISTRATION, TURNOUT, AND ABSENTEE
BALLOT STATISTICS, NOVEMBER 8, 1988
SECOND CONGRESSIONAL DISTRICT

TOWNS	*Total number of names on official check list	*Total number checked as having voted	Percent- age checked as having voted	Number of absentee ballots received from town clerk	Number of absentee ballots rejected	Number of absentee ballots voted
Andover	1,492	1,289	86.4%	67	0	67
Ashford	2,191	1,693	77.3%	90	2	88
Bolton	2,657	2,305	86.8%	126	0	126
Bosrah	1,352	1,153	85.3%	82	1	81
Brooklyn	3,182	2,627	82.6%	195	0	195
Canterbury	2,196	1,782	81.1%	92	0	92
Chaplin	1,017	852	83.8%	33	0	33
Chester	2,152	1,709	79.4%	164	2	162
Colchester	5,872	5,067	86.3%	284	0	284
Columbia	2,775	2,392	86.2%	140	2	138
Coventry	5,310	4,561	85.9%	229	1	228
Deep River	2,726	2,239	82.1%	184	2	182
Durham	3,395	2,963	87.3%	193	3	190
Eastford	835	731	87.5%	44	1	43
East Haddam	3,969	3,245	81.8%	191	0	191
East Lyme	8,854	7,417	83.8%	634	5	629
Ellington	5,996	5,127	85.5%	247	1	246
Essex	3,726	3,221	86.4%	370	5	365
Franklin	1,249	1,029	82.4%	59	0	59
Griswold	4,511	3,524	78.1%	186	4	182
Groton	17,446	13,465	77.2%	1,293	12	1,281
Haddam	4,317	3,718	86.1%	234	2	232
Hampton	989	809	81.8%	62	0	62
Killingly	6,979	5,545	79.5%	284	1	283
Lebanon	3,364	2,854	84.8%	173	0	173
Ledyard	8,067	6,457	80.0%	726	13	713
Lisbon	2,027	1,625	80.2%	62	1	61
Lyme	1,345	1,162	86.4%	116	3	113
Mansfield	8,055	7,038	87.4%	496	6	490
Middlefield	2,535	2,225	87.8%	137	0	137
Middletown	23,118	18,675	80.8%	1,040	16	1,024
Montville	8,145	6,710	82.4%	359	18	341
New London	12,795	9,255	72.3%	745	12	733
North Stonington	2,808	2,358	84.0%	161	4	157
Norwich	17,768	14,360	80.8%	930	10	920
Old Lyme	4,362	3,761	86.2%	384	6	378
Old Saybrook	6,139	5,176	84.3%	569	3	566
Plainfield	6,373	4,981	78.2%	237	3	234
Pomfret	1,745	1,508	86.4%	115	1	114
Preston	2,499	2,063	82.6%	104	0	104
Putnam	4,973	3,916	78.7%	301	1	300
Salem	1,830	1,589	86.8%	86	8	78
Scotland	765	637	83.3%	34	1	33
Sprague	1,708	1,378	80.7%	111	0	111
Stafford	6,271	5,093	81.2%	251	3	248
Sterling	1,249	853	68.3%	41	0	41
Stonington	11,000	8,601	78.2%	811	2	809
Thompson	4,954	4,225	85.3%	222	1	221
Tolland	6,536	5,383	82.4%	253	3	250
Union	414	359	86.7%	18	0	18
Vernon	15,209	13,036	85.7%	725	10	715
Voluntown	987	804	81.5%	37	1	36
Waterford	11,411	9,602	84.1%	706	5	701
Westbrook	3,391	2,836	83.6%	204	3	201
Willington	2,789	2,494	89.4%	110	5	105
Windham	11,127	9,063	81.5%	629	6	623
Woodstock	3,620	3,069	84.8%	215	3	212
Totals	294,567	241,609	82.0%	16,591	192	16,399

*Including "Presidential" and "Overseas" voters.

ELECTION DAY REGISTRATION, TURNOUT, AND ABSENTEE
BALLOT STATISTICS, NOVEMBER 8, 1988
THIRD CONGRESSIONAL DISTRICT

TOWNS	*Total number of names on official check list	*Total number checked as having voted	Percent- age checked as having voted	Number of absentee ballots received from town clerk	Number of absentee ballots rejected	Number of absentee ballots voted
Branford	15,742	13,458	85.5%	914	4	910
Clinton	7,138	5,968	83.6%	354	4	350
East Haven	16,059	10,737	66.9%	606	4	602
Guilford	11,895	10,237	86.1%	792	9	783
Hamden	33,131	26,838	81.0%	1,766	25	1,741
Killingworth	2,857	2,571	90.0%	195	3	192
Madison	10,033	8,743	87.1%	904	8	896
Milford	30,089	24,009	79.8%	1,286	4	1,282
New Haven	66,242	44,169	66.7%	2,963	179	2,784
North Branford	7,622	5,905	77.5%	278	0	278
North Haven	13,636	11,777	86.4%	687	6	681
Orange	9,301	7,856	84.5%	627	6	621
Stratford	29,662	25,033	84.4%	1,259	6	1,253
Wallingford	21,899	18,147	82.9%	1,160	18	1,142
West Haven	29,437	23,441	79.6%	1,290	21	1,269
Woodbridge	5,456	4,796	87.9%	523	2	521
Totals	310,199	243,685	78.6%	15,604	299	15,305

*Including "Presidential" and "Overseas" voters.

ELECTION DAY REGISTRATION, TURNOUT, AND ABSENTEE
BALLOT STATISTICS, NOVEMBER 8, 1988
FOURTH CONGRESSIONAL DISTRICT

TOWNS	*Total number of names on official check list	*Total number checked as having voted	Percent- age checked as having voted	Number of absentee ballots received from town clerk	Number of absentee ballots rejected	Number of absentee ballots voted
Bridgeport	63,185	42,039	66.5%	2,135	22	2,113
Darien	11,702	10,554	90.2%	1,458	2	1,456
Fairfield	34,506	29,750	86.2%	2,593	35	2,558
Greenwich	37,461	30,696	81.9%	3,394	13	3,381
New Canaan	11,469	10,531	91.8%	1,648	6	1,642
Norwalk	41,467	34,180	82.4%	2,174	13	2,161
Stamford	56,852	46,842	82.4%	3,750	29	3,721
Trumbull, part of	12,591	10,747	85.4%	765	11	754
Westport	17,013	14,831	87.2%	2,240	24	2,216
Totals	286,246	230,170	80.4%	20,157	155	20,002

*Including "Presidential" and "Overseas" voters.

ELECTION DAY REGISTRATION, TURNOUT, AND ABSENTEE
BALLOT STATISTICS, NOVEMBER 8, 1988
FIFTH CONGRESSIONAL DISTRICT

TOWNS	*Total number of names on official check list	*Total number checked as having voted	Percent- age checked as having voted	Number of absentee ballots received from town clerk	Number of absentee ballots rejected	Number of absentee ballots voted
Ansonia	10,457	8,261	79.0%	377	14	363
Beacon Falls	2,380	2,035	85.5%	106	1	105
Bethany	3,225	2,603	80.7%	193	6	187
Bethel	9,381	8,081	86.1%	538	4	534
Brookfield	8,425	7,156	84.9%	681	9	672
Cheshire	13,854	12,630	91.2%	997	10	987
Danbury	29,247	24,224	82.8%	1,650	26	1,624
Derby	6,313	5,051	80.0%	226	2	224
Easton	4,281	3,709	86.6%	379	6	373
Meriden	28,627	23,698	82.8%	1,285	14	1,271
Middlebury	3,879	3,368	86.8%	224	4	220
Monroe	9,289	7,974	85.8%	616	6	610
Naugatuck	14,210	11,323	79.7%	527	17	510
Newtown	11,194	9,765	87.2%	906	16	890
Oxford	4,374	3,815	87.2%	190	2	188
Prospect	4,483	3,822	85.3%	191	1	190
Redding	5,129	4,496	87.7%	489	6	483
Ridgefield	14,050	12,095	86.1%	1,479	13	1,466
Seymour	7,865	6,491	82.5%	250	0	250
Shelton	19,635	16,231	82.7%	1,021	10	1,011
Trumbull, part of	9,122	7,722	84.7%	673	4	669
Waterbury	51,355	39,879	77.7%	1,990	13	1,977
Neston	5,564	5,084	91.4%	786	0	786
Wilton	10,386	9,346	90.0%	1,310	3	1,307
Wolcott	7,601	6,439	84.7%	353	6	347
Totals	294,326	245,298	83.3%	17,437	193	17,244

*Including "Presidential" and "Overseas" voters.

ELECTION DAY REGISTRATION, TURNOUT, AND ABSENTEE
BALLOT STATISTICS, NOVEMBER 8, 1988
SIXTH CONGRESSIONAL DISTRICT

TOWNS	*Total number of names on official check list	*Total number checked as having voted	Percent- age checked as having voted	Number of absentee ballots received from town clerk	Number of absentee ballots rejected	Number of absentee ballots voted
Avon	8,999	8,223	91.4%	817	5	812
Barkhamsted	1,832	1,622	88.5%	88	0	88
Bethlehem	1,948	1,765	90.6%	143	0	143
Bridgewater	1,186	1,066	89.9%	139	0	139
Bristol	32,193	24,981	77.6%	1,160	20	1,140
Burlington	3,837	3,258	84.9%	142	17	125
Canaan	651	521	80.0%	58	2	56
Canton	5,063	4,529	89.5%	308	7	301
Colebrook	877	754	86.0%	54	0	54
Cornwall	931	851	91.4%	141	2	139
East Granby	2,697	2,319	86.0%	139	1	138
Enfield	25,260	18,797	74.4%	821	7	814
Farmington	12,423	10,904	87.8%	841	12	829
Goshen	1,417	1,200	84.7%	86	3	83
Granby	5,695	4,944	86.8%	333	11	322
Hartland	1,055	905	85.8%	35	0	35
Harwinton	3,077	2,672	86.8%	157	3	154
Kent	1,673	1,452	86.8%	213	3	210
Litchfield	5,157	4,297	83.3%	397	3	394
Morris	1,266	1,056	83.4%	74	1	73
New Britain	32,712	26,168	80.0%	1,198	10	1,188
New Fairfield	7,493	6,443	86.0%	532	6	526
New Hartford	3,829	2,956	77.2%	152	1	151
New Milford	11,213	9,317	83.1%	694	8	686
Norfolk	1,115	976	87.5%	141	3	138
North Canaan	1,845	1,519	82.3%	168	0	168
Plainville	8,759	7,486	85.5%	340	2	338
Plymouth	5,784	4,748	82.1%	167	6	161
Roxbury	1,284	1,111	86.5%	154	1	153
Salisbury	2,818	2,344	83.2%	328	2	326
Sharon	1,832	1,539	84.0%	209	4	205
Sherman	1,626	1,481	91.1%	177	4	173
Simsbury	14,506	12,899	88.9%	1,231	5	1,226
Somers	4,472	3,869	86.5%	242	6	236
Southbury	9,611	8,212	85.4%	766	15	751
Southington	20,705	16,957	81.9%	839	8	831
Suffield	6,632	5,813	87.7%	432	2	430
Thomaston	4,036	3,327	82.4%	201	1	200
Torrington	17,875	14,457	80.9%	971	8	963
Warren	688	594	86.3%	57	1	56
Washington	2,297	1,954	85.1%	188	1	187
Watertown	11,314	9,165	81.0%	519	3	516
Winchester	6,277	4,991	79.5%	419	11	408
Windsor Locks	7,297	6,061	83.1%	323	3	320
Woodbury	5,000	4,344	86.9%	387	5	382
Totals	308,257	254,847	82.7%	16,981	213	16,768

*Including "Presidential" and "Overseas" voters.

STATE OF CONNECTICUT
OFFICE OF THE SECRETARY OF THE STATE

We the undersigned, having canvassed the Returns of the Presiding Officers of the Electors' Meetings in the several towns of this State, hereby declare the following named persons to be chosen and appointed Electors of President and Vice President of the United States.

Judith E. Gott

Robert H. Kriebler

Kaaren Page

Dorothy C. Archibald


Myron J. Poliner

Prescott S. Bush, Jr.


William E. McCabe

H. Randall Pease, Jr.

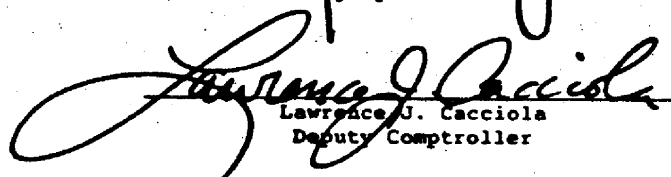
Dated in Hartford, Connecticut
this thirtieth day of November
Nineteen Hundred Eighty Eight


Julia H. Tashjian

Julia H. Tashjian
Secretary of the State



Edward J. Forand, Jr.
Deputy Treasurer


Lawrence J. Cacciola

Lawrence J. Cacciola
Deputy Comptroller

STATE OF CONNECTICUT


OFFICE OF THE SECRETARY OF THE STATE

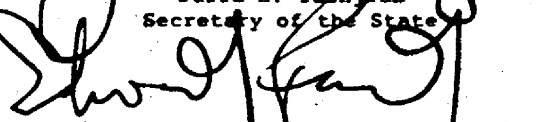
We, the undersigned, having canvassed the Returns of the Presiding Officers of the Electors' Meetings in the several towns of this State, hereby declare

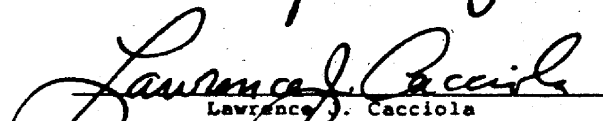
Joe Lieberman

elected UNITED STATES SENATOR in the Congress of the United States for the term of six years from 12:00 noon on the 3rd day of January, Nineteen Hundred Eighty Nine.

Dated in Hartford, Connecticut
this thirtieth day of November
Nineteen Hundred Eighty Eight


Julia H. Tashjian
Secretary of the State


Edward J. Forand, Jr.
Deputy Treasurer



Lawrence J. Cacciola
Deputy Comptroller


STATE OF CONNECTICUT
OFFICE OF THE SECRETARY OF THE STATE


We, the undersigned, having canvassed the Returns of the Presiding Officers of the Electors' Meetings in the towns comprising the several Congressional Districts of this State, hereby declare the following named persons elected REPRESENTATIVES in the ONE HUNDRED FIRST CONGRESS of the United States for the term of two years from 12:00 noon on the 3rd day of January Nineteen Hundred Eighty Nine:

<u>DISTRICT NUMBER</u>	<u>NAME</u>
1	Barbara Bailey Kennelly
2	Sam Gejdenson
3	Bruce Morrison
4	Christopher Shays
5	John G. Rowland
6	Nancy L. Johnson

Dated in Hartford, Connecticut
this thirtieth day of November
Nineteen Hundred Eighty Eight


Julia H. Tashjian
Secretary of the State


Edward J. Forand, Jr.
Deputy Treasurer



Lawrence J. Cacciola
Deputy Comptroller


STATE OF CONNECTICUT
OFFICE OF THE SECRETARY OF THE STATE

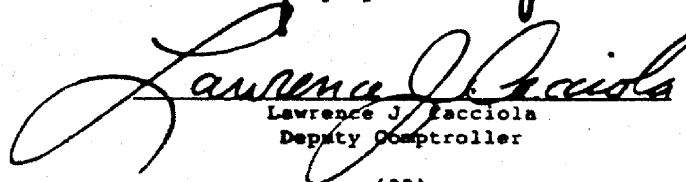
We, the undersigned, having canvassed the Returns of the Presiding Officers of the Electors' Meetings in the towns comprising the different Senatorial Districts of this state, hereby declare the following named persons duly elected STATE SENATORS for the term of two years from the Wednesday following the first Monday of January, Nineteen Hundred Eighty Nine:

DISTRICT NUMBER	NAME	DISTRICT NUMBER	NAME
1	William A. DiBella	19	Kenneth L. Przybyss
2	Frank D. Barrows	20	Mark H. Powers
3	John B. Larson	21	George L. Gunther
4	Michael P. Meotti	22	Lee Scarpetti
5	Kevin B. Sullivan	23	Margaret E. Morton
6	Joseph H. Harper, Jr.	24	James H. Maloney
7	Cornelius P. O'Leary	25	John Atkin
8	Reginald J. Smith	26	Judith Freedman
9	A. Cynthia Matthews	27	Richard Blumenthal
10	John C. Daniels	28	Fred H. Lovegrove, Jr.
11	Anthony Avallone	29	Kevin P. Johnston
12	Thomas J. Sullivan	30	M. Adela Eads
13	Amelia P. Mustone	31	Steven C. Casey
14	Thomas Scott	32	James H. McLaughlin
15	Thomas F. Upson	33	Kenneth T. Hampton
16	Stephen Somma	34	Philip S. Robertson
17	Gary A. Hale	35	Marie A. Herbst
18	Steven Spellman	36	Emil "Bennie" Benvenuto

Dated in Hartford, Connecticut
this thirtieth day of November
Nineteen Hundred Eighty Eight


Julia H. Tashjian
Secretary of the State


Edward J. Forand, Jr.
Deputy Treasurer


Lawrence J. Racciola
Deputy Comptroller

STATE OF CONNECTICUT

OFFICE OF THE SECRETARY OF THE STATE


We, the undersigned, having canvassed the Returns of the Presiding Officers of the Electors' Meetings in the towns comprising the different Assembly Districts of this state, hereby declare the following named persons duly elected STATE REPRESENTATIVES for the term of two years from the Wednesday following the first Monday of January, Nineteen Hundred Eighty Nine:


<u>DISTRICT NUMBER</u>	<u>NAME</u>	<u>DISTRICT NUMBER</u>	<u>NAME</u>
1	Eric D. Coleman	28	Robert G. Gilligan
2	Thomas D. Ritter	29	Richard D. Tulisano
3	Juan A. Figueroa	30	Ann Dandrow
4	John W. Fonfara	31	Robert D. Bowden
5	Anthony J. Palermino	32	Vincent C. Mazzotta
6	Maria C. Sanchez	33	Paul Gionfriddo
7	Annette Wheeler Carter	34	Dean P. Markham
8	Edith G. Prague	35	Sidney J. Holbrook
9	Paul R. Munns	36	John J. Tiffany II
10	Gary Berner	37	John T. Hoyer
11	Dick Torpey	38	Janet Polinsky
12	James R. McCavanagh	39	William J. Cibes, Jr.
13	John W. Thompson	40	Jay B. Levin
14	Kevin F. Rennie	41	Lenny T. Winkler
15	Naomi K. Cohen	42	Glenn Arthur
16	James T. Fleming	43	Frank Turek
17	Jessie Stratton	44	Richard A. Gosselin
18	Miles S. Rapoport	45	David Anderson
19	Robert Farr	46	Peter A. Nystrom
20	Richard T. Mulready	47	Shaun McNally
21	William L. Wollenberg	48	Andrew McCall Norton
22	Eugene J. Millerick	49	John J. Lescoe
23	Joseph S. Raia	50	John T. Savage
24	David B. Pudlin	51	Geri W. Langlois
25	Raymond M. H. Joyce	52	John D. Mordasky
26	Stanley J. Krawiec	53	Nancy Wyman
27	Richard J. Balducci	54	Jonathan W. Felto

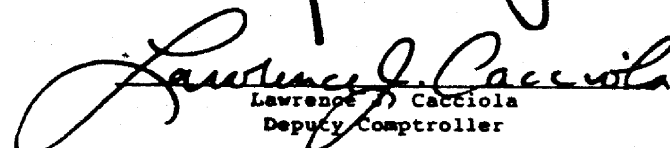
<u>DISTRICT NUMBER</u>	<u>NAME</u>	<u>DISTRICT NUMBER</u>	<u>NAME</u>
55	J. Peter Fusscas	89	David O. Thorp
56	Joseph D. Courtney	90	Mary G. Frits
57	Teresalee Bertinuson	91	Ronald Smoko
58	Frederick A. Gelsi	92	Patricia A. Dillon
59	William A. Kiner	93	Irving J. Stolberg
60	Carl Schiessl	94	William R. Dyson
61	Ruth C. Fahrback	95	Walter S. Brooks
62	Joel Gordes	96	Martin M. Looney
63	Anthony J. Mania	97	Robert J. Hauser
64	Joseph N. Ruwet	98	Francis X. O'Neill
65	George P. Avitabile	99	Michael P. Lawlor
66	Robert A. Maddox, Jr.	100	David Lavine
67	Oskar G. Rogg	101	Linda N. Esmons
68	Brian J. Flaherty	102	Stephen P. Hanchuruck
69	Arthur J. O'Neill	103	Peter M. Lerner
70	Kevin G. Knowles	104	Vincent J. Tonucci
71	Doreen DelBianco	105	John W. Betkoski III
72	Reginald Beamon	106	Mae S. Schmidle
73	Joan V. Hartley	107	M. Jodi Kell
74	Elizabeth Brown	108	Norma Gyle
75	Thomas Conway	109	Lynn H. Taborsak
76	John E. Piscopo	110	Robert D. Godfrey
77	Stephen J. Duffy	111	Barbara M. Ireland
78	Edward C. Krawiecki, Jr.	112	Adele Kusnitz
79	Craig P. Taylor	113	Richard O. Belden
80	Eugene A. Migliaro, Jr.	114	Alan Schlesinger
81	Angelo M. Fusco	115	Vito M. Mazza
82	Thomas S. Luby	116	Joseph A. Adamo
83	John J. Zajac, Jr.	117	Raymond Collins
84	Benjamin M. DeZinno, Jr.	118	T. J. Casey, Sr.
85	Mary Mushinsky	119	Pete Smith
86	Robert M. Ward	120	J. Vincent Chase
87	William V. Gambardella	121	Robert F. Frankel
88	Howard L. Luppi	122	Robert G. Jaekle

<u>DISTRICT NUMBER</u>	<u>NAME</u>	<u>DISTRICT NUMBER</u>	<u>NAME</u>
123	Dale W. Radcliffe	138	Lawrence J. Anastasia
124	Ernest E. Newton II	139	Alex Knopp
125	Gabriel J. Biafore	140	Douglas C. Mintz
126	Robert T. Keeley, Jr.	141	Reginald L. Jones
127	Jacqueline M. Cocco	142	Margaret S. Gill
128	Joseph S. Grabarz, Jr.	143	Leslie T. Young
129	Lee Samowitz	144	John Wayne Fox
130	Americo L. Santiago	145	Christel Truglia
131	Richard Foley	146	Maira K. Lyons
132	John G. Metsopoulos	147	Chris Burnham
133	Elinor F. Wilber	148	George Jepsen
134	Daniel F. Caruso	149	William H. Nickerson
135	Alice V. Meyer	150	Dorothy K. Osler
136	Jo Fuchs	151	Lydia H. Stevens
137	Sally M. Bolster		

Dated in Hartford, Connecticut
this thirtieth day of November
Nineteen Hundred Eighty Eight


Julia H. Tashjian
Secretary of the State


Edward J. Forand, Jr.
Deputy Treasurer


Lawrence J. Cacciola
Deputy Comptroller

Back of Pamphlet Intentionally Left Blank

End of File