



STATE OF CONNECTICUT
SECRETARY OF THE STATE

STATEMENT OF VOTE

GENERAL ELECTION

NOVEMBER 2, 2010

TABULATED FROM RETURNS AS
RECORDED BY THE MODERATORS
AND FILED WITH THE OFFICE OF
SECRETARY OF THE STATE

PRINTED IN COMPLIANCE WITH STATUTE

HARTFORD

11/02/2010-General

Election results for Judge of Probate

Judge of Probate District of Region #32 District 32

	Republican
	Jeffrey A McNamara
East Lyme	5,480.00
Montville	3,777.00
Old Lyme	2,450.00
Salem	815.00
Total	12,522

Judge of Probate District of Saybrook District 33

	Republican	Democratic
	Anselmo M Della	Terrance D Lomme
Chester	579.00	1,001.00
Clinton	2,802.00	2,129.00
Deep River	745.00	1,132.00
Essex	1,277.00	1,884.00
Haddam	1,809.00	1,736.00

11/02/2010-General

Election results for Judge of Probate

	Republican	Democratic
	Anselmo M Delia	Terrance D Lomme
Killingworth	1,518.00	1,309.00
Lyme	538.00	592.00
Old Saybrook	2,295.00	2,358.00
Westbrook	1,426.00	1,264.00
Total	12,989	13,405

Judge of Probate District of Madison-Guilford District 34

	Republican	Democratic	Petitioning Candidate
	Joel E Helander	Phillip Zuckerman	Leslie Marcarelli-Naizby
Guilford	6,420.00	2,984.00	699.00
Madison	4,258.00	3,166.00	932.00
Total	10,678	6,150	1,631

11/02/2010-General

Election results for Judge of Probate

Judge of Probate District of Branford-North Branford District 35

	Republican	Democratic
	Frank J Forgione	Keith Sitnick
Branford	6,325.00	4,401.00
North Branford	3,780.00	1,395.00
Total	10,105	5,796

Judge of Probate District of East Haven-North Haven District 36

	Republican	Democratic
	Michael R Brandt	Michael A Albis
East Haven	2,670.00	5,410.00
North Haven	6,841.00	3,044.00
Total	9,511	8,454

11/02/2010-General

Election results for Judge of Probate

Judge of Probate District of Hamden-Bethany

District 37

	Democratic	
	Salvatore L Diglio	
Bethany		1,590.00
Hamden		14,908.00
Total		16,498

Judge of Probate District of New Haven

District 38

	Democratic	
	John A Keyes	
New Haven		22,220.00
Total		22,220

11/02/2010-General

Election results for Judge of Probate

Judge of Probate District of West Haven District 39

	Republican	Democratic	Independent
	Joseph A Trapani	Mark J Degennaro	Karen E Haley
West Haven	3,051.00	8,573.00	960.00
Total	3,051	8,573	960

Judge of Probate District of Milford-Orange District 40

	Republican	Democratic
	John J Carangelo	Beverly Streit-Kefalas
Milford	8,058.00	10,808.00
Orange	4,067.00	2,206.00
Total	12,125	13,014

11/02/2010-General
 Election results for Judge of Probate

Judge of Probate District of Derby District 41

	Democratic	
	Clifford D Hoyle	
Ansonia		3,730.00
Derby		2,391.00
Seymour		3,657.00
Woodbridge		2,751.00
Total		12,529

Judge of Probate District of Shelton District 42

	Republican	
	Fred J Anthony	
Shelton		10,287.00
Total		10,287

11/02/2010-General

Election results for Judge of Probate

District 43

Judge of Probate District of Danbury

	Republican	
	Dianne E Yamin	
Danbury		11,822.00
Total		11,822

District 44

Judge of Probate District of Housatonic

	Republican	
	Marty Landgrebe	
Bridgewater		682.00
Brookfield		4,750.00
New Fairfield		2,826.00
New Milford		7,609.00
Sherman		870.00
Total		16,737

11/02/2010-General

Election results for Judge of Probate

Judge of Probate District of Northern Fairfield County District 45

	Republican	Democratic
	Joseph A Egan, Jr.	Timothy J Holian
Bethel	3,881.00	2,509.00
Newtown	5,658.00	4,974.00
Redding	2,433.00	1,584.00
Ridgefield	7,438.00	2,737.00
Total	19,410	11,804

Judge of Probate District of Trumbull District 46

	Republican	Democratic
	John P Chiota	Amy E Todisco
Easton	1,973.00	1,267.00
Monroe	4,602.00	2,825.00
Trumbull	8,341.00	5,762.00
Total	14,916	9,854

11/02/2010-General

Election results for Judge of Probate

Judge of Probate District of Stratford District 47

	Republican	Democratic
	F. Paul Kurmay	Kent M Miller
Stratford	9,804.00	7,197.00
Total	9,804	7,197

Judge of Probate District of Bridgeport District 48

	Democratic
	Paul Joseph Ganim
Bridgeport	16,977.00
Total	16,977

11/02/2010-General

Election results for Judge of Probate

Judge of Probate District of Fairfield District 49

	Republican	Democratic
	Daniel F Caruso	Pamela Jones
Fairfield	13,777.00	7,625.00
Total	13,777	7,625

Judge of Probate District of Westport District 50

	Republican	Democratic
	Jacob "Jan" Bryniczka	Kevin M O'Grady
Weston	1,870.00	2,209.00
Westport	4,686.00	6,263.00
Total	6,556	8,472

11/02/2010-General

Election results for Judge of Probate

Judge of Probate District of Norwalk District 51

	Republican	
	Anthony J Depanfilis	
Norwalk	14,230.00	
Wilton	5,334.00	
Total	19,564	

Judge of Probate District of Darien-New Canaan District 52

	Republican	Petitioning Candidate
	Michael P Murray	Christopher P McClancy
Darien	6,227.00	592.00
New Canaan	6,023.00	405.00
Total	12,250	997

11/02/2010-General

Election results for Judge of Probate

Judge of Probate District of Stamford District 53

	Democratic	Green
	Gerald M Fox	Jane B Weston
Stamford	21,403.00	2,653.00
Total	21,403	2,653

Judge of Probate District of Greenwich District 54

	Republican
	David W Hopper
Greenwich	15,042.00
Total	15,042

11/02/2010-General

Election results for Judge of Probate

District		Total Votes Write-In Candidates
32	John W Butts	1090
44	William P Defeo	2130

11/02/2010

Election Day Registration, Turnout and Absentee Ballot Statistics

Town	*Names on Official Check List (Active)	*Number Checked as Having Voted	Percentage Checked as Having Voted	Number of *Absentee Ballots Received from Town Clerk	Number of *Absentee Ballots Rejected	Number of *Absentee Ballots Voted
Andover	2,206	1,448	65.64%	56	0	56
Ansonia	9,653	5,116	53.00%	215	1	214
Ashford	2,814	1,766	62.76%	79	3	76
Avon	12,099	8,528	70.49%	738	13	725
Barkhamsted	2,602	1,664	63.95%	69	2	67
Beacon Falls	3,760	2,354	62.61%	102	5	97
Berlin	13,197	8,667	65.67%	425	4	421
Bethany	3,873	2,613	67.47%	138	3	135
Bethel	11,242	6,818	60.65%	334	8	326
Bethlehem	2,790	1,819	65.20%	117	2	115
Bloomfield	14,636	8,990	61.42%	714	3	711
Bolton	3,429	2,393	69.79%	88	1	87
Bozrah	1,706	1,037	60.79%	48	1	47
Branford	18,590	11,175	60.11%	713	14	699
Bridgeport	68,256	23,158	33.93%	1,317	56	1,261
Bridgewater	1,287	940	73.04%	65	1	64
Bristol	33,708	17,930	53.19%	823	14	809
Brookfield	9,910	6,640	67.00%	314	1	313
Brooklyn	4,762	2,632	55.27%	96	3	93
Burlington	6,126	4,038	65.92%	172	0	172
Canaan	731	463	63.34%	32	0	32
Canterbury	3,363	2,056	61.14%	64	5	59
Canton	6,868	4,706	68.52%	256	4	252
Cheshire	18,281	12,053	65.93%	727	6	721
Chaplin	1,342	860	64.08%	19	2	17
Chester	2,503	1,687	67.40%	107	4	103
Clinton	9,110	5,208	57.17%	227	2	225
Colchester	9,824	6,009	61.17%	275	3	272
Colebrook	1,102	706	64.07%	46	0	46
Columbia	3,523	2,515	71.39%	127	0	127
Cornwall	1,034	765	73.98%	89	2	87
Coventry	7,381	4,979	67.46%	192	3	189
Cromwell	9,231	5,746	62.25%	387	0	387
Danbury	32,850	19,347	58.89%	1,043	28	1,015
Darien	12,543	8,304	66.20%	701	9	692
Deep River	3,168	2,005	63.29%	128	0	128
Derby	6,610	3,482	52.68%	162	0	162
Durham	3,623	2,549	70.36%	149	0	149
Durham	1,387	936	67.48%	57	0	57
East Granby	3,398	2,242	65.98%	100	1	99

11/02/2010

Election Day Registration, Turnout and Absentee Ballot Statistics

Town	*Names on Official Check List (Active)	*Number Checked as Having Voted	Percentage Checked as Having Voted	Number of *Absentee Ballots Received from Town Clerk	Number of *Absentee Ballots Rejected	Number of *Absentee Ballots Voted
East Haddam	5,764	3,770	65.41%	203	7	196
East Hampton	8,283	5,724	69.11%	214	6	208
East Hartford	26,593	12,265	46.12%	420	0	420
East Haven	15,738	8,547	54.31%	540	15	525
East Lyme	11,804	7,545	63.92%	546	7	539
East Windsor	7,319	3,855	52.67%	163	0	163
Eastford	1,135	793	69.87%	28	3	25
Easton	5,171	3,366	65.09%	212	2	210
Ellington	9,367	5,769	61.59%	229	1	228
Enfield	25,769	13,617	52.84%	592	14	578
Essex	4,590	3,417	74.44%	243	3	240
Fairfield	35,934	22,474	62.54%	1,322	37	1,285
Farmington	16,854	11,064	65.65%	727	11	716
Franklin	1,254	826	65.87%	19	0	19
Glastonbury	14,109	9,219	65.34%	647	12	635
Glastonbury	7,487	5,075	67.78%	297	3	294
Goshen	2,127	1,485	69.82%	103	1	102
Granby	7,100	5,118	72.08%	279	21	258
Greenwich	34,586	22,132	63.99%	2,071	30	2,041
Griswold	6,259	3,619	57.82%	96	3	93
Groton	19,591	10,109	51.60%	697	14	683
Guilford	15,613	10,384	66.51%	766	12	754
Haddam	5,853	3,743	63.95%	192	0	192
Hamden	32,872	20,080	61.09%	1,105	106	999
Hampton	1,285	866	67.39%	28	0	28
Hartford	47,472	18,685	39.36%	1,084	15	1,069
Hartland	1,528	970	63.48%	37	0	37
Harwinton	3,974	2,639	66.41%	121	0	121
Hebron	6,389	4,193	65.63%	147	1	146
Kent	1,948	1,384	71.05%	144	3	141
Killingly	9,135	4,312	47.20%	175	0	175
Killingworth	4,276	3,039	71.07%	173	4	169
Lebanon	4,680	2,956	63.16%	115	2	113
Ledyard	9,189	5,295	57.62%	244	1	243
Lisbon	2,655	1,646	62.00%	57	3	54
Litchfield	6,048	3,842	63.53%	316	7	309
Lyme	1,795	1,227	68.36%	91	1	90
Madison	13,395	8,602	64.22%	775	0	775
Manchester	30,961	17,827	57.58%	939	8	931
Mansfield	11,943	5,776	48.36%	327	3	324

11/02/2010

Election Day Registration, Turnout and Absentee Ballot Statistics

Town	*Names on Official Check List (Active)	*Number Checked as Having Voted	Percentage Checked as Having Voted	Number of *Absentee Ballots Received from Town Clerk	Number of *Absentee Ballots Rejected	Number of *Absentee Ballots Voted
Marlborough	4,192	2,891	68.96%	130	1	129
Meriden	32,633	15,718	48.17%	867	0	867
Middlebury	5,121	3,521	68.76%	196	1	195
Middlefield	3,155	2,130	67.51%	110	3	107
Middletown	4,675	2,886	61.73%	118	0	118
Middletown	17,895	11,581	64.72%	754	8	746
Milford	32,721	18,615	56.89%	970	21	949
Monroe	13,176	7,869	59.72%	368	2	366
Montville	9,716	5,878	60.50%	238	7	231
Morris	1,715	1,129	65.83%	72	4	68
Naugatuck	17,399	8,753	50.31%	312	0	312
New Britain	31,904	13,860	43.44%	785	29	756
New Canaan	12,430	8,217	66.11%	702	5	697
New Fairfield	9,254	5,366	57.99%	313	3	310
New Hartford	4,493	3,237	72.05%	159	1	158
New Haven	63,597	27,200	42.77%	1,487	43	1,444
New London	12,095	4,892	40.45%	223	3	220
New Millford	18,220	9,117	50.04%	469	41	428
Newington	18,744	11,714	62.49%	608	11	597
Newtown	15,974	11,170	69.93%	639	6	633
Norfolk	1,139	792	69.53%	73	0	73
North Branford	8,859	5,366	60.57%	246	5	241
North Canaan	1,978	1,042	52.68%	116	2	114
North Haven	15,560	10,422	66.98%	542	10	532
North Stonington	3,597	2,129	59.19%	94	2	92
Norwalk	41,570	24,452	58.82%	1,170	34	1,136
Norwich	19,945	9,054	45.39%	437	8	429
Old Lyme	5,965	3,785	63.45%	287	1	286
Old Saybrook	7,496	4,947	66.00%	444	3	441
Orange	10,144	6,501	64.09%	401	7	394
Oxford	8,368	5,150	61.54%	219	1	218
Plainfield	8,747	4,125	47.16%	140	2	138
Plainville	10,504	6,261	59.61%	182	2	180
Plymouth	7,614	3,905	51.29%	140	4	136
Pomfret	2,670	1,726	64.64%	88	3	85
Portland	6,033	3,894	64.55%	282	11	271
Preston	3,245	1,857	57.23%	81	1	80
Prospect	6,111	4,056	66.37%	128	2	126
Putnam	5,074	2,506	49.39%	140	2	138
Redding	6,844	4,224	61.72%	355	3	352

11/02/2010

Election Day Registration, Turnout and Absentee Ballot Statistics

Town	*Names on Official Check List (Active)	*Number Checked as Having Voted	Percentage Checked as Having Voted	Number of *Absentee Ballots Received from Town Clerk	Number of *Absentee Ballots Rejected	Number of *Absentee Ballots Voted
Ridgefield	16,399	10,510	64.09%	868	14	854
Rocky Hill	11,439	7,374	64.46%	440	9	431
Roxbury	1,599	1,211	75.73%	132	3	129
Salem	2,715	1,697	62.50%	82	0	82
Salisbury	2,947	1,789	60.71%	267	10	257
Scotland	1,066	705	66.14%	18	1	17
Seymour	9,529	5,606	58.83%	216	0	216
Sharon	1,776	1,234	69.48%	156	6	150
Shelton	5,793	3,387	58.47%	194	5	189
Shelton	18,150	11,226	61.85%	547	5	542
Sherman	2,699	1,672	61.95%	150	1	149
Simsbury	15,361	11,206	72.95%	807	11	796
Somers	6,192	3,872	62.53%	175	4	171
South Windsor	15,745	10,901	69.23%	644	12	632
Southbury	14,518	8,919	61.43%	579	12	567
Southington	27,911	16,726	59.93%	798	9	789
Sprague	1,749	1,188	67.92%	68	0	68
Stafford	7,448	4,495	60.35%	175	1	174
Stamford	54,809	32,831	59.90%	2,188	57	2,131
Sterling	2,074	1,049	50.58%	16	0	16
Stonington	12,316	7,667	62.25%	593	7	586
Stratford	31,116	16,993	54.61%	719	3	716
Suffield	8,344	5,573	66.79%	324	7	317
Thomaston	4,910	3,006	61.22%	119	2	117
Thompson	5,588	2,992	53.54%	129	3	126
Tolland	9,792	6,532	66.71%	259	2	257
Torrington	9,452	5,887	62.28%	387	5	382
Torrington	10,028	5,715	56.99%	435	13	422
Trumbull	24,201	14,661	60.58%	893	9	884
Union	606	443	73.10%	25	1	24
Vernon	15,758	9,721	61.69%	578	14	564
Voluntown	1,585	907	57.22%	26	1	25
Wallingford	24,810	16,001	64.49%	896	11	885
Warren	949	652	68.70%	35	0	35
Washington	2,245	1,670	74.39%	171	6	165
Waterbury	10,046	4,096	40.77%	268	9	259
Waterbury	45,618	17,971	39.39%	1,166	59	1,107
Waterford	12,981	7,839	60.39%	502	8	494
Watertown	14,497	8,412	58.03%	299	4	295
West Hartford	38,708	26,015	67.21%	1,730	17	1,713

11/02/2010

Election Day Registration, Turnout and Absentee Ballot Statistics

Town	*Names on Official Check List (Active)	*Number Checked as Having Voted	Percentage Checked as Having Voted	Number of *Absentee Ballots Received from Town Clerk	Number of *Absentee Ballots Rejected	Number of *Absentee Ballots Voted
West Haven	30,697	13,860	45.15%	683	13	670
Westbrook	4,122	2,902	70.40%	163	1	162
Weston	6,453	4,247	65.81%	396	1	395
Westport	17,728	11,492	64.82%	1,125	10	1,115
Wethersfield	17,340	11,076	63.88%	509	0	509
Willington	3,499	2,314	66.13%	67	0	67
Wilton	11,287	7,716	68.36%	665	15	650
Winchester	6,912	3,668	53.07%	145	0	145
Windham	13,602	5,409	39.77%	251	4	247
Windsor	19,780	11,822	59.77%	509	5	504
Windsor Locks	7,826	4,383	56.01%	151	0	151
Wolcott	11,040	6,509	58.96%	256	26	230
Woodbridge	6,434	4,225	65.67%	400	7	393
Woodbury	6,717	4,531	67.46%	297	2	295
Woodstock	5,083	3,278	64.49%	188	2	186
Statewide	2,024,924	1,163,320	57.45%	66,959	1,279	65,680

*Includes Overseas Ballot Votes


STATE OF CONNECTICUT
OFFICE OF THE SECRETARY OF THE STATE


We, the undersigned, having canvassed the Returns of the Presiding Officers of the Electors' Meetings
in the several towns of this State, hereby declare

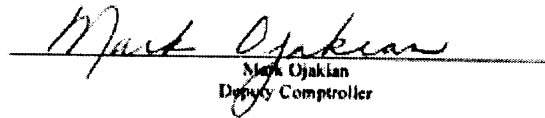
DAN MALLOY

elected GOVERNOR of the State of Connecticut for the term of four years from the
Wednesday following the first Monday of January,
Two Thousand Eleven.

Dated in Hartford, Connecticut
this twenty-fourth day of November
Two Thousand Ten


Susan Byrdewicz
Secretary of the State


Howard J. Rifkin
Deputy Treasurer


Mark Ojakian
Deputy Comptroller


STATE OF CONNECTICUT
OFFICE OF THE SECRETARY OF THE STATE


We, the undersigned, having canvassed the Returns of the Presiding Officers of the Electors' Meetings
in the several towns of this State, hereby declare

NANCY WYMAN

elected LIEUTENANT GOVERNOR of the State of Connecticut for the term of four years
from the Wednesday following the first Monday of January,
Two Thousand Eleven.

Dated in Hartford, Connecticut
this twenty-fourth day of November
Two Thousand Ten


Susan Bysiewicz
Secretary of the State


Howard O. Rifkin
Deputy Treasurer


Mark Ojakian
Deputy Comptroller

STATE OF CONNECTICUT


OFFICE OF THE SECRETARY OF THE STATE


We, the undersigned, having canvassed the Returns of the Presiding Officers of the Electors' Meetings in the several towns of this State, hereby declare:

RICHARD BLUMENTHAL

Elected UNITED STATES SENATOR in the Congress of the United States
For the term of six years from 12:00 noon on the 3rd day of January,
Two Thousand Eleven

Dated in Hartford, Connecticut
this twenty-fourth day of November
Two Thousand Ten


Susan Byrdewicz
Secretary of the State


Howard G. Birkle
Deputy Treasurer


Mark Ojakian
Deputy Comptroller


STATE OF CONNECTICUT


OFFICE OF THE SECRETARY OF THE STATE

We, the undersigned, having canvassed the Returns of the Presiding Officers of the Electors' Meetings in the towns comprising the several Congressional Districts of this State, hereby declare the following named persons elected REPRESENTATIVES in the ONE HUNDRED TWELTH CONGRESS of the United States for the term of two years from 12:00 noon on the 3rd day of January, Two Thousand Eleven:

Congressional District	Name
1	John B. Larson
2	Joe Courtney
3	Rosa L. DeLauro
4	Jim Himes
5	Chris Murphy

Dated in Hartford, Connecticut
this twenty-fourth day of November
Two Thousand Ten


Susan Bykiewicz
Secretary of the State


Howard G. Rifkin
Deputy Treasurer



Mark Ojakian
Deputy Comptroller

STATE OF CONNECTICUT
OFFICE OF THE SECRETARY OF THE STATE

We, the undersigned, having canvassed the Returns of the Presiding Officers of the Electors' Meetings in the towns comprising the different Senatorial Districts of this State, hereby declare the following named persons elected STATE SENATORS for the term of two years from the Wednesday following the first Monday of January, Two Thousand Eleven:

<u>Senatorial District</u>	<u>NAME</u>	<u>Senatorial District</u>	<u>NAME</u>
1	John W. Fonfara	19	Edith G. Prague
2	Eric D. Coleman	20	Andrea L. Stillman
3	Gary D. LeBeau	21	Kevin C. Kelly
4	Steve Cassano	22	Anthony J. Musto
5	Beth Bye	23	Edwin A. Gomes
6	Donald J. DeFronzo	24	Michael A. McLachlan
7	John A. Kissel	25	Bob Duff
8	Kevin Wikos	26	Toni Boucher
9	Paul R. Doyle	27	Andrew J. McDonald
10	Toni N. Harp	28	John McKinney
11	Martin M. Looney	29	Donald E. Williams
12	Edward Meyer	30	Andrew Roraback
13	Thomas P. Gaffey	31	Jason Welch
14	Gayle Slossberg	32	Robert J. Kane
15	Joan V. Hartley	33	Eileen M. Daily
16	Joe Markley	34	Leonard A. Fasano
17	Joe Crisco	35	Tony Guglielmo
18	Andrew M. Maynard	36	L. Scott Frantz

Dated in Hartford, Connecticut
 this twenty-fourth day of November
 Two Thousand Ten



 Susan Bysiewicz
 Secretary of the State



 Howard G. Rifkin
 Deputy Treasurer



 Mark Ojakian
 Deputy Comptroller

STATE OF CONNECTICUT
OFFICE OF THE SECRETARY OF THE STATE


We, the undersigned, having canvassed the Returns of the Presiding Officers of the Electors' Meetings in the towns comprising the different Assembly Districts of this State, hereby declare the following named persons elected STATE REPRESENTATIVES for the term of two years from the Wednesday following the first Monday of January, Two Thousand Eleven:


<u>Assembly District</u>	<u>NAME</u>	<u>Assembly District</u>	<u>NAME</u>
1	Matthew Ritter	28	Russell A. Morin
2	Dan Carter	29	Antonio "Tony" Guerrero
3	Minnie Gonzalez	30	Joe Arcsimowicz
4	Kelvin Roldan	31	Prasad Srinivasan
5	Marie Lopez Kirkley-Bey	32	Christie Carpino
6	Hector Robles	33	Joseph C. Serra
7	Douglas McCrory	34	Gail K. Hamm
8	Timothy J. Ackert	35	James Crawford
9	Jason Rojas	36	James Field Spallone
10	Henry Genga	37	Ed Jutila
11	Timothy D. Larson	38	Elizabeth B. Ritter
12	Geoff Luxenberg	39	Ernest Hewett
13	John W. Thompson	40	Edward E. Moukawsher
14	Bill Aman	41	Elissa T. Wright
15	David Baram	42	Tom Reynolds
16	Linda Schofield	43	Diana S. Urban
17	Timothy B. McGeyt	44	Mae Flexer
18	Andrew M. Fleischmann	45	Steven Mikutiel
19	Brian Becker	46	Melissa Olson
20	David McCluskey	47	Christopher Couss
21	Bill Wadsworth	48	Linda A. Orange
22	Elizabeth "Betty" Boukus	49	Susan Johnson
23	Marilyn Giuliano	50	Mike Alberts
24	Tim O'Brien	51	Daniel S. Rovero
25	John C. Geragosian	52	Penny Bacchiocchi
26	Peter A. Tercyak	53	Bryan Hurfburt
27	Sandy Nafis	54	Gregory Haddad


<u>Assembly District</u>	<u>NAME</u>	<u>Assembly District</u>	<u>NAME</u>
55	Pamela Z. Sawyer	89	Vickie Orsini Nardello
56	Claire L. Janowski	90	Mary G. Fritz
57	Christopher Davis	91	Peter Villano
58	Kathleen M. Tallarita	92	Patricia A. Dillon
59	David William Kiner	93	Toni Edmonds-Walker
60	Peggy Sayers	94	Gary Winfield
61	Elaine O'Brien	95	Juan Candelaria
62	Bill Simanski	96	Roland J. Lemar
63	John Rigby	97	Robert W. Megna
64	Roberta B. Willis	98	Patricia M. Widlitz
65	Michelle L. Cook	99	Mike Lawlor
66	Craig A. Miner	100	Matt Lesser
67	Clark J. Chapin	101	Deb Heinrich
68	Sean Williams	102	Lonnie Reed
69	Arthur J. O'Neill	103	Al Adinolfi
70	Rosa C. Rebinbas	104	Linda M. Gentile
71	Anthony J. D'Amelio	105	Leonard Greene, Jr.
72	Larry B. Butler	106	Christopher Lyddy
73	Jeffrey J. Berger	107	David A. Scribner
74	Selim G. Noujaim	108	Richard A. Smith
75	David Aklarondo	109	Joe Taborsak
76	John Piscopo	110	Bob Godfrey
77	Christopher A. Wright	111	John H. Frey
78	Whit Betts	112	Debralee Hovey
79	Frank N. Nicastro, Sr.	113	Jason Perillo
80	Robert C. Sampson	114	Themis Klarides
81	Bruce "Zeke" Zalaski	115	Stephen Dargan
82	Emil "Buddy" Ahobello	116	Lou Esposito
83	Catherine F. Abercrombie	117	Paul Davis
84	Christopher G. Donovan	118	Kim Rose
85	Mary M. Mushinsky	119	Richard Roy
86	Vincent J. Candelora	120	Laura Hoydick
87	Dave Yaccarino	121	Terry Bucker
88	Brendan Sharkey	122	Lawrence Miller

<u>Assembly District</u>	<u>NAME</u>	<u>Assembly District</u>	<u>NAME</u>
123	T. R. Rowe	138	Janice Giegler
124	Charles "Don" Clemons, Jr.	139	Kevin Ryan
125	John W. Hetherington	140	Bruce V. Morris
126	Christopher L. Caruso	141	Terrie E. Wood
127	John (Jack) Hennessy	142	Lawrence F. Cafero, Jr.
128	Andres Ayala, Jr.	143	Gail Lavielle
129	Auden Grogins	144	Michael Molgano
130	Ezequiel Santiago	145	Patricia Billie Miller
131	David K. Labriola	146	Gerald Fox, III
132	Brenda L. Kupchick	147	William Tong
133	Kim Fawcett	148	Carlo Leone
134	Tony Hwang	149	Livvy R. Floren
135	John T. Shaban	150	Lile R. Gibbons
136	Jonathan Steinberg	151	Fred Camillo
137	Chris Perone		

Dated in Hartford, Connecticut
 this twenty-fourth day of November
 Two Thousand Ten


 Susan Bystiel
 Secretary of the State


 Howard G. Rifkin
 Deputy Treasurer


 Mark Ojakian
 Deputy Comptroller