



STATE OF CONNECTICUT
SECRETARY OF THE STATE

STATEMENT OF VOTE

GENERAL ELECTION

NOVEMBER 4, 2014

TABULATED FROM RETURNS AS
RECORDED BY THE MODERATORS
AND FILED WITH THE OFFICE OF
SECRETARY OF THE STATE

PRINTED IN COMPLIANCE WITH STATUTE

HARTFORD

11/04/2014-General

Election Results for Judge of Probate

Probate District 39

| | | |
|--------------|------------------|--------------|
| | Democratic | |
| | Mark J DeGennaro | |
| West Haven | | 10077 |
| Total | | 10077 |

Probate District 40

| | | |
|--------------|-----------------|------------------------|
| | Republican | Democratic |
| | Thomas A Miller | Beverly Streit-Kefalas |
| Milford | 7112 | 10581 |
| Orange | 2790 | 2724 |
| Total | 9902 | 13305 |

11/04/2014-General

Election Results for Judge of Probate

Probate District 41

| | | |
|--------------|------------------|--------------|
| | Democratic | |
| | Clifford P Hoyle | |
| Ansonia | | 3447 |
| Derby | | 2232 |
| Seymour | | 3515 |
| Woodbridge | | 2452 |
| Total | | 11646 |

Probate District 42

| | | |
|--------------|----------------|-------------|
| | Republican | |
| | Fred J Anthony | |
| Shelton | | 9924 |
| Total | | 9924 |

11/04/2014-General

Election Results for Judge of Probate

Probate District 43

| | | |
|--------------|----------------|--------------|
| | Republican | |
| | Dianne E Yamin | |
| Danbury | | 10248 |
| Total | | 10248 |

Probate District 44

| | | |
|---------------|------------------|--------------|
| | Republican | |
| | Martin Landgrebe | |
| Bridgewater | | 660 |
| Brookfield | | 4108 |
| New Fairfield | | 2658 |
| New Milford | | 6509 |
| Sherman | | 952 |
| Total | | 14887 |

11/04/2014-General

Election Results for Judge of Probate

Probate District 45

| | Republican | Democratic |
|--------------|-------------------|--------------------|
| | Joseph A Egan, Jr | Steven Boa DeMoura |
| Bethel | 3417 | 2523 |
| Newtown | 5861 | 3748 |
| Redding | 2162 | 1473 |
| Ridgefield | 6554 | 2445 |
| Total | 17994 | 10189 |

Probate District 46

| | Republican | Democratic | Independent |
|--------------|--------------|-----------------|-------------|
| | T.R. Rowe | Matthew C Reale | T.R. Rowe |
| Easton | 1798 | 1090 | |
| Monroe | 4035 | 2699 | 163 |
| Trumbull | 8152 | 4584 | 304 |
| Total | 13985 | 8373 | 467 |

11/04/2014-General

Election Results for Judge of Probate

Probate District 47

| | Republican | Democratic |
|--------------|----------------|---------------|
| | Kurt M Ahlberg | Kent M Miller |
| Stratford | 8042 | 6936 |
| Total | 8042 | 6936 |

Probate District 48

| | Democratic |
|--------------|--------------|
| | Paul J Ganim |
| Bridgeport | 15560 |
| Total | 15560 |

11/04/2014-General

Election Results for Judge of Probate

Probate District 49

| | | |
|--------------|-----------------|--------------|
| | Republican | |
| | Daniel F Caruso | |
| Fairfield | | 14035 |
| Total | | 14035 |

Probate District 50

| | | |
|--------------|---------------|-------------|
| | Republican | |
| | Lisa K Wexler | |
| Weston | | 2413 |
| Westport | | 6350 |
| Total | | 8763 |

11/04/2014-General

Election Results for Judge of Probate

Probate District 51

| | Republican | Democratic |
|--------------|----------------------|------------------|
| | Anthony J DePanfilis | Darnell Crosland |
| Norwalk | 12057 | 9249 |
| Wilton | 4573 | 2039 |
| Total | 16630 | 11288 |

Probate District 52

| | Republican |
|--------------|----------------------|
| | William P Osterndorf |
| Darien | 5298 |
| New Canaan | 5473 |
| Total | 10771 |

11/04/2014-General

Election Results for Judge of Probate

Probate District 53

| | Democratic | Green |
|--------------|-----------------|-----------------|
| | Gerald Fox, III | Thaddeus Hanser |
| Stamford | 19938 | 2686 |
| Total | 19938 | 2686 |

Probate District 54

| | Republican |
|--------------|----------------|
| | David W Hopper |
| Greenwich | 13291 |
| Total | 13291 |

NOVEMBER 4, 2014 STATE ELECTION CONSTITUTIONAL QUESTIONS ON THE BALLOT

| Town | 1. Shall the Constitution of the State be amended to remove restrictions concerning absentee ballots and to permit a person to vote without appearing at a polling place on the day of an election? | |
|---------------|---|----------|
| | YES VOTES | NO VOTES |
| Andover | 516 | 653 |
| Ansonia | 1920 | 2514 |
| Ashford | 689 | 829 |
| Avon | 3379 | 3632 |
| Barkhamsted | 524 | 920 |
| Beacon Falls | 703 | 1151 |
| Berlin | 3038 | 4781 |
| Bethany | 1026 | 1232 |
| Bethel | 2334 | 2749 |
| Bethlehem | 557 | 808 |
| Bloomfield | 4490 | 2767 |
| Bolton | 1050 | 1201 |
| Bozrah | 355 | 493 |
| Branford | 4613 | 4641 |
| Bridgeport | 7341 | 6213 |
| Bridgewater | 399 | 472 |
| Bristol | 7066 | 9373 |
| Brookfield | 2724 | 3268 |
| Brooklyn | 875 | 1306 |
| Burlington | 1520 | 1987 |
| Canaan | 266 | 170 |
| Canterbury | 591 | 1062 |
| Canton | 1945 | 2293 |
| Chaplin | 310 | 392 |
| Cheshire | 5220 | 5930 |
| Chester | 766 | 605 |
| Clinton | 1988 | 2252 |
| Colchester | 2415 | 2938 |
| Colebrook | 229 | 374 |
| Columbia | 1082 | 1360 |
| Cornwall | 406 | 240 |
| Coventry | 2060 | 2489 |
| Cromwell | 2429 | 2824 |
| Danbury | 5707 | 6490 |
| Darien | 3181 | 3091 |
| Deep River | 880 | 918 |
| Derby | 1287 | 1719 |
| Durham | 1255 | 1667 |
| East Granby | 843 | 986 |
| East Haddam | 1531 | 1909 |
| East Hampton | 2030 | 2725 |
| East Hartford | 5116 | 5536 |

NOVEMBER 4, 2014 STATE ELECTION CONSTITUTIONAL QUESTIONS ON THE BALLOT

| Town | 1. Shall the Constitution of the State be amended to remove restrictions concerning absentee ballots and to permit a person to vote without appearing at a polling place on the day of an election? | |
|--------------|---|----------|
| | YES VOTES | NO VOTES |
| East Haven | 2489 | 3728 |
| East Lyme | 3428 | 3053 |
| East Windsor | 1376 | 1985 |
| Eastford | 215 | 348 |
| Easton | 1270 | 1403 |
| Ellington | 2305 | 3002 |
| Enfield | 5055 | 6544 |
| Essex | 1334 | 1350 |
| Fairfield | 9632 | 8679 |
| Farmington | 4811 | 4937 |
| Franklin | 335 | 431 |
| Glastonbury | 6237 | 6874 |
| Goshen | 470 | 777 |
| Granby | 1916 | 2494 |
| Greenwich | 8418 | 8437 |
| Griswold | 1146 | 1702 |
| Groton | 4353 | 4196 |
| Guilford | 4970 | 3935 |
| Haddam | 1370 | 1721 |
| Hamden | 8358 | 6823 |
| Hampton | 359 | 397 |
| Hartford | 6177 | 3174 |
| Hartland | 266 | 575 |
| Harwinton | 752 | 1445 |
| Hebron | 1690 | 1971 |
| Kent | 655 | 485 |
| Killingly | 1682 | 2398 |
| Killingworth | 1109 | 1401 |
| Lebanon | 1022 | 1536 |
| Ledyard | 2095 | 2240 |
| Lisbon | 609 | 731 |
| Litchfield | 1402 | 1930 |
| Lyme | 570 | 472 |
| Madison | 3595 | 3294 |
| Manchester | 7609 | 7667 |
| Mansfield | 3501 | 1912 |
| Marlborough | 1106 | 1387 |
| Meriden | 4665 | 5643 |
| Middlebury | 1175 | 1778 |
| Middlefield | 732 | 945 |
| Middletown | 6553 | 6520 |
| Milford | 7332 | 8639 |

NOVEMBER 4, 2014 STATE ELECTION CONSTITUTIONAL QUESTIONS ON THE BALLOT

| Town | 1. Shall the Constitution of the State be amended to remove restrictions concerning absentee ballots and to permit a person to vote without appearing at a polling place on the day of an election? | |
|------------------|---|----------|
| | YES VOTES | NO VOTES |
| Monroe | 3073 | 3724 |
| Montville | 2073 | 2750 |
| Morris | 313 | 552 |
| Naugatuck | 2869 | 4877 |
| New Britain | 3897 | 3961 |
| New Canaan | 3174 | 3510 |
| New Fairfield | 1745 | 2204 |
| New Hartford | 1033 | 1679 |
| New Haven | 14155 | 6452 |
| New London | 2308 | 1683 |
| New Milford | 3597 | 3937 |
| Newington | 4293 | 5414 |
| Newtown | 4480 | 4507 |
| Norfolk | 321 | 314 |
| North Branford | 1760 | 2771 |
| North Canaan | 431 | 407 |
| North Haven | 3531 | 4807 |
| North Stonington | 931 | 1040 |
| Norwalk | 10248 | 8596 |
| Norwich | 3792 | 3965 |
| Old Lyme | 1506 | 1368 |
| Old Saybrook | 1877 | 2011 |
| Orange | 2191 | 2832 |
| Oxford | 1623 | 2811 |
| Plainfield | 1287 | 2082 |
| Plainville | 1993 | 2952 |
| Plymouth | 1312 | 2356 |
| Pomfret | 697 | 783 |
| Portland | 1220 | 1794 |
| Preston | 607 | 836 |
| Prospect | 1239 | 2414 |
| Putnam | 930 | 1344 |
| Redding | 1879 | 1611 |
| Ridgefield | 4297 | 4006 |
| Rocky Hill | 2725 | 3494 |
| Roxbury | 455 | 560 |
| Salem | 690 | 823 |
| Salisbury | 1028 | 588 |
| Scotland | 181 | 350 |
| Seymour | 2027 | 2974 |
| Sharon | 562 | 436 |
| Shelton | 5235 | 7379 |

NOVEMBER 4, 2014 STATE ELECTION CONSTITUTIONAL QUESTIONS ON THE BALLOT

| Town | 1. Shall the Constitution of the State be amended to remove restrictions concerning absentee ballots and to permit a person to vote without appearing at a polling place on the day of an election? | |
|---------------|---|----------|
| | YES VOTES | NO VOTES |
| Sherman | 625 | 709 |
| Simsbury | 4735 | 4936 |
| Somers | 1230 | 2008 |
| South Windsor | 4674 | 4864 |
| Southbury | 3477 | 4112 |
| Southington | 6276 | 9516 |
| Sprague | 278 | 527 |
| Stafford | 1545 | 2255 |
| Stamford | 13229 | 10703 |
| Sterling | 310 | 576 |
| Stonington | 3099 | 2776 |
| Stratford | 6387 | 7632 |
| Suffield | 1818 | 2556 |
| Thomaston | 780 | 1634 |
| Thompson | 902 | 1411 |
| Tolland | 2614 | 3207 |
| Torrington | 3784 | 5897 |
| Trumbull | 5016 | 7238 |
| Union | 134 | 216 |
| Vernon | 3728 | 4301 |
| Voluntown | 341 | 537 |
| Wallingford | 5841 | 7858 |
| Warren | 269 | 351 |
| Washington | 606 | 510 |
| Waterbury | 6811 | 10137 |
| Waterford | 3489 | 3581 |
| Watertown | 2505 | 4975 |
| West Hartford | 12586 | 8484 |
| West Haven | 4459 | 5164 |
| Westbrook | 1098 | 1191 |
| Weston | 1984 | 1376 |
| Westport | 5565 | 3480 |
| Wethersfield | 4306 | 5125 |
| Willington | 861 | 1006 |
| Wilton | 3327 | 2955 |
| Winchester | 1247 | 1962 |
| Windham | 2103 | 2000 |
| Windsor | 5075 | 4620 |
| Windsor Locks | 1619 | 2167 |
| Wolcott | 1907 | 3809 |
| Woodbridge | 2086 | 1472 |
| Woodbury | 1493 | 2057 |

**NOVEMBER 4, 2014 STATE ELECTION
CONSTITUTIONAL QUESTIONS ON THE BALLOT**

| | | |
|-------------------|---|-----------------|
| | 1. Shall the Constitution of the State be amended to remove restrictions concerning absentee ballots and to permit a person to vote without appearing at a polling place on the day of an election? | |
| Town | YES VOTES | NO VOTES |
| Woodstock | 1196 | 1417 |
| TOTAL..... | 449800 | 494181 |

11/04/2014-General

Election Day Registration, Turnout and Absentee Ballot Statistics

| Town | *Names on Official Check List (Active) | *Number Checked as Having Voted | Percentage Checked as Having Voted | Number of *Absentee Ballots Received from Town Clerk | Number of *Absentee Ballots Rejected | Number of *Absentee Ballots Voted |
|--------------|---|--|---|---|---|--|
| Andover | 2,036 | 1,368 | 67.19% | 39 | 0 | 39 |
| Ansonia | 9,454 | 4,858 | 51.39% | 163 | 2 | 161 |
| Ashford | 2,658 | 1,706 | 64.18% | 42 | 1 | 41 |
| Avon | 11,558 | 7,781 | 67.32% | 583 | 9 | 574 |
| Barkhamsted | 2,604 | 1,602 | 61.52% | 58 | 0 | 58 |
| Beacon Falls | 3,908 | 2,113 | 54.07% | 95 | 10 | 85 |
| Berlin | 12,912 | 8,794 | 68.11% | 354 | 7 | 347 |
| Bethany | 3,893 | 2,501 | 64.24% | 113 | 1 | 112 |
| Bethel | 11,320 | 6,404 | 56.57% | 251 | 0 | 251 |
| Bethlehem | 2,503 | 1,715 | 68.52% | 78 | 1 | 77 |
| Bloomfield | 12,707 | 8,444 | 66.45% | 606 | 6 | 600 |
| Bolton | 3,224 | 2,346 | 72.77% | 68 | 1 | 67 |
| Bozrah | 1,706 | 1,008 | 59.09% | 38 | 3 | 35 |
| Branford | 18,025 | 10,869 | 60.30% | 625 | 13 | 612 |
| Bridgeport | 58,076 | 21,760 | 37.47% | 1,375 | 64 | 1,311 |
| Bridgewater | 1,284 | 942 | 73.36% | 68 | 1 | 67 |
| Bristol | 31,760 | 17,835 | 56.16% | 710 | 18 | 692 |
| Brookfield | 9,878 | 6,282 | 63.60% | 226 | 2 | 224 |
| Brooklyn | 4,683 | 2,441 | 52.12% | 74 | 4 | 70 |
| Burlington | 6,081 | 3,919 | 64.45% | 153 | 1 | 152 |
| Canaan | 778 | 471 | 60.54% | 46 | 0 | 46 |
| Canterbury | 3,315 | 1,981 | 59.76% | 62 | 4 | 58 |
| Canton | 7,061 | 4,456 | 63.11% | 213 | 3 | 210 |
| Chaplin | 1,330 | 854 | 64.21% | 11 | 0 | 11 |
| Cheshire | 17,057 | 11,602 | 68.02% | 687 | 13 | 674 |
| Chester | 2,471 | 1,643 | 66.49% | 85 | 0 | 85 |
| Clinton | 9,285 | 5,156 | 55.53% | 211 | 7 | 204 |
| Colchester | 10,136 | 6,080 | 59.98% | 232 | 5 | 227 |
| Colebrook | 1,075 | 692 | 64.37% | 14 | 0 | 14 |
| Columbia | 3,623 | 2,527 | 69.75% | 116 | 0 | 116 |
| Cornwall | 983 | 735 | 74.77% | 59 | 1 | 58 |
| Coventry | 7,111 | 4,823 | 67.82% | 177 | 1 | 176 |
| Cromwell | 9,328 | 5,522 | 59.20% | 270 | 3 | 267 |
| Danbury | 34,631 | 16,129 | 46.57% | 698 | 10 | 688 |
| Darien | 12,251 | 7,171 | 58.53% | 428 | 4 | 424 |
| Deep River | 3,153 | 1,930 | 61.21% | 81 | 3 | 78 |
| Derby | 5,398 | 3,327 | 61.63% | 143 | 2 | 141 |
| Durham | 5,036 | 3,283 | 65.19% | 135 | 1 | 134 |
| East Granby | 3,519 | 2,299 | 65.33% | 72 | 2 | 70 |
| East Haddam | 5,834 | 3,678 | 63.04% | 164 | 6 | 158 |
| East Hampton | 7,775 | 5,294 | 68.09% | 188 | 5 | 183 |

11/04/2014-General

Election Day Registration, Turnout and Absentee Ballot Statistics

| Town | *Names on Official Check List (Active) | *Number Checked as Having Voted | Percentage Checked as Having Voted | Number of *Absentee Ballots Received from Town Clerk | Number of *Absentee Ballots Rejected | Number of *Absentee Ballots Voted |
|----------------------|---|--|---|---|---|--|
| East Hartford | 25,531 | 12,205 | 47.80% | 367 | 11 | 356 |
| East Haven | 15,047 | 8,174 | 54.32% | 440 | 9 | 431 |
| East Lyme | 10,907 | 7,465 | 68.44% | 453 | 7 | 446 |
| East Windsor | 7,198 | 3,647 | 50.67% | 117 | 4 | 113 |
| Eastford | 1,174 | 725 | 61.75% | 25 | 0 | 25 |
| Easton | 5,177 | 3,008 | 58.10% | 120 | 3 | 117 |
| Ellington | 9,402 | 5,709 | 60.72% | 171 | 1 | 170 |
| Enfield | 21,637 | 12,423 | 57.42% | 504 | 15 | 489 |
| Essex | 4,657 | 3,242 | 69.62% | 238 | 4 | 234 |
| Fairfield | 36,865 | 20,998 | 56.96% | 1,047 | 25 | 1,022 |
| Farmington | 17,311 | 10,599 | 61.23% | 584 | 13 | 571 |
| Franklin | 1,207 | 843 | 69.84% | 29 | 0 | 29 |
| Glastonbury (1st CD) | 19,854 | 13,772 | 69.37% | 908 | 19 | 889 |
| Glastonbury (2nd CD) | 1,106 | 773 | 69.89% | 43 | 0 | 43 |
| Goshen | 2,048 | 1,439 | 70.26% | 88 | 2 | 86 |
| Granby | 7,058 | 4,800 | 68.01% | 207 | 1 | 206 |
| Greenwich | 32,376 | 19,117 | 59.05% | 1,389 | 15 | 1,374 |
| Griswold | 6,618 | 3,690 | 55.76% | 78 | 5 | 73 |
| Groton | 17,996 | 9,917 | 55.11% | 573 | 9 | 564 |
| Guilford | 14,132 | 10,056 | 71.16% | 703 | 16 | 687 |
| Haddam | 5,772 | 3,761 | 65.16% | 182 | 12 | 170 |
| Hamden | 33,235 | 18,726 | 56.34% | 865 | 31 | 834 |
| Hampton | 1,183 | 829 | 70.08% | 15 | 0 | 15 |
| Hartford | 48,694 | 15,668 | 32.18% | 1,309 | 23 | 1,286 |
| Hartland | 1,530 | 932 | 60.92% | 25 | 0 | 25 |
| Harwinton | 4,082 | 2,453 | 60.09% | 90 | 1 | 89 |
| Hebron | 6,447 | 4,065 | 63.05% | 147 | 2 | 145 |
| Kent | 1,891 | 1,284 | 67.90% | 99 | 2 | 97 |
| Killingly | 9,283 | 4,409 | 47.50% | 146 | 4 | 142 |
| Killingworth | 4,306 | 2,936 | 68.18% | 167 | 4 | 163 |
| Lebanon | 4,318 | 2,884 | 66.79% | 97 | 2 | 95 |
| Ledyard | 8,402 | 5,073 | 60.38% | 195 | 4 | 191 |
| Lisbon | 2,576 | 1,561 | 60.60% | 44 | 0 | 44 |
| Litchfield | 5,210 | 3,663 | 70.31% | 210 | 3 | 207 |
| Lyme | 1,788 | 1,218 | 68.12% | 69 | 3 | 66 |
| Madison | 13,259 | 8,044 | 60.67% | 526 | 8 | 518 |
| Manchester | 26,832 | 16,615 | 61.92% | 788 | 13 | 775 |
| Mansfield | 11,357 | 5,704 | 50.22% | 290 | 0 | 290 |
| Marlborough | 4,011 | 2,735 | 68.19% | 118 | 1 | 117 |
| Meriden | 28,312 | 14,546 | 51.38% | 747 | 18 | 729 |
| Middlebury | 5,215 | 3,255 | 62.42% | 186 | 4 | 182 |

11/04/2014-General

Election Day Registration, Turnout and Absentee Ballot Statistics

| Town | *Names on Official Check List (Active) | *Number Checked as Having Voted | Percentage Checked as Having Voted | Number of *Absentee Ballots Received from Town Clerk | Number of *Absentee Ballots Rejected | Number of *Absentee Ballots Voted |
|---------------------|---|--|---|---|---|--|
| Middlefield | 3,132 | 2,015 | 64.34% | 92 | 2 | 90 |
| Middletown (1st CD) | 2,577 | 1,732 | 67.21% | 76 | 0 | 76 |
| Middletown (3rd CD) | 19,565 | 12,528 | 64.03% | 810 | 16 | 794 |
| Milford | 33,249 | 18,602 | 55.95% | 906 | 30 | 876 |
| Monroe | 11,779 | 7,239 | 61.46% | 254 | 4 | 250 |
| Montville | 8,451 | 5,377 | 63.63% | 156 | 5 | 151 |
| Morris | 1,657 | 1,025 | 61.86% | 45 | 1 | 44 |
| Naugatuck | 16,888 | 8,329 | 49.32% | 230 | 4 | 226 |
| New Britain | 25,640 | 13,112 | 51.14% | 651 | 26 | 625 |
| New Canaan | 12,857 | 7,172 | 55.78% | 525 | 4 | 521 |
| New Fairfield | 9,503 | 4,596 | 48.36% | 213 | 0 | 213 |
| New Hartford | 4,394 | 3,086 | 70.23% | 127 | 4 | 123 |
| New Haven | 70,832 | 27,127 | 38.30% | 1,170 | 59 | 1,111 |
| New London | 14,462 | 5,253 | 36.32% | 266 | 5 | 261 |
| New Millford | 16,401 | 8,455 | 51.55% | 311 | 6 | 305 |
| Newington | 17,406 | 10,771 | 61.88% | 486 | 3 | 483 |
| Newtown | 17,125 | 10,264 | 59.94% | 493 | 3 | 490 |
| Norfolk | 1,033 | 738 | 71.44% | 46 | 1 | 45 |
| North Branford | 8,956 | 5,141 | 57.40% | 217 | 4 | 213 |
| North Canaan | 1,982 | 1,103 | 55.65% | 81 | 1 | 80 |
| North Haven | 15,308 | 9,533 | 62.27% | 394 | 1 | 393 |
| North Stonington | 3,794 | 2,123 | 55.96% | 74 | 0 | 74 |
| Norwalk | 44,394 | 22,492 | 50.66% | 962 | 20 | 942 |
| Norwich | 19,546 | 8,411 | 43.03% | 407 | 5 | 402 |
| Old Lyme | 5,114 | 3,577 | 69.95% | 235 | 1 | 234 |
| Old Saybrook | 7,585 | 4,682 | 61.73% | 374 | 3 | 371 |
| Orange | 10,354 | 5,833 | 56.34% | 361 | 17 | 344 |
| Oxford | 8,751 | 4,911 | 56.12% | 153 | 4 | 149 |
| Plainfield | 8,643 | 3,845 | 44.49% | 89 | 0 | 89 |
| Plainville | 10,587 | 6,001 | 56.68% | 175 | 7 | 168 |
| Plymouth | 7,383 | 3,873 | 52.46% | 105 | 2 | 103 |
| Pomfret | 2,488 | 1,575 | 63.30% | 60 | 3 | 57 |
| Portland | 5,480 | 3,773 | 68.85% | 229 | 15 | 214 |
| Preston | 2,964 | 1,710 | 57.69% | 70 | 1 | 69 |
| Prospect | 6,126 | 4,181 | 68.25% | 137 | 1 | 136 |
| Putnam | 5,203 | 2,422 | 46.55% | 73 | 1 | 72 |
| Redding | 6,957 | 3,831 | 55.07% | 277 | 5 | 272 |
| Ridgefield | 16,644 | 9,446 | 56.75% | 632 | 8 | 624 |
| Rocky Hill | 10,956 | 6,961 | 63.54% | 376 | 10 | 366 |
| Roxbury | 1,691 | 1,157 | 68.42% | 122 | 3 | 119 |
| Salem | 2,432 | 1,695 | 69.70% | 65 | 0 | 65 |

11/04/2014-General

Election Day Registration, Turnout and Absentee Ballot Statistics

| Town | *Names on Official Check List (Active) | *Number Checked as Having Voted | Percentage Checked as Having Voted | Number of *Absentee Ballots Received from Town Clerk | Number of *Absentee Ballots Rejected | Number of *Absentee Ballots Voted |
|---------------------|---|--|---|---|---|--|
| Salisbury | 2,898 | 1,761 | 60.77% | 254 | 6 | 248 |
| Scotland | 1,118 | 679 | 60.73% | 21 | 1 | 20 |
| Seymour | 9,495 | 5,415 | 57.03% | 146 | 0 | 146 |
| Sharon | 1,625 | 1,114 | 68.55% | 131 | 0 | 131 |
| Shelton (3rd CD) | 1,211 | 634 | 52.35% | 11 | 1 | 10 |
| Shelton (4th CD) | 22,020 | 12,959 | 58.85% | 628 | 7 | 621 |
| Sherman | 2,603 | 1,492 | 57.32% | 99 | 2 | 97 |
| Simsbury | 16,208 | 10,520 | 64.91% | 684 | 13 | 671 |
| Somers | 5,602 | 3,693 | 65.92% | 143 | 6 | 137 |
| South Windsor | 15,566 | 10,181 | 65.41% | 487 | 6 | 481 |
| Southbury | 13,571 | 8,439 | 62.18% | 496 | 16 | 480 |
| Southington | 25,861 | 16,514 | 63.86% | 724 | 8 | 716 |
| Sprague | 1,674 | 1,113 | 66.49% | 39 | 0 | 39 |
| Stafford | 7,531 | 4,406 | 58.50% | 156 | 3 | 153 |
| Stamford | 58,769 | 30,095 | 51.21% | 1,949 | 68 | 1,881 |
| Sterling | 2,205 | 1,055 | 47.85% | 21 | 0 | 21 |
| Stonington | 12,514 | 7,373 | 58.92% | 530 | 4 | 526 |
| Stratford | 31,600 | 15,934 | 50.42% | 649 | 13 | 636 |
| Suffield | 8,268 | 5,251 | 63.51% | 303 | 4 | 299 |
| Thomaston | 4,350 | 2,864 | 65.84% | 113 | 6 | 107 |
| Thompson | 5,329 | 2,689 | 50.46% | 102 | 3 | 99 |
| Tolland | 9,274 | 6,216 | 67.03% | 216 | 1 | 215 |
| Torrington (1st CD) | 8,861 | 5,243 | 59.17% | 262 | 2 | 260 |
| Torrington (5th CD) | 10,048 | 5,310 | 52.85% | 329 | 0 | 329 |
| Trumbull | 24,092 | 13,483 | 55.96% | 760 | 16 | 744 |
| Union | 603 | 405 | 67.16% | 14 | 0 | 14 |
| Vernon | 14,044 | 8,955 | 63.76% | 470 | 18 | 452 |
| Voluntown | 1,371 | 922 | 67.25% | 18 | 0 | 18 |
| Wallingford | 24,960 | 15,430 | 61.82% | 1,024 | 17 | 1,007 |
| Warren | 982 | 641 | 65.27% | 29 | 0 | 29 |
| Washington | 2,402 | 1,474 | 61.37% | 140 | 5 | 135 |
| Waterbury (3rd CD) | 10,124 | 3,875 | 38.28% | 207 | 5 | 202 |
| Waterbury (5th CD) | 46,450 | 16,856 | 36.29% | 952 | 26 | 926 |
| Waterford | 12,514 | 7,575 | 60.53% | 348 | 4 | 344 |
| Watertown | 14,525 | 8,630 | 59.41% | 294 | 13 | 281 |
| West Hartford | 39,509 | 22,248 | 56.31% | 0 | 0 | 1,743 |
| West Haven | 24,698 | 13,977 | 56.59% | 753 | 22 | 731 |
| Westbrook | 4,248 | 2,816 | 66.29% | 174 | 4 | 170 |
| Weston | 6,094 | 3,672 | 60.26% | 259 | 3 | 256 |
| Westport | 16,302 | 10,049 | 61.64% | 798 | 11 | 787 |
| Wethersfield | 16,276 | 10,713 | 65.82% | 391 | 6 | 385 |

11/04/2014-General

Election Day Registration, Turnout and Absentee Ballot Statistics

| Town | *Names on Official Check List (Active) | *Number Checked as Having Voted | Percentage Checked as Having Voted | Number of *Absentee Ballots Received from Town Clerk | Number of *Absentee Ballots Rejected | Number of *Absentee Ballots Voted |
|------------------|---|--|---|---|---|--|
| Willington | 3,178 | 2,109 | 66.36% | 62 | 0 | 62 |
| Wilton | 11,489 | 6,952 | 60.51% | 523 | 9 | 514 |
| Winchester | 6,786 | 3,542 | 52.20% | 135 | 1 | 134 |
| Windham | 10,350 | 5,278 | 51.00% | 187 | 0 | 187 |
| Windsor | 20,046 | 11,275 | 56.25% | 459 | 5 | 454 |
| Windsor Locks | 7,259 | 4,194 | 57.78% | 154 | 1 | 153 |
| Wolcott | 11,019 | 6,567 | 59.60% | 323 | 6 | 317 |
| Woodbridge | 6,513 | 3,785 | 58.11% | 283 | 6 | 277 |
| Woodbury | 6,742 | 4,235 | 62.82% | 221 | 9 | 212 |
| Woodstock | 4,895 | 2,947 | 60.20% | 145 | 5 | 140 |
| Statewide | 1,972,385 | 1,096,556 | 55.60% | 54,351 | 1,155 | 54,939 |

*Includes Overseas Ballot Votes


STATE OF CONNECTICUT
OFFICE OF THE SECRETARY OF THE STATE

We, the undersigned, having canvassed the Returns of the Presiding Officers of the Electors' Meetings in the several towns of this State, hereby declare

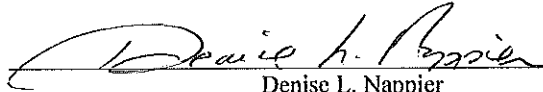
DANNEL P. MALLOY

elected GOVERNOR of the State of Connecticut for the term of four years from the Wednesday following the first Monday of January, Two Thousand Fifteen.

Dated in Hartford, Connecticut
this twenty-sixth day of November
Two Thousand Fourteen



Denise W. Merrill
Secretary of the State



Denise L. Nappier
Treasurer



P. Martha Carlson
Deputy Comptroller


STATE OF CONNECTICUT
OFFICE OF THE SECRETARY OF THE STATE

We, the undersigned, having canvassed the Returns of the Presiding Officers of the Electors' Meetings in the several towns of this State, hereby declare

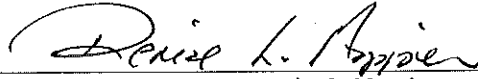
NANCY WYMAN

elected LIEUTENANT GOVERNOR of the State of Connecticut for the term of four years from the Wednesday following the first Monday of January, Two Thousand Fifteen.

Dated in Hartford, Connecticut
this twenty-sixth day of November
Two Thousand Fourteen



Denise W. Merrill
Secretary of the State



Denise L. Nappier
Treasurer



P. Martha Carlson
Deputy Comptroller


STATE OF CONNECTICUT

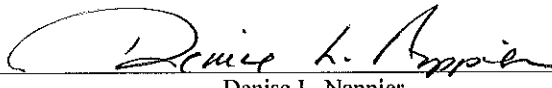
OFFICE OF THE SECRETARY OF THE STATE

We, the undersigned, having canvassed the Returns of the Presiding Officers of the Electors' Meetings in the towns comprising the several Congressional Districts of this State, hereby declare the following named persons elected REPRESENTATIVES in the ONE HUNDRED FOURTEENTH CONGRESS of the United States for the term of two years from 12:00 noon on the 3rd day of January, Two Thousand Fifteen:

| <u>Congressional District</u> | Name |
|-----------------------------------|-----------------|
| 1 | John B. Larson |
| 2 | Joe Courtney |
| 3 | Rosa L. DeLauro |
| 4 | Jim Himes |
| 5 | Elizabeth Esty |

Dated in Hartford, Connecticut
this twenty-sixth day of November
Two Thousand Fourteen


Denise W. Merrill
Secretary of the State


Denise L. Nappier
Treasurer



P. Martha Carlson
Deputy Comptroller

STATE OF CONNECTICUT
OFFICE OF THE SECRETARY OF THE STATE


We, the undersigned, having canvassed the Returns of the Presiding Officers of the Electors' Meetings in the towns comprising the different Senatorial Districts of this State, hereby declare the following named persons elected STATE SENATORS for the term of two years from the Wednesday following the first Monday of January, Two Thousand Fifteen:

| <u>Senatorial District</u> | <u>NAME</u> | <u>Senatorial District</u> | <u>NAME</u> |
|----------------------------|-------------------|----------------------------|----------------------|
| 1 | John W. Fonfara | 19 | Catherine A. Osten |
| 2 | Eric D. Coleman | 20 | Paul M. Formica |
| 3 | Timothy D. Larson | 21 | Kevin C. Kelly |
| 4 | Steve Cassano | 22 | Marilyn Moore |
| 5 | Beth Bye | 23 | Andres Ayala, Jr. |
| 6 | Terry Gerratana | 24 | Michael A. McLachlan |
| 7 | John A. Kissel | 25 | Bob Duff |
| 8 | Kevin D. Witkos | 26 | Toni Boucher |
| 9 | Paul R. Doyle | 27 | Carlo Leone |
| 10 | Gary Winfield | 28 | Tony Hwang |
| 11 | Martin M. Looney | 29 | Mae Flexer |
| 12 | Ted Kennedy, Jr. | 30 | Clark J. Chapin |
| 13 | Dante Bartolomeo | 31 | Henri Martin |
| 14 | Gayle Slossberg | 32 | Robert J. Kane |
| 15 | Joan V. Hartley | 33 | Art Linares |
| 16 | Joe Markley | 34 | Len Fasano |
| 17 | Joe Crisco | 35 | Tony Guglielmo |
| 18 | Andrew Maynard | 36 | L. Scott Frantz |

Dated in Hartford, Connecticut
this twenty-sixth day of November
Two Thousand Fourteen



Denise W. Merrill
Secretary of the State



Denise L. Nappier
Treasurer



P. Martha Carlson
Deputy Comptroller

STATE OF CONNECTICUT
OFFICE OF THE SECRETARY OF THE STATE


We, the undersigned, having canvassed the Returns of the Presiding Officers of the Electors' Meetings in the towns comprising the different Assembly Districts of this State, hereby declare the following named persons elected STATE REPRESENTATIVES for the term of two years from the Wednesday following the first Monday of January, Two Thousand Fifteen:

| <u>Assembly District</u> | <u>NAME</u> | <u>Assembly District</u> | <u>NAME</u> |
|--------------------------|--------------------------|--------------------------|-------------------------|
| 1 | Matthew Ritter | 28 | Russell A. Morin |
| 2 | Dan Carter | 29 | Antonio "Tony" Guerrero |
| 3 | Minnie Gonzalez | 30 | Joe Aresimowicz |
| 4 | Angel Arce | 31 | Prasad Srinivasan |
| 5 | Brandon McGee | 32 | Christie Carpino |
| 6 | Edwin Vargas | 33 | Joseph C. Serra |
| 7 | Douglas McCrory | 34 | Melissa Ziobron |
| 8 | Tim Ackert | 35 | Jesse MacLachlan |
| 9 | Jason Rojas | 36 | Philip Miller |
| 10 | Henry J. Genga | 37 | Ed Jutila |
| 11 | Jeffrey A. Currey | 38 | Kathleen M. McCarty |
| 12 | Kelly J.S. Luxenberg | 39 | Ernest Hewett |
| 13 | Mark Tweedie | 40 | John F. Scott |
| 14 | Bill Aman | 41 | Aundre Bumgardner |
| 15 | David A. Baram | 42 | Mike France |
| 16 | John Hampton | 43 | Diana S. Urban |
| 17 | Timothy B. LeGeyt | 44 | Christine Rosati |
| 18 | Andrew M. Fleischmann | 45 | Paul Brycki |
| 19 | Brian Becker | 46 | Emmett D. Riley |
| 20 | Joe Verrengia | 47 | Doug Dubitsky |
| 21 | Mike Demicco | 48 | Linda A. Orange |
| 22 | Elizabeth "Betty" Boukus | 49 | Susan Johnson |
| 23 | Devin R. Carney | 50 | Mike Alberts |
| 24 | Rick Lopes | 51 | Daniel S. Rovero |
| 25 | Robert (Bobby) Sanchez | 52 | Kurt Vail |
| 26 | Peter A. Tercyak | 53 | Sam Belsito |
| 27 | Gary Byron | 54 | Gregory Haddad |


| <u>Assembly District</u> | <u>NAME</u> | <u>Assembly District</u> | <u>NAME</u> |
|------------------------------|-------------------------|------------------------------|------------------------|
| 55 | Gayle Mulligan | 89 | Lezlye Zupkus |
| 56 | Claire L. Janowski | 90 | Mary G. Fritz |
| 57 | Christopher Davis | 91 | Michael D'Agostino |
| 58 | David Alexander | 92 | Patricia Dillon |
| 59 | David William Kiner | 93 | Toni Walker |
| 60 | Peggy Sayers | 94 | Robyn A. Porter |
| 61 | Tami Zawistowski | 95 | Juan Candelaria |
| 62 | Bill Simanski | 96 | Roland J. Lemar |
| 63 | Jay M. Case | 97 | Robert Megna |
| 64 | Roberta B. Willis | 98 | Sean Scanlon |
| 65 | Michelle L. Cook | 99 | James M. Albis |
| 66 | Craig A. Miner | 100 | Matt Lesser |
| 67 | Cecilia Buck-Taylor | 101 | Noreen S. Kokoruda |
| 68 | Eric C. Berthel | 102 | Lonnie Reed |
| 69 | Arthur O'Neill | 103 | Al Adinolfi |
| 70 | Rosa C. Rebimbas | 104 | Linda M. Gentile |
| 71 | Anthony J. D'Amelio | 105 | Theresa W. Conroy |
| 72 | Larry B. Butler | 106 | Mitch Bolinsky |
| 73 | Jeffrey J. Berger | 107 | David A. Scribner |
| 74 | Selim G. Noujaim | 108 | Richard A. Smith |
| 75 | Victor Cuevas | 109 | David Arconti, Jr. |
| 76 | John Piscopo | 110 | Bob Godfrey |
| 77 | Cara Christine Pavalock | 111 | John H. Frey |
| 78 | Whit Betts | 112 | JP Sredzinski |
| 79 | Frank N. Nicastro, Sr. | 113 | Jason Perillo |
| 80 | Rob Sampson | 114 | Themis Klarides |
| 81 | David Zoni | 115 | Stephen D. Dargan |
| 82 | Emil "Buddy" Altobello | 116 | Louis P. Esposito, Jr. |
| 83 | Catherine Abercrombie | 117 | Charles J. Ferraro |
| 84 | Hilda E. Santiago | 118 | Kim Rose |
| 85 | Mary M. Mushinsky | 119 | Pam Staneski |
| 86 | Vincent J. Candelora | 120 | Laura R. Hoydick |
| 87 | David W. Yaccarino | 121 | Terry Backer |
| 88 | Brendan Sharkey | 122 | Ben McGorty |

| <u>Assembly District</u> | <u>NAME</u> | <u>Assembly District</u> | <u>NAME</u> |
|------------------------------|------------------------|------------------------------|------------------------|
| 123 | David J. Rutigliano | 138 | Janice R. Giegler |
| 124 | Andre F. Baker, Jr. | 139 | Kevin Ryan |
| 125 | Tom O'Dea | 140 | Bruce V. Morris |
| 126 | Charlie L. Stallworth | 141 | Terrie E. Wood |
| 127 | John (Jack) Hennessy | 142 | Fred Wilms |
| 128 | Christopher Rosario | 143 | Gail Lavielle |
| 129 | Auden Grogins | 144 | Carolyn Simmons |
| 130 | Ezequiel Santiago | 145 | Patricia Billie Miller |
| 131 | David K. Labriola | 146 | Terry B. Adams |
| 132 | Brenda L. Kupchick | 147 | William Tong |
| 133 | Cristin McCarthy Vahey | 148 | Daniel J. Fox |
| 134 | Laura Devlin | 149 | Livvy R. Floren |
| 135 | John T. Shaban | 150 | Mike Bocchino |
| 136 | Jonathan Steinberg | 151 | Fred Camillo |
| 137 | Chris Perone | | |


Dated in Hartford, Connecticut
this twenty-sixth day of November
Two Thousand Fourteen



Denise W. Merrill
Secretary of the State



Denise L. Nappier
Treasurer



P. Martha Carlson
Deputy Comptroller


STATE OF CONNECTICUT
OFFICE OF THE SECRETARY OF THE STATE

We, the undersigned, having canvassed the Returns of the Presiding Officers of the Electors' Meetings
in the several towns of this State, hereby declare

DENISE W. MERRILL

elected SECRETARY OF THE STATE of the State of Connecticut for the term of four years
from the Wednesday following the first Monday of January,
Two Thousand Fifteen.

Dated in Hartford, Connecticut
this twenty-sixth day of November
Two Thousand Fourteen


Denise L. Nappier
Treasurer


P. Martha Carlson
Deputy Comptroller