



STATE OF CONNECTICUT
SECRETARY OF THE STATE

STATEMENT OF VOTE

GENERAL ELECTION

NOVEMBER 8, 2016

TABULATED FROM RETURNS AS
RECORDED BY THE MODERATORS
AND FILED WITH THE OFFICE OF
SECRETARY OF THE STATE

PRINTED IN COMPLIANCE WITH STATUTE

HARTFORD

Election Results for State Representative

Assembly District 144

	Democratic Party	Republican Party	Independent Party
	Caroline Simmons	Steven Bartolo Kolenberg	Steven Bartolo Kolenberg
Stamford	7,441	3,479	180
Total	7,441	3,479	180

Election Results for State Representative

Assembly District 145

	Democratic Party	Republican Party	Independent Party
	Patricia Billie Miller	Francky Trofort	Francky Trofort
Stamford	5,203	1,125	95
Total	5,203	1,125	95

Election Results for State Representative

Assembly District 146

	Democratic Party	Republican Party
	*Terry B. Adams	Arikadiusz Jakubowski
Stamford	6,279	2,869
Total	6,279	2,869

**Election Results for State Representative
Assembly District 147**

	Democratic Party
	William Tong
Dartien	987
Stanford	7,271
Total	8,258

Election Results for State Representative

Assembly District 148

	Democratic Party	Republican Party	Green Party
	Daniel J. Fox	Phil Balestiere	Brian Merlen
Stamford	5,727	2,134	155
Total	5,727	2,134	155

**Election Results for State Representative
Assembly District 149**

	Republican Party
	Livvy Floren
Greenwich	6,076
Stamford	2,873
Total	8,949

Election Results for State Representative

Assembly District 150

	Republican Party
	Mike Bocchino
Greenwich	6,769
Total	6,769

Election Results for State Representative

Assembly District 151

	Democratic Party	Republican Party
	Dita Bhargava	Fred Camillo
Greenwich	4,812	7,321
Total	4,812	7,321

Election Results for State Representative

Assembly District	Candidates	Total Votes Write-In Candidates
5	Charles Jackson	3
50	Ty Perry	86
63	David G. LaPointe	22

Election Day Registration, Turnout and Absentee Ballot Statistics

Town	*Names on Official Check List (Active)	*Number Checked as Having Voted	Percentage Checked as Having Voted	Number of *Absentee Ballots Received from Town Clerk	Number of *Absentee Ballots Rejected	Number of *Absentee Ballots Voted	*Number of EDR Received	*Number of EDR Rejected	*Number of EDR Voted
Andover	2,214	1,948	87.99%	91	2	89	63	0	63
Ansonia	9,263	7,619	82.25%	358	2	356	282	0	282
Ashford	2,919	2,554	87.50%	136	3	133	50	0	50
Avon	12,988	10,801	83.29%	1,377	15	1,362	153	3	150
Barkhamsted	2,805	2,268	80.86%	152	3	149	31	0	31
Beacon Falls	4,313	3,397	78.76%	201	1	200	74	0	74
Berlin	14,111	11,773	83.43%	836	16	820	173	1	172
Bethany	4,223	3,492	82.69%	257	1	256	49	0	49
Bethel	12,451	9,994	80.27%	678	9	669	187	0	187
Bethlehem	2,764	2,436	88.13%	161	9	152	0	0	0
Bloomfield	13,960	11,737	84.08%	1,236	0	1,236	285	0	285
Bolton	3,481	3,054	87.73%	155	4	151	34	0	34
Bozrah	1,782	1,400	78.56%	79	1	78	30	0	30
Branford	19,970	15,901	79.62%	1,364	17	1,347	304	1	303
Bridgeport	69,212	39,060	56.44%	2,345	158	2,187	0	0	0
Bridgewater	1,347	1,138	84.48%	127	10	117	21	0	21
Bristol	34,464	26,769	77.67%	1,616	17	1,599	598	4	594
Brookfield	11,623	9,790	84.23%	845	19	826	177	0	177
Brooklyn	5,305	3,782	71.29%	235	11	224	82	2	80

Burlington	6,412	5,452	85.03%	375	7	368	111	0	111
Canaan	761	607	79.76%	99	2	97	14	0	14
Canterbury	3,466	2,763	79.72%	135	2	133	72	0	72
Canton	7,514	6,108	81.29%	624	7	617	103	0	103
Chaplin	1,460	1,160	79.45%	34	1	33	37	0	37
Cheshire	18,902	14,980	79.25%	800	40	760	230	0	230
Chester	2,696	2,321	86.09%	241	2	239	43	0	43
Clinton	9,518	7,861	82.59%	589	19	570	162	0	162
Colchester	11,068	8,561	77.35%	674	4	670	171	0	171
Colebrook	1,055	909	86.16%	54	0	54	16	0	16
Columbia	3,903	3,344	85.68%	200	0	200	63	0	63
Cornwall	1,054	950	90.13%	140	3	137	14	1	13
Coventry	8,219	6,894	83.88%	359	0	359	127	1	126
Cromwell	10,090	7,832	77.62%	628	6	622	146	1	145
Danbury	38,869	29,270	75.30%	1,885	29	1,856	665	18	647
Darien	14,090	11,663	82.78%	1,522	34	1,488	194	0	194
Deep River	3,446	2,655	77.05%	185	3	182	63	0	63
Derby	6,287	5,286	84.08%	302	2	300	181	0	181
Durham	5,337	4,394	82.33%	359	3	356	58	0	58
East Granby	3,724	3,003	80.64%	212	1	211	66	0	66
East Haddam	6,564	5,176	78.85%	380	7	373	77	0	77
East Hampton	8,971	7,385	82.32%	451	9	442	216	1	215
East Hartford	28,689	19,323	67.35%	881	50	831	629	23	606

East Haven	17,103	12,805	74.87%	837	19	818	412	0	412
East Lyme	12,455	10,502	84.32%	1,073	25	1,048	227	0	227
East Windsor	8,055	5,839	72.49%	337	13	324	162	0	162
Eastford	1,224	980	80.07%	56	0	56	0	0	0
Easton	5,692	4,595	80.73%	486	13	473	86	0	86
Ellington	10,253	8,372	81.65%	448	11	437	192	3	189
Enfield	23,818	19,248	80.81%	1,156	18	1,138	418	0	418
Essex	5,105	4,184	81.96%	481	11	470	58	0	58
Fairfield	40,579	32,221	79.40%	3,207	75	3,132	884	0	884
Farmington	18,749	14,943	79.70%	1,491	34	1,457	210	7	203
Franklin	1,312	1,166	88.87%	51	0	51	22	0	22
Glastonbury	23,541	20,084	85.31%	2,021	89	1,932	314	0	314
Goshen	2,261	1,863	82.40%	126	2	124	34	0	34
Granby	7,690	6,626	86.16%	532	3	529	78	0	78
Greenwich	38,245	32,593	85.22%	4,276	36	4,240	492	0	492
Griswold	7,795	5,356	68.71%	190	2	188	161	0	161
Groton	18,513	15,596	84.24%	1,469	22	1,447	430	0	430
Guilford	15,738	13,622	86.55%	1,492	17	1,475	186	0	186
Haddam	6,132	5,062	82.55%	371	5	366	81	2	79
Hamden	32,683	27,646	84.59%	2,059	38	2,021	645	0	645
Hampton	1,269	1,083	85.34%	69	0	69	17	0	17
Hartford	54,838	34,432	62.79%	2,340	82	2,258	1,164	0	1,164
Hartland	1,578	1,245	78.90%	57	0	57	9	0	9

Harwinton	4,142	3,759	90.75%	248	2	246	63	0	63
Hebron	7,009	5,609	80.03%	483	7	476	93	0	93
Kent	2,064	1,729	83.77%	0	2	-2	0	0	0
Killingly	9,874	7,001	70.90%	405	7	398	239	0	239
Killingworth	4,672	4,070	87.11%	409	6	403	45	0	45
Lebanon	4,672	4,025	86.15%	258	3	255	79	0	79
Ledyard	8,787	7,376	83.94%	482	8	474	206	8	198
Lisbon	2,823	2,333	82.64%	103	0	103	68	0	68
Litchfield	5,792	4,936	85.22%	461	4	457	86	0	86
Lyme	1,934	1,748	90.38%	184	5	179	16	0	16
Madison	13,335	11,179	83.83%	1,429	19	1,410	170	0	170
Manchester	30,984	25,159	81.20%	1,733	20	1,713	745	0	745
Mansfield	16,152	11,547	71.49%	691	13	678	972	0	972
Marlborough	4,451	3,626	81.46%	291	3	288	73	0	73
Meriden	33,005	22,750	68.93%	1,389	14	1,375	315	0	315
Middlebury	5,709	4,558	79.84%	416	8	408	67	0	67
Middlefield	3,410	2,648	77.65%	205	1	204	0	0	0
Middletown	25,626	21,654	84.50%	1,614	32	1,582	661	0	661
Millford	36,614	28,489	77.81%	2,144	45	2,099	531	0	531
Monroe	12,794	11,110	86.84%	865	20	845	172	1	171
Montville	9,930	8,083	81.40%	418	15	403	235	0	235
Morris	1,835	1,443	78.64%	104	3	101	21	0	21
Naugatuck	19,074	13,428	70.40%	662	10	652	350	0	350

New Britain	31,032	22,684	73.10%	1,136	24	1,112	820	3	817
New Canaan	14,127	11,311	80.07%	1,695	18	1,677	156	0	156
New Fairfield	10,504	7,827	74.51%	673	1	672	123	0	123
New Hartford	4,845	4,194	86.56%	320	4	316	78	0	78
New Haven	78,782	42,444	53.88%	2,820	81	2,739	973	0	973
New London	15,914	8,961	56.31%	580	7	573	399	10	389
New Milford	17,191	14,131	82.20%	958	4	954	412	11	401
Newington	19,369	15,908	82.13%	976	23	953	357	4	353
Newtown	18,336	15,682	85.53%	1,604	25	1,579	238	0	238
Norfolk	1,165	974	83.61%	105	3	102	0	0	0
North Branford	9,746	7,740	79.42%	532	8	524	136	0	136
North Canaan	2,242	1,531	68.29%	157	0	157	0	0	0
North Haven	16,766	13,812	82.38%	983	2	981	254	2	252
North Stonington	4,189	3,348	79.92%	196	0	196	67	0	67
Norwalk	49,843	38,892	78.03%	2,688	32	2,656	816	0	816
Norwich	18,491	13,867	74.99%	886	0	886	405	0	405
Old Lyme	5,724	4,781	83.53%	640	8	632	0	0	0
Old Saybrook	8,179	6,369	77.87%	777	6	771	113	3	110
Orange	10,901	8,498	77.96%	878	7	871	140	1	139
Oxford	9,032	7,442	82.40%	482	0	482	124	0	124
Plainfield	9,715	6,461	66.51%	232	0	232	194	0	194
Plainville	11,537	9,105	78.92%	405	0	405	199	0	199
Plymouth	8,166	6,019	73.71%	262	0	262	138	0	138

Pomfret	2,760	2,502	90.65%	178	2	176	54	0	54
Portland	6,233	5,377	86.27%	533	10	523	161	2	159
Preston	3,121	2,555	81.86%	131	0	131	64	0	64
Prospect	6,777	5,550	81.89%	343	8	335	0	0	0
Putnam	5,784	3,688	63.76%	175	4	171	0	0	0
Redding	7,359	5,620	76.37%	819	9	810	55	0	55
Ridgefield	18,254	14,617	80.08%	1,946	29	1,917	223	1	222
Rocky Hill	12,324	9,986	81.03%	830	19	811	233	0	233
Roxbury	1,835	1,507	82.13%	207	5	202	17	0	17
Salem	2,724	2,384	87.52%	170	1	169	47	0	47
Salisbury	2,882	2,387	82.82%	426	12	414	48	0	48
Scotland	1,233	922	74.78%	39	1	38	36	0	36
Seymour	10,700	8,620	80.56%	493	9	484	235	0	235
Sharon	1,708	1,447	84.72%	186	1	185	26	1	25
Shelton	25,866	21,170	81.84%	1,596	17	1,579	438	3	435
Sherman	2,819	2,174	77.12%	247	4	243	37	0	37
Simsbury	17,806	14,694	82.52%	1,622	30	1,592	185	0	185
Somers	6,022	5,694	94.55%	444	15	429	95	0	95
South Windsor	16,369	14,188	86.68%	1,217	13	1,204	183	0	183
Southbury	14,437	11,756	81.43%	1,261	36	1,225	135	0	135
Southington	27,892	23,575	84.52%	1,665	41	1,624	312	0	312
Sprague	1,817	1,613	88.77%	71	2	69	57	0	57
Stafford	7,946	6,116	76.97%	390	6	384	123	0	123

Stamford	67,183	53,035	78.94%	4,913	155	4,758	776	0	776
Sterling	2,498	1,710	68.45%	55	2	53	71	0	71
Stonington	13,669	10,375	75.90%	1,027	5	1,022	153	0	153
Stratford	34,963	25,546	73.07%	1,573	29	1,544	595	0	595
Suffield	9,125	7,710	84.49%	687	13	674	126	0	126
Thomaston	4,756	4,000	84.10%	202	4	198	140	1	139
Thompson	6,032	4,666	77.35%	234	13	221	91	0	91
Tolland	10,189	8,636	84.76%	538	7	531	118	6	112
Torrington	19,369	14,785	76.33%	1,004	16	988	292	0	292
Trumbull	25,733	20,174	78.40%	1,854	32	1,822	261	4	257
Union	602	510	84.72%	20	1	19	8	0	8
Vernon	16,461	13,736	83.45%	781	12	769	355	2	353
Voluntown	1,639	1,407	85.85%	77	0	77	0	0	0
Wallingford	26,372	22,979	87.13%	2,061	235	1,826	460	25	435
Warren	1,060	864	81.51%	65	0	65	28	0	28
Washington	2,540	2,080	81.89%	348	2	346	0	0	0
Waterbury	61,517	34,212	55.61%	1,941	35	1,906	953	11	942
Waterford	13,541	10,845	80.09%	836	10	826	219	0	219
Watertown	15,531	12,058	77.64%	678	5	673	247	0	247
West Hartford	43,845	33,984	77.51%	4,207	5	4,202	597	0	597
West Haven	28,060	21,886	78.00%	1,444	75	1,369	736	0	736
Westbrook	4,706	3,990	84.79%	305	2	303	90	0	90
Weston	6,988	5,885	84.22%	930	3	927	62	0	62

Westport	18,499	15,835	85.60%	2,472	55	2,417	189	0	189
Wethersfield	17,336	14,801	85.38%	865	8	857	275	0	275
Willington	3,614	3,049	84.37%	148	0	148	88	0	88
Wilton	12,742	10,678	83.80%	1,540	16	1,524	150	0	150
Winchester	6,220	5,064	81.41%	323	0	323	161	0	161
Windham	11,130	8,548	76.80%	454	0	454	442	0	442
Windsor	21,163	16,214	76.61%	1,129	28	1,101	333	0	333
Windsor Locks	8,071	6,238	77.29%	326	2	324	175	0	175
Wolcott	11,882	9,182	77.28%	506	10	496	185	0	185
Woodbridge	7,011	5,454	77.79%	776	4	772	77	0	77
Woodbury	7,584	5,993	79.02%	567	0	567	101	0	101
Woodstock	5,488	4,570	83.27%	390	6	384	96	0	96
Statewide Total	2,178,169	1,675,955	76.94%	133,247	2,608	130,639	35,096	167	34,929

* Includes Overseas Ballot Votes



Connecticut Secretary of State, Elections Division

[THIS PAGE IS INTENTIONALLY LEFT BLANK]

STATE OF CONNECTICUT

OFFICE OF THE SECRETARY OF THE STATE

We, the undersigned, having canvassed the Returns of the Presiding Officers of the Electors' Meetings in the several towns of this State, hereby declare the following named persons to be chosen and appointed
ELECTORS OF PRESIDENT AND VICE PRESIDENT OF THE UNITED STATES:

Barbara Gordon

Ellen Nurse

Edward Piazza


Tyisha Walker

Christopher Rosario

Robert Godfrey

Steven Jones


Dated in Hartford, Connecticut
this thirtieth day of November
Two Thousand Sixteen



Denise W. Merrill
Secretary of the State



Lawrence A. Wilson
Deputy Treasurer



Kevin Lembo
Comptroller

STATE OF CONNECTICUT


OFFICE OF THE SECRETARY OF THE STATE

We, the undersigned, having canvassed the Returns of the Presiding Officers of the Electors' Meetings in the several towns of this State, hereby declare:


Richard Blumenthal

Elected UNITED STATES SENATOR in the Congress of the United States
For the term of six years from 12:00 noon on the 3rd day of January,
Two Thousand Seventeen

Dated in Hartford, Connecticut
this thirtieth day of November
Two Thousand Sixteen



Denise W. Merrill
Secretary of the State



Lawrence A. Wilson
Deputy Treasurer



Kevin Lembo
Comptroller


STATE OF CONNECTICUT

OFFICE OF THE SECRETARY OF THE STATE

We, the undersigned, having canvassed the Returns of the Presiding Officers of the Electors' Meetings in the towns comprising the several Congressional Districts of this State, hereby declare the following named persons elected REPRESENTATIVES in the ONE HUNDRED THIRTEENTH CONGRESS of the United States for the term of two years from 12:00 noon on the 3rd day of January, Two Thousand Seventeen:

<u>Congressional District</u>	<u>Name</u>
1	John B. Larson
2	Joe Courtney
3	Rosa L. DeLauro
4	Jim Himes
5	Elizabeth Esty


Dated in Hartford, Connecticut
this thirtieth day of November
Two Thousand Sixteen



Denise W. Merrill
Secretary of the State



Lawrence A. Wilson
Deputy Treasurer




Kevin Lembo
Comptroller

STATE OF CONNECTICUT
OFFICE OF THE SECRETARY OF THE STATE


We, the undersigned, having canvassed the Returns of the Presiding Officers of the Electors' Meetings in the towns comprising the different Senatorial Districts of this State, hereby declare the following named persons elected STATE SENATORS for the term of two years from the Wednesday following the first Monday of January, Two Thousand Seventeen:

<u>Senatorial District</u>	<u>NAME</u>	<u>Senatorial District</u>	<u>NAME</u>
1	John W. Fonfara	19	Catherine A. Osten
2	Eric D. Coleman	20	Paul M. Formica
3	Timothy D. Larson	21	Kevin C. Kelly
4	Steve Cassano	22	Marilyn V. Moore
5	Beth Bye	23	Ed Gomes
6	Terry Bielinski Gerratana	24	Michael A. McLachlan
7	John A. Kissel	25	Bob Duff
8	Kevin Witkos	26	Toni Boucher
9	Paul R. Doyle	27	Carlo Leone
10	Gary A. Winfield	28	Tony Hwang
11	Martin M. Looney	29	Mae Flexer
12	Edward Kennedy Jr.	30	Craig A. Miner
13	Len Suzio	31	Henri Martin
14	Gayle Slossberg	32	Robert J. Kane
15	Joan V. Hartley	33	Art Linares
16	Joe Markley	34	Len Fasano
17	George Logan	35	Tony Guglielmo
18	Heather Somers	36	L. Scott Frantz


Dated in Hartford, Connecticut
this thirtieth day of November
Two Thousand Sixteen



Denise W. Merrill
Secretary of the State



Lawrence A. Wilson
Deputy Treasurer



Kevin Lembo
Comptroller

STATE OF CONNECTICUT
OFFICE OF THE SECRETARY OF THE STATE


We, the undersigned, having canvassed the Returns of the Presiding Officers of the Electors' Meetings in the towns comprising the different Assembly Districts of this State, hereby declare the following named persons elected STATE REPRESENTATIVES for the term of two years from the Wednesday following the first Monday of January, Two Thousand Seventeen:

<u>Assembly District</u>	<u>NAME</u>	<u>Assembly District</u>	<u>NAME</u>
1	Matthew Ritter	28	Russell A. Morin
2	William Duff	29	Antonio "Tony" Guerrero
3	Minnie Gonzalez	30	Joe Aresimowicz
4	Angel Arce	31	Prasad Srinivasan
5	Brandon McGee	32	Christie M. Carpino
6	Edwin Vargas	33	Joseph C. Serra
7	Douglas McCrory	34	Melissa Ziobron
8	Tim Ackert	35	Jesse MacLachlan
9	Jason Rojas	36	Robert W. Siegrist III
10	Henry Genga	37	Holly H. Cheeseman
11	Jeff Currey	38	Kathleen M. McCarty
12	Kelly J.S. Luxenberg	39	Chris Soto
13	Mark Tweedie	40	Christine Conley
14	Tom Delnicki	41	Joe de la Cruz
15	David Baram	42	Mike France
16	John K. Hampton	43	Diana S. Urban
17	Timothy B. LeGeyt	44	Anne Dubay Dauphinais
18	Andrew M. Fleischmann	45	Kevin Skulezyck
19	Derek Slap	46	Emmett D. Riley
20	Joe Verrengia	47	Doug Dubitsky
21	Mike Demicco	48	Linda A. Orange
22	William A. Petit, Jr.	49	Susan Johnson
23	Devin R. Carney	50	Pat Boyd
24	Rick Lopes	51	Daniel Rovero
25	Robert (Bobby) Sanchez	52	Kurt Vail
26	Peter A. Tercyak	53	Sam Belsito
27	Gary Byron	54	Gregg Haddad


<u>Assembly District</u>	<u>NAME</u>	<u>Assembly District</u>	<u>NAME</u>
55	Robin Green	89	Lezlye Zupkus
56	Michael Winkler	90	Craig Fishbein
57	Christopher Davis	91	Michael D'Agostino
58	Greg Stokes	92	Patricia Dillon
59	Carol Hall	93	Toni E. Walker
60	Scott A. Storms	94	Robyn A. Porter
61	Tami Zawistowski	95	Juan Candelaria
62	Bill Simanski	96	Roland J. Lemar
63	Jay M. Case	97	Alphonse Paolillo, Jr.
64	Brian M. Ohler	98	Sean Scanlon
65	Michelle L. Cook	99	James M. Albis
66	David T. Wilson	100	Matt Lesser
67	William Buckbee	101	Noreen S. Kokoruda
68	Eric C. Berthel	102	Lonnie Reed
69	Arthur O'Neill	103	Liz Linehan
70	Rosa C. Rebimbas	104	Linda M. Gentile
71	Anthony J. D'Amelio	105	Nicole Klarides-Ditria
72	Larry B. Butler	106	Mitch Bolinsky
73	Jeffrey J. Berger	107	Stephen G. Harding
74	Stephanie E. Cummings	108	Richard A. Smith
75	Geraldo Reyes Jr.	109	David Arconti Jr.
76	John Piscopo	110	Bob Godfrey
77	Cara Christine Pavalock	111	John H. Frey
78	Whit Betts	112	J. P. Sredzinski
79	Christopher Ziogas	113	Jason Perillo
80	Rob Sampson	114	Themis Klarides
81	John Fusco	115	Stephen D. Dargan
82	Emil "Buddy" Altobello	116	Michael A. DiMassa
83	Catherine Abercrombie	117	Charles Ferraro
84	Hilda E. Santiago	118	Kim Rose
85	Mary M. Mushinsky	119	Pam Staneski
86	Vincent J. Candelora	120	Laura R. Hoydick
87	David Yaccarino	121	Joseph P. Gresko
88	Joshua Elliott	122	Ben McGorty

<u>Assembly District</u>	<u>NAME</u>	<u>Assembly District</u>	<u>NAME</u>
123	David Rutigliano	138	Michael S. Ferguson
124	Andre F. Baker Jr.	139	Kevin Ryan
125	Tom O'Dea	140	Bruce V. Morris
126	Charlie Stallworth	141	Terrie E. Wood
127	John F. Hennessy	142	Fred Wilms
128	Christopher Rosario	143	Gail Lavielle
129	Steven Stafstrom	144	Caroline Simmons
130	Ezequiel Santiago	145	Patricia Billie Miller
131	David K. Labriola	146	Terry B. Adams
132	Brenda Kupchick	147	William Tong
133	Cristin McCarthy Vahey	148	Daniel J. Fox
134	Laura M. Devlin	149	Livvy Floren
135	Adam Dunsby	150	Mike Bocchino
136	Jonathan Steinberg	151	Fred Camillo
137	Chris Perone		


Dated in Hartford, Connecticut
this thirtieth day of November
Two Thousand Sixteen



Denise W. Merrill
Secretary of the State



Lawrence A. Wilson
Deputy Treasurer



Kevin Lembo
Comptroller