



STATE OF CONNECTICUT
SECRETARY OF THE STATE

STATEMENT OF VOTE

GENERAL ELECTION

NOVEMBER 6, 2018

TABULATED FROM RETURNS AS
RECORDED BY THE MODERATORS
AND FILED WITH THE OFFICE OF
SECRETARY OF THE STATE

PRINTED IN COMPLIANCE WITH STATUTE

HARTFORD

Election Results Judge of Probate

Probate District 37

| | |
|--------------|-------------------|
| | Democratic Party |
| | Edward C Burt, Jr |
| Berthony | 1,877 |
| Hansen | 18,484 |
| Total | 20,311 |

Election Results Judge of Probate

Probate District 38

| | |
|--------------|------------------|
| | Democratic Party |
| | Clifton Graves |
| New Haven | 27,577 |
| Total | 27,577 |

Election Results Judge of Probate

Probate District 39

| | |
|--------------|------------------|
| | Democratic Party |
| | Mark J DiGermino |
| West Haven | 11,838 |
| Total | 11,838 |

Election Results Judge of Probate

Probate District 40

| | Democratic Party | Republican Party |
|--------------|-------------------------|------------------|
| | Beverly Stroh-Kerfalske | Chris Goudein |
| Milford | 13,898 | 10,185 |
| Orange | 3,680 | 3,603 |
| Total | 17,578 | 13,788 |

Election Results Judge of Probate

Probate District 41

| | Democratic Party |
|--------------|-------------------|
| | Clifford P. Hoyle |
| Ansonia | 4,133 |
| Derby | 2,562 |
| Seymour | 3,897 |
| Woodbridge | 3,236 |
| Total | 13,828 |

Election Results Judge of Probate

Probate District 42

| | Republican Party |
|--------------|------------------|
| | Fred J. Anthony |
| Shelton | 13,144 |
| Total | 13,144 |

Election Results Judge of Probate

Probate District 43

| | |
|------------------|---------------|
| Republican Party | |
| Deanne E Yamin | |
| Danbury | 13,147 |
| Total | 13,147 |

Election Results Judge of Probate

Probate District 44

| | |
|---------------------|---------------|
| Republican Party | |
| Martin F Landgrenbe | |
| Bridgewater | 713 |
| Brookfield | 5,453 |
| New Fairfield | 4,305 |
| New Milford | 8,440 |
| Sherman | 1,181 |
| Total | 20,072 |

Election Results Judge of Probate

Probate District 45

| | |
|--------------|------------------|
| | Republican Party |
| | David W O'Grady |
| Bethel | 5,822 |
| Newtown | 8,778 |
| Reading | 2,847 |
| Ridgfield | 7,773 |
| Total | 25,200 |

Election Results Judge of Probate

Probate District 46

| | | | |
|--------------|-------------------|------------------|-------------------|
| | Democratic Party | Republican Party | Independent Party |
| | Lois L Underheger | T.R. Rowe | T.R. Rowe |
| Essex | 1,910 | 1,892 | 61 |
| Monroe | 3,526 | 5,166 | 202 |
| Trumbull | 6,521 | 9,847 | 336 |
| Total | 11,957 | 16,905 | 599 |

Election Results Judge of Probate

Probate District 47

| | | | |
|--------------|------------------|------------------|-------------------|
| | Democratic Party | Republican Party | Independent Party |
| | Max L Rosenberg | Kurt W Ahlberg | Kurt W Ahlberg |
| Shelton | 10,155 | 8,814 | 566 |
| Total | 10,155 | 8,814 | 566 |

Election Results Judge of Probate

Probate District 48

| | |
|--------------|------------------|
| | Democratic Party |
| | Paul Gehrm |
| Bridgport | 23,068 |
| Total | 23,068 |

Election Results Judge of Probate

Probate District 49

| | | | |
|--------------|-------------------|------------------|-------------------|
| | Democratic Party | Republican Party | Independent Party |
| | Kate Neary Maxham | Bryan L LeClere | Bryan L LeClere |
| Fairfield | 16,574 | 10,105 | 540 |
| Total | 16,574 | 10,105 | 540 |

Election Results Judge of Probate

Probate District 50

| | |
|--------------|------------------|
| | Republican Party |
| | Lisa Woelke |
| Weston | 3,071 |
| Westport | 8,362 |
| Total | 11,433 |

Election Results Judge of Probate

Probate District 51

| | | | |
|--------------|------------------|-----------------------|-----------------------|
| | Democratic Party | Republican Party | Independent Party |
| | Doug Stern | Lawrence F Callero Jr | Lawrence F Callero Jr |
| Norwalk | 18,541 | 12,297 | 807 |
| Wilton | 4,639 | 4,260 | 224 |
| Total | 23,180 | 16,557 | 1,031 |

Election Results Judge of Probate

Probate District 52

| | |
|--------------|---------------------|
| | Republican Party |
| | William P. Oskemoor |
| Darin | 6,712 |
| New Campaign | 6,877 |
| Total | 13,679 |

Election Results Judge of Probate

Probate District 53

| | |
|--------------|------------------|
| | Democratic Party |
| | Gerald Fox III |
| Shambod | 31,822 |
| Total | 31,822 |

Election Results Judge of Probate

Probate District 54

| | |
|--------------|------------------|
| | Republican Party |
| | David W. Hopper |
| Greenwich | 17,108 |
| Total | 17,108 |

| Constitutional Amendment Question 1 | | |
|--|--------|-------|
| SHALL THE CONSTITUTION OF THE STATE BE AMENDED TO ENSURE (1) THAT ALL MONEYS CONTAINED IN THE SPECIAL TRANSPORTATION FUND BE USED SOLELY FOR TRANSPORTATION PURPOSES, INCLUDING THE PAYMENT OF DEBTS OF THE STATE INCURRED FOR TRANSPORTATION PURPOSES, AND (2) THAT SOURCES OF FUNDS DEPOSITED IN THE SPECIAL TRANSPORTATION FUND BE DEPOSITED IN SAID FUND SO LONG AS SUCH SOURCES ARE AUTHORIZED BY STATUTE TO BE COLLECTED OR RECEIVED BY THE STATE? | | |
| Town Name | Yes | No |
| Andover | 1,282 | 182 |
| Ansonia | 4,431 | 537 |
| Ashford | 1,707 | 214 |
| Avon | 7,121 | 951 |
| Barkhamsted | 1,408 | 215 |
| Beacon Falls | 2,149 | 307 |
| Berlin | 7,376 | 935 |
| Bethany | 2,267 | 261 |
| Bethel | 6,734 | 754 |
| Bethlehem | 1,457 | 235 |
| Bloomfield | 8,148 | 1,006 |
| Bolton | 2,069 | 267 |
| Bozrah | 817 | 119 |
| Branford | 9,997 | 936 |
| Bridgeport | 16,082 | 2,278 |
| Bridgewater | 675 | 98 |
| Bristol | 16,327 | 2,187 |
| Brookfield | 6,123 | 809 |
| Brooklyn | 2,457 | 261 |
| Burlington | 3,787 | 553 |
| Canaan | 471 | 45 |
| Canterbury | 1,716 | 218 |
| Canton | 4,396 | 589 |
| Chaplin | 798 | 109 |
| Cheshire | 10,669 | 1,802 |
| Chester | 1,677 | 167 |
| Clinton | 5,227 | 550 |
| Colchester | 6,389 | 729 |
| Colebrook | 615 | 79 |
| Columbia | 2,165 | 274 |
| Cornwall | 696 | 68 |
| Coventry | 2,481 | 462 |
| Cromwell | 5,647 | 713 |
| Danbury | 16,902 | 2,098 |
| Darien | 7,437 | 760 |
| Deep River | 1,686 | 152 |
| Derby | 3,032 | 392 |
| Durham | 3,090 | 417 |
| East Granby | 1,753 | 277 |
| East Haddam | 3,381 | 415 |
| East Hampton | 5,018 | 645 |
| East Hartford | 11,602 | 1,625 |
| East Haven | 6,250 | 695 |
| East Lyme | 8,432 | 744 |
| East Windsor | 3,267 | 425 |
| Eastford | 712 | 91 |
| Easton | 2,920 | 288 |
| Ellington | 5,899 | 816 |
| Enfield | 12,903 | 1,920 |
| Essex | 3,039 | 277 |
| Fairfield | 21,019 | 2,189 |
| Farmington | 9,811 | 1,340 |

| Constitutional Amendment Question 1 | | |
|--|--------|-------|
| SHALL THE CONSTITUTION OF THE STATE BE AMENDED TO ENSURE (1) THAT ALL MONEYS CONTAINED IN THE SPECIAL TRANSPORTATION FUND BE USED SOLELY FOR TRANSPORTATION PURPOSES, INCLUDING THE PAYMENT OF DEBTS OF THE STATE INCURRED FOR TRANSPORTATION PURPOSES, AND (2) THAT SOURCES OF FUNDS DEPOSITED IN THE SPECIAL TRANSPORTATION FUND BE DEPOSITED IN SAID FUND SO LONG AS SUCH SOURCES ARE AUTHORIZED BY STATUTE TO BE COLLECTED OR RECEIVED BY THE STATE? | | |
| Town Name | Yes | No |
| Franklin | 801 | 84 |
| Glastonbury | 13,849 | 2,724 |
| Goshen | 1,188 | 200 |
| Granby | 4,777 | 598 |
| Greenwich | 19,114 | 2,108 |
| Griswold | 3,253 | 360 |
| Groton | 10,512 | 1,592 |
| Guilford | 9,965 | 928 |
| Haddam | 3,539 | 430 |
| Hamden | 16,672 | 1,692 |
| Hampton | 688 | 84 |
| Hartford | 13,659 | 1,521 |
| Hartland | 764 | 119 |
| Harwinton | 2,050 | 339 |
| Hebron | 3,626 | 453 |
| Kent | 1,201 | 123 |
| Killingly | 4,597 | 663 |
| Killingworth | 2,623 | 291 |
| Lebanon | 2,878 | 368 |
| Ledyard | 5,022 | 675 |
| Lisbon | 1,561 | 153 |
| Litchfield | 3,487 | 561 |
| Lyme | 979 | 91 |
| Madison | 7,400 | 681 |
| Manchester | 16,706 | 2,363 |
| Mansfield | 7,095 | 784 |
| Marlborough | 2,386 | 318 |
| Meriden | 9,663 | 1,397 |
| Middlebury | 2,655 | 469 |
| Middlefield | 1,568 | 221 |
| Middletown | 14,421 | 2,056 |
| Milford | 17,701 | 1,900 |
| Monroe | 7,187 | 875 |
| Montville | 5,165 | 767 |
| Morris | 824 | 138 |
| Naugatuck | 7,314 | 1,111 |
| New Britain | 10,716 | 1,795 |
| New Canaan | 7,543 | 823 |
| New Fairfield | 4,903 | 729 |
| New Hartford | 2,712 | 379 |
| New Haven | 23,362 | 3,119 |
| New London | 5,180 | 474 |
| New Milford | 9,472 | 1,210 |
| Newington | 10,187 | 1,458 |
| Newtown | 11,049 | 1,167 |
| Norfolk | 738 | 104 |
| North Branford | 4,708 | 450 |
| North Canaan | 887 | 86 |
| North Haven | 9,568 | 1,069 |
| North Stonington | 1,993 | 200 |
| Norwalk | 24,356 | 2,636 |
| Norwich | 8,813 | 1,177 |

| Constitutional Amendment Question 1 | | |
|--|--------|-------|
| SHALL THE CONSTITUTION OF THE STATE BE AMENDED TO ENSURE (1) THAT ALL MONEYS CONTAINED IN THE SPECIAL TRANSPORTATION FUND BE USED SOLELY FOR TRANSPORTATION PURPOSES, INCLUDING THE PAYMENT OF DEBTS OF THE STATE INCURRED FOR TRANSPORTATION PURPOSES, AND (2) THAT SOURCES OF FUNDS DEPOSITED IN THE SPECIAL TRANSPORTATION FUND BE DEPOSITED IN SAID FUND SO LONG AS SUCH SOURCES ARE AUTHORIZED BY STATUTE TO BE COLLECTED OR RECEIVED BY THE STATE? | | |
| Town Name | Yes | No |
| Old Lyme | 3,196 | 321 |
| Old Saybrook | 4,467 | 404 |
| Orange | 5,504 | 641 |
| Oxford | 4,668 | 682 |
| Plainfield | 4,069 | 571 |
| Plainville | 5,516 | 794 |
| Plymouth | 3,243 | 532 |
| Pomfret | 1,658 | 215 |
| Portland | 3,752 | 553 |
| Preston | 1,610 | 184 |
| Prospect | 3,326 | 587 |
| Putnam | 2,167 | 261 |
| Redding | 3,633 | 404 |
| Ridgefield | 9,980 | 1,319 |
| Rocky Hill | 6,693 | 1,081 |
| Roxbury | 1,016 | 118 |
| Salem | 1,627 | 157 |
| Salisbury | 1,592 | 146 |
| Scotland | 519 | 57 |
| Seymour | 5,571 | 740 |
| Sharon | 906 | 89 |
| Shelton | 13,517 | 1,459 |
| Sherman | 1,369 | 157 |
| Simsbury | 10,090 | 1,319 |
| South Windsor | 9,874 | 1,470 |
| Southbury | 7,414 | 900 |
| Southington | 16,555 | 2,469 |
| Somers | 3,402 | 501 |
| Sprague | 1,058 | 126 |
| Stafford | 3,870 | 528 |
| Stamford | 30,852 | 3,216 |
| Sterling | 987 | 109 |
| Stonington | 6,873 | 657 |
| Stratford | 16,110 | 1,691 |
| Suffield | 4,398 | 666 |
| Thomaston | 2,074 | 395 |
| Thompson | 2,509 | 291 |
| Tolland | 6,231 | 934 |
| Torrington | 9,553 | 1,417 |
| Trumbull | 11,678 | 1,342 |
| Union | 351 | 45 |
| Vernon | 9,479 | 1,130 |
| Voluntown | 870 | 108 |
| Wallingford | 14,546 | 1,770 |
| Warren | 640 | 84 |
| Washington | 1,421 | 161 |
| Waterbury | 14,843 | 2,929 |
| Waterford | 7,019 | 733 |
| Watertown | 6,883 | 1,267 |
| West Hartford | 21,342 | 3,029 |
| West Haven | 9,628 | 1,126 |
| Westbrook | 2,642 | 245 |

| Constitutional Amendment Question 1 | | |
|--|------------------|----------------|
| SHALL THE CONSTITUTION OF THE STATE BE AMENDED TO ENSURE (1) THAT ALL MONEYS CONTAINED IN THE SPECIAL TRANSPORTATION FUND BE USED SOLELY FOR TRANSPORTATION PURPOSES, INCLUDING THE PAYMENT OF DEBTS OF THE STATE INCURRED FOR TRANSPORTATION PURPOSES, AND (2) THAT SOURCES OF FUNDS DEPOSITED IN THE SPECIAL TRANSPORTATION FUND BE DEPOSITED IN SAID FUND SO LONG AS SUCH SOURCES ARE AUTHORIZED BY STATUTE TO BE COLLECTED OR RECEIVED BY THE STATE? | | |
| Town Name | Yes | No |
| Weston | 3,952 | 467 |
| Westport | 10,170 | 1,122 |
| Wethersfield | 10,090 | 1,490 |
| Wilmington | 1,989 | 265 |
| Wilton | 7,398 | 767 |
| Winchester | 3,234 | 519 |
| Windham | 5,249 | 717 |
| Windsor | 9,721 | 1,425 |
| Windsor Locks | 3,650 | 501 |
| Wolcott | 5,664 | 1,026 |
| Woodbridge | 3,442 | 413 |
| Woodbury | 3,970 | 532 |
| Woodstock | 2,977 | 316 |
| TOTAL | 1,030,888 | 132,279 |

| Constitutional Amendment Question 2 | | | |
|---|--------|----|-------|
| SHALL THE CONSTITUTION OF THE STATE BE AMENDED TO REQUIRE (1) A PUBLIC HEARING AND THE ENACTMENT OF LEGISLATION LIMITED IN SUBJECT MATTER TO THE TRANSFER, SALE OR DISPOSITION OF STATE-OWNED OR STATE-CONTROLLED REAL PROPERTY OR INTERESTS IN REAL PROPERTY IN ORDER FOR THE GENERAL ASSEMBLY TO REQUIRE A STATE AGENCY TO SELL, TRANSFER OR DISPOSE OF ANY REAL PROPERTY OR INTEREST IN REAL PROPERTY THAT IS UNDER THE CUSTODY OR CONTROL OF THE AGENCY, AND (2) IF SUCH PROPERTY IS UNDER THE CUSTODY OR CONTROL OF THE DEPARTMENT OF AGRICULTURE OR THE DEPARTMENT OF ENERGY AND ENVIRONMENTAL PROTECTION, THAT SUCH ENACTMENT OF LEGISLATION BE PASSED BY A TWO-THIRDS VOTE OF THE TOTAL MEMBERSHIP OF EACH HOUSE OF THE GENERAL ASSEMBLY? | | | |
| Town Name | Yes | No | |
| Andover | 1,222 | | 202 |
| Ansonia | 4,037 | | 754 |
| Ashford | 1,656 | | 235 |
| Avon | 6,711 | | 1,175 |
| Barkhamsted | 1,387 | | 199 |
| Beacon Falls | 2,029 | | 383 |
| Berlin | 6,834 | | 1,230 |
| Bethany | 2,151 | | 330 |
| Bethel | 6,249 | | 1,056 |
| Bethlehem | 1,357 | | 284 |
| Bloomfield | 7,377 | | 1,315 |
| Bolton | 2,006 | | 302 |
| Bozrah | 789 | | 134 |
| Branford | 9,494 | | 1,184 |
| Bridgeport | 14,022 | | 2,673 |
| Bridgewater | 665 | | 93 |
| Bristol | 15,139 | | 2,854 |
| Brookfield | 5,670 | | 1,090 |
| Brooklyn | 2,306 | | 370 |
| Burlington | 3,618 | | 627 |
| Canaan | 450 | | 62 |
| Canterbury | 1,608 | | 281 |
| Canton | 4,224 | | 691 |
| Chaplin | 768 | | 114 |
| Cheshire | 9,905 | | 2,320 |
| Chester | 1,641 | | 184 |
| Clinton | 4,851 | | 735 |
| Colchester | 5,498 | | 897 |
| Colebrook | 573 | | 106 |
| Columbia | 2,031 | | 349 |
| Cornwall | 694 | | 77 |
| Coventry | 2,254 | | 624 |
| Cromwell | 5,375 | | 893 |
| Danbury | 15,302 | | 3,114 |
| Darien | 6,482 | | 1,452 |
| Deep River | 1,600 | | 196 |
| Derby | 2,790 | | 545 |
| Durham | 2,856 | | 566 |
| East Granby | 1,700 | | 294 |
| East Haddam | 3,324 | | 437 |
| East Hampton | 4,821 | | 738 |
| East Hartford | 10,444 | | 2,156 |
| East Haven | 5,781 | | 945 |
| East Lyme | 6,878 | | 1,026 |
| East Windsor | 3,092 | | 510 |
| Eastford | 693 | | 105 |
| Easton | 2,683 | | 490 |
| Ellington | 5,434 | | 1,103 |

Constitutional Amendment Question 2
SHALL THE CONSTITUTION OF THE STATE BE AMENDED TO REQUIRE (1) A PUBLIC HEARING AND THE ENACTMENT OF LEGISLATION LIMITED IN SUBJECT MATTER TO THE TRANSFER, SALE OR DISPOSITION OF STATE-OWNED OR STATE-CONTROLLED REAL PROPERTY OR INTERESTS IN REAL PROPERTY IN ORDER FOR THE GENERAL ASSEMBLY TO REQUIRE A STATE AGENCY TO SELL, TRANSFER OR DISPOSE OF ANY REAL PROPERTY OR INTEREST IN REAL PROPERTY THAT IS UNDER THE CUSTODY OR CONTROL OF THE AGENCY, AND (2) IF SUCH PROPERTY IS UNDER THE CUSTODY OR CONTROL OF THE DEPARTMENT OF AGRICULTURE OR THE DEPARTMENT OF ENERGY AND ENVIRONMENTAL PROTECTION, THAT SUCH ENACTMENT OF LEGISLATION BE PASSED BY A TWO-THIRDS VOTE OF THE TOTAL MEMBERSHIP OF EACH HOUSE OF THE GENERAL ASSEMBLY?

| Town Name | Yes | No |
|------------------|------------|-----------|
| Enfield | 11,836 | 2,646 |
| Essex | 2,891 | 375 |
| Fairfield | 19,204 | 3,425 |
| Farmington | 9,315 | 1,580 |
| Franklin | 755 | 106 |
| Glastonbury | 13,502 | 2,733 |
| Goshen | 1,123 | 226 |
| Granby | 4,688 | 625 |
| Greenwich | 17,111 | 3,372 |
| Griswold | 3,014 | 509 |
| Groton | 9,821 | 2,135 |
| Gulford | 9,400 | 1,263 |
| Haddam | 3,485 | 458 |
| Hamden | 15,696 | 2,069 |
| Hampton | 661 | 92 |
| Hartford | 12,341 | 2,087 |
| Hartland | 752 | 119 |
| Harwinton | 1,984 | 340 |
| Hebron | 3,473 | 528 |
| Kent | 1,166 | 143 |
| Killingly | 4,160 | 974 |
| Killingworth | 2,499 | 351 |
| Lebanon | 2,682 | 490 |
| Ledyard | 4,578 | 988 |
| Lisbon | 1,432 | 243 |
| Litchfield | 3,376 | 612 |
| Lyme | 945 | 118 |
| Madison | 6,696 | 1,043 |
| Manchester | 15,539 | 3,069 |
| Mansfield | 6,803 | 954 |
| Marlborough | 2,289 | 356 |
| Meriden | 8,823 | 1,629 |
| Middlebury | 2,445 | 576 |
| Middlefield | 1,519 | 224 |
| Middletown | 13,514 | 2,564 |
| Milford | 16,476 | 2,535 |
| Monroe | 6,618 | 1,251 |
| Montville | 4,740 | 1,057 |
| Morris | 794 | 144 |
| Naugatuck | 6,643 | 1,507 |
| New Britain | 9,959 | 2,180 |
| New Canaan | 6,462 | 1,625 |
| New Fairfield | 4,590 | 931 |
| New Hartford | 2,601 | 426 |
| New Haven | 21,782 | 3,364 |
| New London | 4,760 | 742 |
| New Milford | 8,833 | 1,593 |
| Newington | 9,744 | 1,630 |

| Constitutional Amendment Question 2 | | | |
|---|--------|----|-------|
| SHALL THE CONSTITUTION OF THE STATE BE AMENDED TO REQUIRE (1) A PUBLIC HEARING AND THE ENACTMENT OF LEGISLATION LIMITED IN SUBJECT MATTER TO THE TRANSFER, SALE OR DISPOSITION OF STATE-OWNED OR STATE-CONTROLLED REAL PROPERTY OR INTERESTS IN REAL PROPERTY IN ORDER FOR THE GENERAL ASSEMBLY TO REQUIRE A STATE AGENCY TO SELL, TRANSFER OR DISPOSE OF ANY REAL PROPERTY OR INTEREST IN REAL PROPERTY THAT IS UNDER THE CUSTODY OR CONTROL OF THE AGENCY, AND (2) IF SUCH PROPERTY IS UNDER THE CUSTODY OR CONTROL OF THE DEPARTMENT OF AGRICULTURE OR THE DEPARTMENT OF ENERGY AND ENVIRONMENTAL PROTECTION, THAT SUCH ENACTMENT OF LEGISLATION BE PASSED BY A TWO-THIRDS VOTE OF THE TOTAL MEMBERSHIP OF EACH HOUSE OF THE GENERAL ASSEMBLY? | | | |
| Town Name | Yes | No | |
| Newtown | 10,096 | | 1,803 |
| Norfolk | 742 | | 96 |
| North Branford | 4,421 | | 641 |
| North Canaan | 819 | | 133 |
| North Haven | 8,901 | | 1,448 |
| North Stonington | 1,863 | | 278 |
| Norwalk | 22,023 | | 3,980 |
| Norwich | 8,064 | | 1,690 |
| Old Lyme | 3,034 | | 417 |
| Old Saybrook | 4,192 | | 587 |
| Orange | 5,119 | | 893 |
| Oxford | 4,390 | | 834 |
| Plainfield | 3,641 | | 854 |
| Plainville | 5,178 | | 978 |
| Plymouth | 3,043 | | 653 |
| Pomfret | 1,565 | | 281 |
| Portland | 3,600 | | 627 |
| Preston | 1,494 | | 262 |
| Prospect | 3,093 | | 733 |
| Putnam | 1,994 | | 381 |
| Redding | 3,350 | | 602 |
| Ridgefield | 9,140 | | 1,819 |
| Rocky Hill | 6,267 | | 1,320 |
| Roxbury | 974 | | 131 |
| Salem | 1,513 | | 238 |
| Salisbury | 1,526 | | 180 |
| Scotland | 505 | | 67 |
| Seymour | 5,031 | | 1,118 |
| Sharon | 967 | | 118 |
| Shelton | 12,436 | | 2,134 |
| Sherman | 1,384 | | 164 |
| Simsbury | 9,731 | | 1,463 |
| South Windsor | 9,204 | | 1,871 |
| Southbury | 6,861 | | 1,207 |
| Southington | 15,286 | | 3,221 |
| Somers | 3,094 | | 691 |
| Sprague | 963 | | 191 |
| Stafford | 3,648 | | 654 |
| Stamford | 27,793 | | 5,279 |
| Sterling | 907 | | 165 |
| Stonington | 6,448 | | 919 |
| Stratford | 14,931 | | 2,481 |
| Suffield | 4,088 | | 828 |
| Thomaston | 1,937 | | 461 |
| Thompson | 2,308 | | 420 |
| Tolland | 5,822 | | 1,191 |
| Torrington | 8,802 | | 1,930 |
| Trumbull | 10,848 | | 1,821 |

| <p style="text-align: center;">Constitutional Amendment Question 2</p> <p style="text-align: center;">SHALL THE CONSTITUTION OF THE STATE BE AMENDED TO REQUIRE (1) A PUBLIC HEARING AND THE ENACTMENT OF LEGISLATION LIMITED IN SUBJECT MATTER TO THE TRANSFER, SALE OR DISPOSITION OF STATE-OWNED OR STATE-CONTROLLED REAL PROPERTY OR INTERESTS IN REAL PROPERTY IN ORDER FOR THE GENERAL ASSEMBLY TO REQUIRE A STATE AGENCY TO SELL, TRANSFER OR DISPOSE OF ANY REAL PROPERTY OR INTEREST IN REAL PROPERTY THAT IS UNDER THE CUSTODY OR CONTROL OF THE AGENCY, AND (2) IF SUCH PROPERTY IS UNDER THE CUSTODY OR CONTROL OF THE DEPARTMENT OF AGRICULTURE OR THE DEPARTMENT OF ENERGY AND ENVIRONMENTAL PROTECTION, THAT SUCH ENACTMENT OF LEGISLATION BE PASSED BY A TWO-THIRDS VOTE OF THE TOTAL MEMBERSHIP OF EACH HOUSE OF THE GENERAL ASSEMBLY?</p> | | |
|---|----------------|----------------|
| Town Name | Yes | No |
| Union | 331 | 59 |
| Vernon | 8,953 | 1,471 |
| Voluntown | 836 | 130 |
| Wallingford | 13,556 | 2,326 |
| Warren | 617 | 95 |
| Washington | 1,396 | 185 |
| Waterbury | 12,906 | 3,652 |
| Waterford | 6,491 | 1,065 |
| Watertown | 6,358 | 1,584 |
| West Hartford | 20,276 | 3,444 |
| West Haven | 8,883 | 1,541 |
| Westbrook | 2,456 | 347 |
| Weston | 3,754 | 661 |
| Westport | 9,070 | 1,808 |
| Wethersfield | 9,440 | 1,840 |
| Willington | 1,914 | 307 |
| Wilton | 6,629 | 1,285 |
| Winchester | 2,963 | 680 |
| Windham | 4,806 | 897 |
| Windsor | 9,119 | 1,767 |
| Windsor Locks | 3,458 | 597 |
| Wolcott | 5,274 | 1,233 |
| Woodbridge | 3,445 | 513 |
| Woodbury | 3,723 | 663 |
| Woodstock | 2,786 | 438 |
| TOTAL | 954,467 | 174,348 |

Election Day Registration, Turnout and Absentee Ballot Statistics

| Town | *Names on Official Check List (Active) | *Number Checked as Having Voted | Percentage Checked as Having Voted | Number of *Absentee Ballots Received from | Number of *Absentee Ballots Rejected | Number of *Absentee Ballots Voted | *Number of EDR Received | *Number of EDR Rejected | *Number of EDR Voted |
|--------------|--|---------------------------------|------------------------------------|---|--------------------------------------|-----------------------------------|-------------------------|-------------------------|----------------------|
| Andover | 2,198 | 1,657 | 75.39% | 63 | 0 | 63 | 38 | 0 | 38 |
| Ansonia | 9,449 | 6,307 | 66.75% | 277 | 3 | 274 | 123 | 0 | 123 |
| Ashford | 2,779 | 2,060 | 74.13% | 82 | 0 | 82 | 33 | 0 | 33 |
| Avon | 13,244 | 9,796 | 73.97% | 1,018 | 23 | 995 | 102 | 0 | 102 |
| Barkhamsted | 2,884 | 2,007 | 69.59% | 119 | 4 | 115 | 17 | 0 | 17 |
| Beacon Falls | 4,422 | 3,072 | 69.47% | 128 | 0 | 128 | 36 | 0 | 36 |
| Berlin | 14,130 | 10,271 | 72.89% | 572 | 16 | 556 | 87 | 0 | 87 |
| Bethany | 4,165 | 3,110 | 74.67% | 209 | 8 | 201 | 40 | 0 | 40 |
| Bethel | 12,638 | 8,752 | 69.25% | 461 | 12 | 449 | 94 | 0 | 94 |
| Bethlehem | 2,817 | 2,239 | 79.48% | 121 | 5 | 116 | 41 | 1 | 40 |
| Bloomfield | 14,815 | 10,541 | 71.15% | 798 | 14 | 784 | 181 | 0 | 181 |
| Bolton | 3,519 | 2,762 | 78.49% | 120 | 3 | 117 | 28 | 0 | 28 |
| Bozrah | 1,832 | 1,192 | 65.07% | 54 | 3 | 51 | 0 | 0 | 0 |
| Branford | 20,586 | 14,328 | 69.60% | 965 | 26 | 939 | 189 | 0 | 189 |
| Bridgeport | 72,777 | 29,759 | 40.89% | 1,588 | 110 | 1,478 | 410 | 0 | 410 |
| Bridgewater | 1,351 | 1,067 | 78.98% | 107 | 2 | 105 | 18 | 0 | 18 |
| Bristol | 34,987 | 21,816 | 62.35% | 1,007 | 18 | 989 | 256 | 4 | 252 |

Election Day Registration, Turnout and Absentee Ballot Statistics

| Town | *Names on Official Check List (Active) | *Number Checked as Having Voted | Percentage Checked as Having Voted | Number of *Absentee Ballots Received from | Number of *Absentee Ballots Rejected | Number of *Absentee Ballots Voted | *Number of EDR Received | *Number of EDR Rejected | *Number of EDR Voted |
|------------|--|---------------------------------|------------------------------------|---|--------------------------------------|-----------------------------------|-------------------------|-------------------------|----------------------|
| Brookfield | 11,999 | 8,286 | 69.06% | 546 | 13 | 533 | 81 | 1 | 80 |
| Brooklyn | 5,677 | 3,149 | 55.47% | 120 | 3 | 117 | 30 | 0 | 30 |
| Burlington | 6,417 | 4,923 | 76.72% | 291 | 3 | 288 | 50 | 0 | 50 |
| Canaan | 723 | 569 | 78.70% | 74 | 0 | 74 | 11 | 0 | 11 |
| Canterbury | 3,614 | 2,351 | 65.05% | 81 | 2 | 79 | 29 | 0 | 29 |
| Canton | 7,737 | 5,529 | 71.46% | 456 | 4 | 452 | 57 | 0 | 57 |
| Chaplin | 1,529 | 1,051 | 68.74% | 19 | 0 | 19 | 20 | 0 | 20 |
| Cheshire | 19,155 | 14,082 | 73.52% | 1,029 | 17 | 1,012 | 127 | 0 | 127 |
| Chester | 2,729 | 2,178 | 79.81% | 183 | 7 | 176 | 30 | 0 | 30 |
| Clinton | 10,279 | 6,931 | 67.43% | 464 | 5 | 459 | 62 | 2 | 60 |
| Colchester | 11,485 | 7,605 | 66.22% | 422 | 3 | 419 | 90 | 0 | 90 |
| Colebrook | 1,075 | 823 | 76.56% | 26 | 0 | 26 | 8 | 0 | 8 |
| Columbia | 3,978 | 2,944 | 74.01% | 123 | 1 | 122 | 29 | 0 | 29 |
| Cornwall | 1,050 | 875 | 83.33% | 111 | 0 | 111 | 8 | 0 | 8 |
| Coventry | 8,580 | 6,324 | 73.71% | 268 | 5 | 263 | 76 | 0 | 76 |
| Cromwell | 10,427 | 6,919 | 66.36% | 417 | 1 | 416 | 96 | 0 | 96 |
| Danbury | 40,596 | 23,524 | 57.95% | 1,089 | 32 | 1,067 | 351 | 18 | 333 |
| Darien | 13,660 | 9,837 | 72.01% | 1,022 | 0 | 1,022 | 99 | 0 | 99 |

Election Day Registration, Turnout and Absentee Ballot Statistics

| Town | *Names on Official Check List (Active) | *Number Checked as Having Voted | Percentage Checked as Having Voted | Number of *Absentee Ballots Received from | Number of *Absentee Ballots Rejected | Number of *Absentee Ballots Voted | *Number of EDR Received | *Number of EDR Rejected | *Number of EDR Voted |
|---------------|--|---------------------------------|------------------------------------|---|--------------------------------------|-----------------------------------|-------------------------|-------------------------|----------------------|
| Deep River | 3,612 | 2,401 | 66.47% | 147 | 1 | 146 | 34 | 0 | 34 |
| Derby | 6,496 | 4,323 | 66.55% | 218 | 5 | 213 | 85 | 0 | 85 |
| Durham | 5,328 | 3,921 | 73.59% | 227 | 1 | 226 | 33 | 0 | 33 |
| East Haddam | 6,619 | 4,702 | 71.04% | 263 | 3 | 260 | 72 | 0 | 72 |
| East Hampton | 8,894 | 6,355 | 71.45% | 345 | 0 | 345 | 68 | 0 | 68 |
| East Hartford | 29,560 | 15,230 | 51.52% | 425 | 12 | 413 | 287 | 1 | 286 |
| East Haven | 17,380 | 10,464 | 60.21% | 613 | 6 | 607 | 178 | 0 | 178 |
| East Lyme | 12,790 | 9,399 | 73.49% | 676 | 4 | 672 | 99 | 0 | 99 |
| East Windsor | 8,479 | 4,443 | 52.40% | 217 | 1 | 216 | 58 | 0 | 58 |
| Eastford | 1,210 | 854 | 70.58% | 27 | 0 | 27 | 12 | 0 | 12 |
| Easton | 5,715 | 4,027 | 70.46% | 358 | 3 | 355 | 39 | 0 | 39 |
| Ellington | 10,154 | 7,522 | 74.08% | 386 | 8 | 378 | 88 | 0 | 88 |
| Enfield | 24,081 | 15,886 | 65.97% | 774 | 13 | 761 | 176 | 0 | 176 |
| Essex | 5,306 | 4,006 | 75.50% | 351 | 5 | 346 | 50 | 0 | 50 |
| Fairfield | 38,712 | 27,972 | 72.26% | 2,120 | 44 | 2,076 | 385 | 0 | 385 |
| Farmington | 19,451 | 12,835 | 65.99% | 952 | 27 | 925 | 128 | 0 | 128 |
| Franklin | 1,346 | 976 | 72.51% | 35 | 0 | 35 | 8 | 0 | 8 |
| Glastonbury | 23,833 | 18,055 | 75.76% | 1,365 | 53 | 1,312 | 197 | 0 | 197 |
| Goshen | 2,308 | 1,714 | 74.26% | 103 | 8 | 95 | 19 | 0 | 19 |

Election Day Registration, Turnout and Absentee Ballot Statistics

| Town | *Names on Official Check List (Active) | *Number Checked as Having Voted | Percentage Checked as Having Voted | Number of *Absentee Ballots Received from | Number of *Absentee Ballots Rejected | Number of *Absentee Ballots Voted | *Number of EDR Received | *Number of EDR Rejected | *Number of EDR Voted |
|--------------|--|---------------------------------|------------------------------------|---|--------------------------------------|-----------------------------------|-------------------------|-------------------------|----------------------|
| Granby | 7,675 | 5,894 | 76.79% | 402 | 1 | 401 | 73 | 0 | 73 |
| Greenwich | 38,683 | 27,570 | 71.25% | 2,983 | 42 | 2,951 | 274 | 0 | 274 |
| Griswold | 7,318 | 4,509 | 61.62% | 124 | 1 | 123 | 74 | 0 | 74 |
| Groton | 19,552 | 13,160 | 67.31% | 921 | 25 | 896 | 188 | 77 | 111 |
| Guilford | 15,700 | 12,553 | 79.96% | 1,134 | 9 | 1,125 | 144 | 0 | 144 |
| Haddam | 6,142 | 4,371 | 71.17% | 287 | 1 | 286 | 64 | 0 | 64 |
| Hamden | 33,223 | 24,787 | 74.61% | 1,635 | 32 | 1,603 | 392 | 0 | 392 |
| Hampton | 1,270 | 973 | 76.61% | 41 | 1 | 40 | 7 | 0 | 7 |
| Hartford | 60,484 | 24,098 | 39.84% | 1,274 | 18 | 1,256 | 537 | 0 | 537 |
| Hartland | 1,528 | 1,065 | 71.01% | 37 | 0 | 37 | 11 | 0 | 11 |
| Harwinton | 4,276 | 3,240 | 75.77% | 181 | 4 | 177 | 26 | 0 | 26 |
| Hebron | 7,162 | 4,912 | 68.58% | 239 | 7 | 232 | 53 | 0 | 53 |
| Kent | 2,048 | 1,583 | 77.29% | 180 | 2 | 178 | 18 | 0 | 18 |
| Killingly | 10,792 | 5,777 | 53.53% | 262 | 1 | 261 | 77 | 0 | 77 |
| Killingworth | 4,769 | 3,654 | 76.62% | 275 | 1 | 274 | 33 | 0 | 33 |
| Lebanon | 4,717 | 3,517 | 74.56% | 139 | 2 | 137 | 32 | 1 | 31 |
| Leedyard | 8,913 | 6,406 | 71.87% | 329 | 0 | 329 | 104 | 0 | 104 |
| Lisbon | 2,867 | 1,912 | 66.69% | 84 | 0 | 84 | 40 | 0 | 40 |

Election Day Registration, Turnout and Absentee Ballot Statistics

| Town | *Names on Official Check List (Active) | *Number Checked as Having Voted | Percentage Checked as Having Voted | Number of *Absentee Ballots Received from | Number of *Absentee Ballots Rejected | Number of *Absentee Ballots Voted | *Number of EDR Received | *Number of EDR Rejected | *Number of EDR Voted |
|---------------|--|---------------------------------|------------------------------------|---|--------------------------------------|-----------------------------------|-------------------------|-------------------------|----------------------|
| Litchfield | 5,889 | 4,519 | 76.74% | 327 | 8 | 319 | 50 | 0 | 50 |
| Lyme | 1,917 | 1,491 | 77.78% | 137 | 3 | 134 | 17 | 0 | 17 |
| Madison | 13,715 | 10,196 | 74.34% | 991 | 16 | 975 | 94 | 0 | 94 |
| Manchester | 31,210 | 21,450 | 68.73% | 1,045 | 8 | 1,037 | 395 | 5 | 390 |
| Mansfield | 14,420 | 8,728 | 60.53% | 419 | 17 | 402 | 845 | 0 | 845 |
| Marlborough | 4,329 | 3,215 | 74.27% | 189 | 2 | 187 | 35 | 1 | 34 |
| Meriden | 29,779 | 19,029 | 63.90% | 975 | 29 | 946 | 365 | 4 | 361 |
| Middlebury | 5,736 | 3,942 | 68.72% | 255 | 6 | 249 | 40 | 0 | 40 |
| Middlefield | 3,476 | 2,364 | 68.01% | 137 | 2 | 135 | 20 | 0 | 20 |
| Middletown | 27,205 | 18,220 | 66.97% | 1,076 | 0 | 1,076 | 416 | 0 | 416 |
| Millford | 37,203 | 24,974 | 67.13% | 1,477 | 19 | 1,458 | 261 | 0 | 261 |
| Monroe | 13,224 | 9,283 | 70.20% | 488 | 6 | 482 | 85 | 0 | 85 |
| Montville | 10,636 | 6,698 | 62.97% | 275 | 10 | 265 | 93 | 0 | 93 |
| Morris | 1,857 | 1,283 | 69.09% | 62 | 0 | 62 | 15 | 0 | 15 |
| Naugatuck | 19,487 | 10,906 | 55.97% | 414 | 14 | 400 | 153 | 0 | 153 |
| New Britain | 31,615 | 17,144 | 54.23% | 648 | 1 | 647 | 307 | 0 | 307 |
| New Canaan | 14,081 | 9,899 | 70.30% | 1,188 | 12 | 1,176 | 97 | 0 | 97 |
| New Fairfield | 10,180 | 6,417 | 63.04% | 471 | 1 | 470 | 50 | 0 | 50 |
| New Hartford | 4,962 | 3,774 | 76.06% | 265 | 1 | 264 | 37 | 0 | 37 |

Election Day Registration, Turnout and Absentee Ballot Statistics

| Town | *Names on Official Check List (Active) | *Number Checked as Having Voted | Percentage Checked as Having Voted | Number of *Absentee Ballots Received from | Number of *Absentee Ballots Rejected | Number of *Absentee Ballots Voted | *Number of EDR Received | *Number of EDR Rejected | *Number of EDR Voted |
|------------------|--|---------------------------------|------------------------------------|---|--------------------------------------|-----------------------------------|-------------------------|-------------------------|----------------------|
| New Haven | 58,479 | 33,899 | 57.97% | 1,771 | 135 | 1,636 | 697 | 3 | 694 |
| New London | 16,054 | 7,048 | 43.90% | 348 | 3 | 345 | 241 | 3 | 238 |
| New Milford | 17,115 | 11,958 | 69.87% | 647 | 9 | 638 | 159 | 0 | 159 |
| Newington | 18,980 | 13,782 | 72.61% | 728 | 6 | 722 | 179 | 5 | 174 |
| Newtown | 17,688 | 13,624 | 77.02% | 1,150 | 14 | 1,136 | 114 | 0 | 114 |
| Norfolk | 1,163 | 907 | 77.99% | 93 | 7 | 86 | 15 | 1 | 14 |
| North Branford | 9,733 | 6,628 | 68.10% | 315 | 9 | 306 | 67 | 0 | 67 |
| North Canaan | 2,378 | 1,396 | 58.70% | 149 | 1 | 148 | 42 | 0 | 42 |
| North Haven | 17,237 | 12,212 | 70.85% | 636 | 0 | 636 | 123 | 1 | 122 |
| North Stonington | 4,301 | 2,599 | 60.43% | 157 | 2 | 155 | 30 | 0 | 30 |
| Norwalk | 53,575 | 32,762 | 61.15% | 1,903 | 24 | 1,879 | 462 | 0 | 462 |
| Norwich | 18,897 | 10,874 | 57.54% | 490 | 4 | 486 | 166 | 0 | 166 |
| Old Lyme | 5,898 | 4,267 | 72.35% | 367 | 4 | 363 | 36 | 0 | 36 |
| Old Saybrook | 8,693 | 5,910 | 67.99% | 629 | 11 | 618 | 60 | 0 | 60 |
| Orange | 10,375 | 7,618 | 73.43% | 617 | 20 | 597 | 62 | 0 | 62 |
| Oxford | 8,849 | 6,659 | 75.25% | 367 | 4 | 363 | 69 | 0 | 69 |
| Plainfield | 9,457 | 5,030 | 53.19% | 163 | 1 | 162 | 49 | 0 | 49 |
| Plainville | 11,993 | 7,509 | 62.61% | 261 | 4 | 257 | 74 | 0 | 74 |

Election Day Registration, Turnout and Absentee Ballot Statistics

| Town | *Names on Official Check List (Active) | *Number Checked as Having Voted | Percentage Checked as Having Voted | Number of *Absentee Ballots Received from | Number of *Absentee Ballots Rejected | Number of *Absentee Ballots Voted | *Number of EDR Received | *Number of EDR Rejected | *Number of EDR Voted |
|------------|--|---------------------------------|------------------------------------|---|--------------------------------------|-----------------------------------|-------------------------|-------------------------|----------------------|
| Plymouth | 8,204 | 4,447 | 54.21% | 185 | 1 | 184 | 51 | 1 | 50 |
| Pontifret | 2,733 | 1,995 | 73.00% | 99 | 5 | 94 | 29 | 0 | 29 |
| Portland | 6,477 | 4,767 | 73.60% | 420 | 8 | 412 | 90 | 2 | 88 |
| Preston | 3,044 | 2,206 | 72.47% | 65 | 0 | 65 | 62 | 2 | 60 |
| Prospect | 6,566 | 4,941 | 75.25% | 205 | 1 | 204 | 44 | 0 | 44 |
| Putnam | 5,825 | 3,127 | 53.68% | 122 | 2 | 120 | 37 | 0 | 37 |
| Redding | 7,162 | 4,877 | 68.10% | 553 | 7 | 546 | 41 | 0 | 41 |
| Ridgefield | 18,575 | 12,910 | 69.50% | 1,287 | 29 | 1,258 | 88 | 0 | 88 |
| Rocky Hill | 12,544 | 8,586 | 68.45% | 585 | 12 | 573 | 123 | 0 | 123 |
| Roxbury | 1,648 | 1,354 | 82.16% | 203 | 3 | 200 | 10 | 0 | 10 |
| Salem | 2,777 | 2,078 | 74.83% | 93 | 4 | 89 | 49 | 0 | 49 |
| Salisbury | 2,949 | 2,180 | 73.92% | 356 | 9 | 347 | 22 | 0 | 22 |
| Scotland | 1,273 | 784 | 61.59% | 31 | 0 | 31 | 6 | 0 | 6 |
| Seymour | 11,060 | 7,345 | 66.41% | 281 | 0 | 281 | 101 | 0 | 101 |
| Sharon | 1,739 | 1,373 | 78.95% | 184 | 9 | 175 | 19 | 1 | 18 |
| Shelton | 24,873 | 17,952 | 72.17% | 1,021 | 15 | 1,006 | 275 | 0 | 275 |
| Sherman | 2,614 | 1,848 | 70.70% | 201 | 2 | 199 | 27 | 0 | 27 |
| Simsbury | 18,340 | 13,039 | 71.10% | 1,058 | 13 | 1,045 | 123 | 0 | 123 |
| Somers | 6,419 | 4,143 | 64.54% | 263 | 7 | 256 | 60 | 0 | 60 |

Election Day Registration, Turnout and Absentee Ballot Statistics

| Town | *Names on Official Check List (Active) | *Number Checked as Having Voted | Percentage Checked as Having Voted | Number of *Absentee Ballots Received from | Number of *Absentee Ballots Rejected | Number of *Absentee Ballots Voted | *Number of EDR Received | *Number of EDR Rejected | *Number of EDR Voted |
|---------------|--|---------------------------------|------------------------------------|---|--------------------------------------|-----------------------------------|-------------------------|-------------------------|----------------------|
| South Windsor | 16,606 | 12,380 | 74.55% | 854 | 17 | 837 | 150 | 2 | 148 |
| Southbury | 14,808 | 10,544 | 71.20% | 843 | 34 | 809 | 93 | 0 | 93 |
| Southington | 29,018 | 20,633 | 71.10% | 1,084 | 21 | 1,063 | 181 | 0 | 181 |
| Sprague | 1,894 | 1,329 | 70.54% | 44 | 2 | 42 | 25 | 0 | 25 |
| Stafford | 7,196 | 5,112 | 71.04% | 264 | 7 | 257 | 52 | 0 | 52 |
| Stamford | 70,449 | 44,199 | 62.74% | 2,704 | 75 | 2,629 | 514 | 14 | 500 |
| Sterling | 2,548 | 1,320 | 51.81% | 20 | 2 | 18 | 13 | 0 | 13 |
| Stonington | 13,933 | 9,404 | 67.49% | 846 | 13 | 833 | 99 | 1 | 98 |
| Stratford | 36,099 | 21,458 | 59.44% | 1,133 | 17 | 1,116 | 246 | 0 | 246 |
| Suffield | 9,203 | 6,525 | 70.90% | 452 | 7 | 445 | 64 | 0 | 64 |
| Thornston | 4,868 | 3,402 | 69.88% | 124 | 5 | 119 | 53 | 0 | 53 |
| Thompson | 6,294 | 3,723 | 59.15% | 146 | 2 | 144 | 32 | 1 | 31 |
| Tolland | 10,442 | 7,480 | 71.63% | 402 | 9 | 393 | 64 | 0 | 64 |
| Trumbull | 26,164 | 17,181 | 65.67% | 1,169 | 14 | 1,155 | 130 | 1 | 129 |
| Union | 630 | 472 | 74.92% | 34 | 0 | 34 | 8 | 0 | 8 |
| Vernon | 16,871 | 11,694 | 69.31% | 557 | 12 | 545 | 163 | 3 | 160 |
| Voluntown | 1,688 | 1,224 | 73.38% | 54 | 0 | 54 | 10 | 0 | 10 |
| Wallingford | 27,920 | 19,823 | 71.00% | 1,189 | 15 | 1,174 | 196 | 0 | 196 |

Election Day Registration, Turnout and Absentee Ballot Statistics

| Town | *Names on Official Check List (Active) | *Number Checked as Having Voted | Percentage Checked as Having Voted | Number of *Absentee Ballots Received from | Number of *Absentee Ballots Rejected | Number of *Absentee Ballots Voted | *Number of EDR Received | *Number of EDR Rejected | *Number of EDR Voted |
|---------------|--|---------------------------------|------------------------------------|---|--------------------------------------|-----------------------------------|-------------------------|-------------------------|----------------------|
| Warren | 1,079 | 774 | 71.73% | 65 | 0 | 65 | 7 | 0 | 7 |
| Washington | 2,568 | 2,251 | 87.66% | 273 | 8 | 265 | 34 | 0 | 34 |
| Waterbury | 51,623 | 26,944 | 52.19% | 1,209 | 47 | 1,162 | 364 | 4 | 360 |
| Waterford | 12,786 | 9,494 | 74.25% | 638 | 5 | 633 | 101 | 0 | 101 |
| Walerstown | 14,453 | 10,233 | 70.80% | 465 | 15 | 450 | 166 | 0 | 166 |
| West Hartford | 40,568 | 30,401 | 74.94% | 2,772 | 46 | 2,726 | 485 | 0 | 485 |
| West Haven | 27,430 | 16,222 | 59.14% | 0 | 0 | 0 | 0 | 0 | 0 |
| Westbrook | 5,003 | 3,486 | 69.88% | 216 | 1 | 215 | 60 | 0 | 60 |
| Weston | 6,884 | 5,183 | 75.29% | 688 | 11 | 687 | 55 | 0 | 55 |
| Westport | 18,867 | 14,265 | 75.61% | 1,906 | 46 | 1,860 | 115 | 0 | 115 |
| Wetherfield | 17,728 | 12,881 | 72.66% | 538 | 7 | 531 | 157 | 0 | 157 |
| Willington | 3,614 | 2,774 | 76.76% | 111 | 3 | 108 | 49 | 0 | 49 |
| Wilton | 13,021 | 9,400 | 72.19% | 1,066 | 26 | 1,040 | 93 | 0 | 93 |
| Winchester | 5,979 | 4,246 | 71.02% | 204 | 0 | 204 | 66 | 1 | 65 |
| Windham | 11,590 | 6,802 | 58.69% | 248 | 10 | 238 | 346 | 0 | 346 |
| Windsor | 21,908 | 14,134 | 64.52% | 721 | 6 | 715 | 111 | 0 | 111 |
| Windsor Locks | 8,390 | 5,218 | 62.19% | 190 | 0 | 190 | 81 | 0 | 81 |
| Wolcott | 12,430 | 7,914 | 63.67% | 373 | 8 | 365 | 0 | 0 | 0 |
| Woodbridge | 6,450 | 4,877 | 75.61% | 547 | 13 | 534 | 57 | 0 | 57 |

Election Day Registration, Turnout and Absentee Ballot Statistics

| Town | *Names on Official Check List (Active) | *Number Checked as Having Voted | Percentage Checked as Having Voted | Number of *Absentee Ballots Received from | Number of *Absentee Ballots Rejected | Number of *Absentee Ballots Voted | *Number of EDR Received | *Number of EDR Rejected | *Number of EDR Voted |
|------------------------|--|---------------------------------|------------------------------------|---|--------------------------------------|-----------------------------------|-------------------------|-------------------------|----------------------|
| Woodbury | 7,783 | 5,285 | 67.90% | 375 | 0 | 375 | 55 | 0 | 55 |
| Woodstock | 5,602 | 3,744 | 66.83% | 235 | 5 | 230 | 50 | 0 | 50 |
| Statewide Total | 2,156,671 | 1,406,319 | 65.21% | 88,190 | 1,733 | 86,457 | 18,932 | 161 | 18,771 |

* Includes Overseas Ballot Votes


STATE OF CONNECTICUT
OFFICE OF THE SECRETARY OF THE STATE

We, the undersigned, having canvassed the Returns of the Presiding Officers of the Electors' Meetings in the several towns of this State, hereby declare

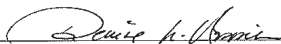
NED LAMONT

elected GOVERNOR of the State of Connecticut for the term of four years from the Wednesday following the first Monday of January, Two Thousand Nineteen.

Dated in Hartford, Connecticut
this twenty-eighth day of November
Two Thousand Eighteen



Denise W. Merrill
Secretary of the State



Denise L. Nappier
Treasurer



P. Martha Carlson
Deputy Comptroller


STATE OF CONNECTICUT
OFFICE OF THE SECRETARY OF THE STATE

We, the undersigned, having canvassed the Returns of the Presiding Officers of the Electors' Meetings in the several towns of this State, hereby declare


SUSAN BYSIEWICZ

elected LIEUTENANT GOVERNOR of the State of Connecticut for the term of four years from the Wednesday following the first Monday of January, Two Thousand Nineteen.


Dated in Hartford, Connecticut
this twenty-eighth day of November
Two Thousand Eighteen



Denise W. Merrill
Secretary of the State



Denise L. Nappier
Treasurer



P. Martha Carlson
Deputy Comptroller