

City of Hartford
Connecticut

Historical Election Results

2001- 2015

Compiled from Official Election Documents

CITY OF HARTFORD - REGISTRARS OF VOTERS

Democratic Municipal Primary

March 07, 2006

Voting Districts	1	2	3	4	5	6	7	8	9	10	11	12	13	14	15	16	17	18	19	20	21	22	23	TOTALS	
TOWN COMMITTEE - ASSEMBLY DISTRICT 4																									
1B Angel Arce	0	0	0	0	0	0	0	0	0	0	0	0	0	0	17	63	79	106	0	0	0	0	0	0	265
2B Sean P. Arena	0	0	0	0	0	0	0	0	0	0	0	0	0	0	19	62	81	113	0	0	0	0	0	0	275
3B Luis C. Caban	0	0	0	0	0	0	0	0	0	0	0	0	0	0	18	56	82	112	0	0	0	0	0	0	268
4B Yolanda Castillo	0	0	0	0	0	0	0	0	0	0	0	0	0	0	18	67	86	116	0	0	0	0	0	0	287
5B Alexcia Harrison	0	0	0	0	0	0	0	0	0	0	0	0	0	0	19	57	76	108	0	0	0	0	0	0	260
6B Kevin T. Henry	0	0	0	0	0	0	0	0	0	0	0	0	0	0	21	54	74	110	0	0	0	0	0	0	259
7B Evelyn C. Mantilla	0	0	0	0	0	0	0	0	0	0	0	0	0	0	21	66	95	122	0	0	0	0	0	0	304
8B Kelvin Roldan	0	0	0	0	0	0	0	0	0	0	0	0	0	0	17	56	74	108	0	0	0	0	0	0	255
9B Edison Silva	0	0	0	0	0	0	0	0	0	0	0	0	0	0	20	56	79	106	0	0	0	0	0	0	261
10B Luz V. Torres	0	0	0	0	0	0	0	0	0	0	0	0	0	0	18	54	72	105	0	0	0	0	0	0	249
11B Sammy Vazquez	0	0	0	0	0	0	0	0	0	0	0	0	0	0	16	56	69	69	0	0	0	0	0	0	210
1C Ruben Acosta	0	0	0	0	0	0	0	0	0	0	0	0	0	0	5	27	34	25	0	0	0	0	0	0	91
2C Ana M. Deleon	0	0	0	0	0	0	0	0	0	0	0	0	0	0	5	25	30	25	0	0	0	0	0	0	85
3C Elsa M. Fazzini	0	0	0	0	0	0	0	0	0	0	0	0	0	0	5	24	25	24	0	0	0	0	0	0	78
5C Maria C. Rodriguez	0	0	0	0	0	0	0	0	0	0	0	0	0	0	4	27	33	30	0	0	0	0	0	0	94
6C Carmen Sanchez	0	0	0	0	0	0	0	0	0	0	0	0	0	0	4	26	31	23	0	0	0	0	0	0	84
7C Johanna Torres	0	0	0	0	0	0	0	0	0	0	0	0	0	0	4	24	31	23	0	0	0	0	0	0	82
8C Maria A. Torres	0	0	0	0	0	0	0	0	0	0	0	0	0	0	5	28	34	25	0	0	0	0	0	0	92
9C Diane M. Turner	0	0	0	0	0	0	0	0	0	0	0	0	0	0	4	24	30	26	0	0	0	0	0	0	84
10C Elizabeth Villanueva	0	0	0	0	0	0	0	0	0	0	0	0	0	0	5	28	35	28	0	0	0	0	0	0	96
11C Jose A. Villanueva	0	0	0	0	0	0	0	0	0	0	0	0	0	0	4	25	31	20	0	0	0	0	0	0	80
Total:	0	0	0	0	0	0	0	0	0	0	0	0	0	0	249	905	1181	1424	0	0	0	0	0	0	3759

OFFICIAL

CITY OF HARTFORD - REGISTRARS OF VOTERS

Democratic Municipal Primary

March 07, 2006

Voting Districts	1	2	3	4	5	6	7	8	9	10	11	12	13	14	15	16	17	18	19	20	21	22	23	TOTALS
TOWN COMMITTEE - ASSEMBLY DISTRICT 5																								
1B Mamie M. Bell	0	0	0	0	0	0	0	0	0	0	0	0	0	0	0	0	0	0	37	51	110	62	109	369
2B Eric J. Clarke	0	0	0	0	0	0	0	0	0	0	0	0	0	0	0	0	0	0	39	52	110	57	99	357
3B Marc A. DiBella	0	0	0	0	0	0	0	0	0	0	0	0	0	0	0	0	0	0	49	51	108	58	92	358
4B W. Michael Downes	0	0	0	0	0	0	0	0	0	0	0	0	0	0	0	0	0	0	40	55	107	62	92	356
5B Abraham L. Giles	0	0	0	0	0	0	0	0	0	0	0	0	0	0	0	0	0	0	37	54	111	63	110	375
6B Georgiana E. Holloway	0	0	0	0	0	0	0	0	0	0	0	0	0	0	0	0	0	0	37	55	113	57	93	355
7B Marie Lopez Kirkley-Bey	0	0	0	0	0	0	0	0	0	0	0	0	0	0	0	0	0	0	43	55	115	66	109	388
8B Paul M. Ritter	0	0	0	0	0	0	0	0	0	0	0	0	0	0	0	0	0	0	39	50	107	69	108	373
9B L. Raquel Rivera	0	0	0	0	0	0	0	0	0	0	0	0	0	0	0	0	0	0	38	50	111	57	90	346
10B William R. Smith	0	0	0	0	0	0	0	0	0	0	0	0	0	0	0	0	0	0	38	50	102	65	98	353
11B Clorinda Soldevilla	0	0	0	0	0	0	0	0	0	0	0	0	0	0	0	0	0	0	35	49	106	54	84	328
12B Radames Vasquez	0	0	0	0	0	0	0	0	0	0	0	0	0	0	0	0	0	0	37	49	106	56	99	347
13B Ludella Perry Williams	0	0	0	0	0	0	0	0	0	0	0	0	0	0	0	0	0	0	36	49	102	59	96	342
1C Martha Allen-Johnson	0	0	0	0	0	0	0	0	0	0	0	0	0	0	0	0	0	0	3	29	38	57	101	228
2C Donald S. Brown, Jr.	0	0	0	0	0	0	0	0	0	0	0	0	0	0	0	0	0	0	4	23	37	48	103	215
3C Merle Davis	0	0	0	0	0	0	0	0	0	0	0	0	0	0	0	0	0	0	3	27	40	57	115	242
4C Dwane B. Jackson	0	0	0	0	0	0	0	0	0	0	0	0	0	0	0	0	0	0	3	24	39	47	100	213
5C Ralph R. Martin, Jr.	0	0	0	0	0	0	0	0	0	0	0	0	0	0	0	0	0	0	4	22	35	51	96	208
6C Betty J. Monts	0	0	0	0	0	0	0	0	0	0	0	0	0	0	0	0	0	0	5	25	36	59	113	238
7C Beverly J. Monts	0	0	0	0	0	0	0	0	0	0	0	0	0	0	0	0	0	0	3	25	39	56	110	233
8C Caroline Smith	0	0	0	0	0	0	0	0	0	0	0	0	0	0	0	0	0	0	5	24	35	46	95	205
9C Gail Valentine Smith	0	0	0	0	0	0	0	0	0	0	0	0	0	0	0	0	0	0	5	27	38	48	97	215
10C Robert Washington	0	0	0	0	0	0	0	0	0	0	0	0	0	0	0	0	0	0	4	25	35	44	91	199

OFFICIAL

CITY OF HARTFORD - REGISTRARS OF VOTERS

Democratic Municipal Primary

March 07, 2006

Voting Districts		1	2	3	4	5	6	7	8	9	10	11	12	13	14	15	16	17	18	19	20	21	22	23	TOTALS	
TOWN COMMITTEE - ASSEMBLY DISTRICT 5																										
11C	Marie Wright	0	0	0	0	0	0	0	0	0	0	0	0	0	0	0	0	0	0	0	3	24	35	48	101	211
Total:		0	0	0	0	0	0	0	0	0	0	0	0	0	0	0	0	0	0	0	547	945	1815	1346	2401	7054

CITY OF HARTFORD

DEMOCRATIC TOWN COMMITTEE PRIMARY

MARCH 7, 2006

(COMPILATION OF VOTES AND ENROLLMENT IN ACCORDANCE WITH SECTION 9-307)

DISTRICT	NUMBER OF NAMES ON LIST	+ OR -	NEW TOTAL OF NAMES ON LIST	NUMBER CHECKED AS VOTING	NUMBER LISTED AS NOT VOTING	PERCENTAGE	NAMES OF ASSISTANT REGISTRARS					
1	0	0	0	0	0	0	NONE					
2	0	0	0	0	0	0	NONE					
3	0	0	0	0	0	0	NONE					
4	0	0	0	0	0	0	NONE					
5	0	0	0	0	0	0	NONE					
6	0	0	0	0	0	0	NONE					
7	0	0	0	0	0	0	NONE					
8	1547	0	1547	316	1231	20.43	SONIA RUIZ	MARIA B. GONZALEZ				
9	1919	9	1928	356	1572	18.46	MIGDALIA CAMPOS	ROY SINCLAIR				
10	1999	0	1999	345	1654	17.26	ANA C. RODRIGUEZ	MARITZA AGOSTO				
11	0	0	0	0	0	0	NONE					
12	0	0	0	0	0	0	NONE					
13	0	0	0	0	0	0	NONE					
14	0	0	0	0	0	0	NONE					
15	745	0	745	30	715	4.03	NORIBEL ROMAN					
16	1239	0	1239	102	1137	8.23	ANDRE CABAN					
17	1318	3	1321	134	1187	10.14	JESENIA FUSTER	APRIL LYNNE MOTLEY				
18	1010	4	1014	163	851	16.07	MARIA M. LOPEZ	JORGE GONZALEZ				
19	295	1	296	54	242	18.24	TALIA ORR					
20	1122	0	1122	92	1030	8.20	BETTIE R. MARTIN	BELINDA A. PETERS				
21	1190	7	1197	160	1037	13.37	LAURA VEGA	TUWANA ARCHER				
22	1894	0	1894	124	1770	6.55	ROSALIND CRUMPTON	MARCELYN WILSON-BRANNON				
23	1422	0	1422	228	1194	16.03	PAULINE HARRIS	JONATHAN BRUCE				

L: 15700 24 15724 2104 13620 13.38

CITY OF HARTFORD - REGISTRARS OF VOTERS

Democratic Municipal Primary

March 07, 2006

Voting District(s)	Beginning Totals	Additions/ Deletions	NewTotal	Number Voting	Not Voting	Percent Voted
001	0	0	0	0	0	0.00%
002	0	0	0	0	0	0.00%
003	0	0	0	0	0	0.00%
004	0	0	0	0	0	0.00%
005	0	0	0	0	0	0.00%
006	0	0	0	0	0	0.00%
007	0	0	0	0	0	0.00%
008	1547	0	1547	316	1231	20.43%
009	1919	9	1928	356	1572	18.46%
010	1999	0	1999	345	1654	17.26%
011	0	0	0	0	0	0.00%
012	0	0	0	0	0	0.00%
013	0	0	0	0	0	0.00%
014	0	0	0	0	0	0.00%
015	745	0	745	30	715	4.03%
016	1239	0	1239	102	1137	8.23%
017	1318	3	1321	134	1187	10.14%
018	1010	4	1014	163	851	16.07%
019	295	1	296	54	242	18.24%
020	1122	0	1122	92	1030	8.20%
021	1190	7	1197	160	1037	13.37%
022	1894	0	1894	124	1770	6.55%
023	1422	0	1422	228	1194	16.03%
Total:	15700	24	15724	2104	13620	13.38%

OFFICIAL

Part II - Official Check List Report

	A. Total number of names on official check list (include only the active enrollment list and names restored to it on primary day):	B. Total number of names checked as having voted, by machine and by absentee ballot (as counted on official check list):
1. Entire Municipality: (Town, Borough, City)	<u>15,724</u>	<u>2104</u>
2. Political Subdivision if applicable (e.g., Council District, Ward, etc.):	A. Total number of names on official check list (include only the active enrollment list and names restored to it on primary day):	B. Total number of names checked as having voted, by machine and by absentee ballot (as counted on official check list):
District 8	<u>1547</u>	<u>316</u>
District 9	<u>1928</u>	<u>356</u>
District 10	<u>1999</u>	<u>345</u>
District 15	<u>745</u>	<u>30</u>
District 16	<u>1239</u>	<u>102</u>
District 17	<u>1321</u>	<u>134</u>
District 18	<u>1014</u>	<u>163</u>
District 19	<u>296</u>	<u>54</u>
District 20	<u>1122</u>	<u>92</u>
District 21	<u>1197</u>	<u>160</u>
District 22	<u>1894</u>	<u>124</u>
District 23	<u>1422</u>	<u>228</u>
_____	_____	_____
_____	_____	_____
_____	_____	_____
_____	_____	_____
_____	_____	_____
_____	_____	_____
_____	_____	_____
_____	_____	_____
_____	_____	_____
_____	_____	_____

I hereby certify that the foregoing are the returns of the primary of the above-named party in the above-named municipality, legally warned and held on March 7, 2006.

SIGN HERE: X Tony Mein
Tony Mein

March 8, 2006
Date

Head Moderator Moderator
[-check one-]

Head Moderator's/ Moderator's Telephone Numbers:

(860)728-0065 _____
(Home) (Work)

AMENDED COPY

State of Connecticut
Office of the Secretary of the State
Election Services Division

PRESCRIBED FORM FOR RETURN OF VOTES CAST AT A MUNICIPAL OR
TOWN COMMITTEE PRIMARY
(C.G.S. §9-440 and . §9-314(b))

Head moderator, or moderator in municipalities with only a single voting district, to complete, sign, and forthwith transmit one copy of this return, **BY FAX and MAIL** or by hand delivery, to **SECRETARY OF THE STATE**, Election Services Division, 30 Trinity Street, P.O. Box 150470, Hartford, CT 06115-0470. Use additional pages, if necessary. A duplicate return is to be filed with the municipal clerk.

City _____
Town of Hartford
Borough _____

Date of Primary: March 7, 2006
Party: REPUBLICAN
 DEMOCRATIC

Part I - Candidates

Office or Position Designation

(from ballot,
including political
subdivision, if
applicable--e.g.,
Council District,
Ward, etc.)

Candidate
(from ballot)

Number of
Votes Received

<u>Office or Position Designation</u> (from ballot, including political subdivision, if applicable--e.g., Council District, Ward, etc.)	<u>Candidate</u> (from ballot)	<u>Number of</u> <u>Votes Received</u>
3 rd Assembly District Democratic Town Committee	Olga A. Concepcion	569
3 rd Assembly District Democratic Town Committee	Rupert Daniels	570
3 rd Assembly District Democratic Town Committee	Nilda Delvalle	570
3 rd Assembly District Democratic Town Committee	Edgardo Escudero	565
3 rd Assembly District Democratic Town Committee	Minnie Gonzalez	620
3 rd Assembly District Democratic Town Committee	Angel Luis Mendez	565
3 rd Assembly District Democratic Town Committee	Antonio Mercado	560
3 rd Assembly District Democratic Town Committee	Virginia Nunes	568
3 rd Assembly District Democratic Town Committee	James E. Quint	552
3 rd Assembly District Democratic Town Committee	Melania Rivera	557
3 rd Assembly District Democratic Town Committee	Carmen Rodriguez	563
3 rd Assembly District Democratic Town Committee	Jane Russell	543
3 rd Assembly District Democratic Town Committee	Joseph Clifford Barber	366
3 rd Assembly District Democratic Town Committee	Alicia Diana	357
3 rd Assembly District Democratic Town Committee	Francis Davila	360
3 rd Assembly District Democratic Town Committee	Diana Dos Santos	359
3 rd Assembly District Democratic Town Committee	Lori A. Dullary	354
3 rd Assembly District Democratic Town Committee	Ramon Espinoza	357
3 rd Assembly District Democratic Town Committee	Ivette M. Gonzalez	356
3 rd Assembly District Democratic Town Committee	Wendell P. Moore	344
3 rd Assembly District Democratic Town Committee	William Perez	354
3 rd Assembly District Democratic Town Committee	Sonia M. Ramos	350
3 rd Assembly District Democratic Town Committee	Mayra L. Rios	345
3 rd Assembly District Democratic Town Committee	Elvis R. Tejada	350
4 th Assembly District Democratic Town Committee	Angel Arce	265
4 th Assembly District Democratic Town Committee	Sean P. Arena	275
4 th Assembly District Democratic Town Committee	Luis C. Caban	268
4 th Assembly District Democratic Town Committee	Yolanda Castillo	287
4 th Assembly District Democratic Town Committee	Alexcia Harrison	260
4 th Assembly District Democratic Town Committee	Kevin T. Henry	259
4 th Assembly District Democratic Town Committee	Evelyn C. Mantilla	304
4 th Assembly District Democratic Town Committee	Kelvin Roldan	255
4 th Assembly District Democratic Town Committee	Edison Silva	261
4 th Assembly District Democratic Town Committee	Luz V. Torres	249
4 th Assembly District Democratic Town Committee	Sammy Vazquez	210
4 th Assembly District Democratic Town Committee	Ruben Acosta	91

DEMOCRATIC PRIMARY AUG. 8, 2006

CITY OF HARTFORD - REGISTRARS OF VOTERS

Democratic State, District Municipal Primary

August 08, 2006

RECEIVED BY

D. M. Carey

AUG 10 P 1:58

Voting Districts	1	2	3	4	5	6	7	8	9	10	11	12	13	14	15	16	17	18	19	20	21	22	23	TOTALS
GOVERNOR																								
1A Dan Malloy	181	98	294	99	244	252	259	200	165	217	188	184	202	178	82	139	158	149	89	112	127	178	211	4006
1B John DeStefano	242	73	239	43	259	196	358	176	209	229	221	199	195	284	114	127	119	124	73	121	74	179	213	4067
Total:	423	171	533	142	503	448	617	376	374	446	409	383	397	462	196	266	277	273	162	233	201	357	424	8073
LT. GOVERNOR																								
2A Mary Messina Glassman	148	59	236	86	202	230	233	180	131	190	156	171	172	171	88	123	157	143	75	102	114	168	206	3541
2B Scott Slifka	155	74	206	96	183	145	203	114	161	153	153	133	143	146	77	82	80	95	58	79	53	106	134	2829
Total:	303	133	442	182	385	375	436	294	292	343	309	304	315	317	165	205	237	238	133	181	167	274	340	6370
UNITED STATES SENATOR																								
3A Joseph Lieberman	231	63	177	57	237	287	324	230	159	243	195	229	186	261	106	132	156	165	57	123	72	237	257	4184
3B Ned Lamont	232	112	365	178	297	212	352	174	218	230	231	182	233	213	108	146	135	138	112	137	90	163	203	4461
Total:	463	175	542	235	534	499	676	404	377	473	426	411	419	474	214	278	291	303	169	260	162	400	460	8645
STATE REPRESENTATIVE - ASSEMBLY DISTRICT 3																								
4A Minnie Gonzalez	0	0	0	0	0	0	0	344	340	348	0	0	0	0	0	0	0	0	0	0	0	0	0	1032
4B Frank DeJesus	0	0	0	0	0	0	0	120	105	181	0	0	0	0	0	0	0	0	0	0	0	0	0	406
Total:	0	0	0	0	0	0	0	464	445	529	0	0	0	0	0	0	0	0	0	0	0	0	0	1438
STATE REPRESENTATIVE - ASSEMBLY DISTRICT 4																								
4A Kelvin Roldan	0	0	0	0	0	0	0	0	0	0	0	0	0	0	129	166	223	200	0	0	0	0	0	718
4B Angel Arce	0	0	0	0	0	0	0	0	0	0	0	0	0	0	82	111	100	128	0	0	0	0	0	421
Total:	0	0	0	0	0	0	0	0	0	0	0	0	0	0	211	277	323	328	0	0	0	0	0	1139

OFFICIAL

TOWN & CITY CLERK
HARTFORD

CITY OF HARTFORD - REGISTRARS OF VOTERS

Democratic State, District Municipal Primary

August 8, 2006

Voting District (s)	Beginning Totals	Additions/ Deletions	New total	Number Voting	Not Voting	Percent Voted
1	1339	1	1340	489	851	36.49%
2	360	2	362	181	181	50.00%
3	1118	7	1125	462	663	41.07%
4	574	5	579	257	322	44.39%
5	1619	12	1631	565	1066	34.64%
6	1753	10	1763	521	1242	29.55%
7	1892	1	1893	699	1194	36.93%
8	1483	22	1505	498	1007	33.09%
9	1723	16	1739	487	1252	28.00%
10	1892	10	1902	575	1327	30.23%
11	1251	1	1252	446	806	35.62%
12	1561	3	1564	422	1142	26.98%
13	1295	8	1303	432	871	33.15%
14	1476	5	1481	497	984	33.56%
15	739	4	743	240	503	32.30%
16	1150	14	1164	316	848	27.15%
17	1285	7	1292	348	944	26.93%
18	939	11	950	367	583	38.63%
19	294	2	296	170	126	57.43%
20	1032	11	1043	274	769	26.27%
21	1053	11	1064	222	842	20.86%
22	1740	15	1755	412	1343	23.48%
23	1335	12	1347	478	869	35.49%
Total:	28903	190	29093	9358	19735	32.17%

OFFICIAL

RECEIVED BY
D. J. Conroy
 1 2006 AUG 10 P 1:59
 TOWN & CITY CLERK
 HARTFORD

City of Hartford Recount Listing by Candidate
 Democratic State, District Municipal Primary
 August 8, 2006

OFFICIAL

Office: Governor

Seats: 1 Total Having Voted: 8073

Lever(Name)	Total	Win/Loose Diff	0.5% 40
1B (John Destefano)	4067	(61)	
1A (Dan Malloy)	4006		
Office Totals	8073		

Office: Lt. Governor

Seats: 2 Total Having Voted: 6370

Lever(Name)	Total	Win/Loose Diff	0.5% 32
2A (Mary Messina Glassman)	3541	(712)	
2B (Scott Slifka)	2829		
Office Totals	6370		

Office: United States Senator

Seats: 3 Total Having Voted: 8645

Lever(Name)	Total	Win/Loose Diff	0.5% 43
3B (Ned Lamont)	4461	(277)	
3A (Joseph Lieberman)	4184		
Office Totals	8645		

Office: State Representative - Assembly District 3

Seats: 0 Total Having Voted: 1438

Lever(Name)	Total	Win/Loose Diff	0.5% 7
4A (Minnie Gonzalez)	1032	(626) No Recount	
4B (Frank DeJesus)	406		
Office Totals	1438		

Office: State Representative - Assembly District 4

Seats: 0 Total Having Voted: 1139

Lever(Name)	Total	Win/Loose Diff	0.5% 6
4A (Kelvin Roldan)	718	(297) No Recount	
4B (Angel Arce)	421		
Office Totals	1139		

RECEIVED BY
[Signature]
 TOWN & CITY CLERK
 HARTFORD
 1 2006 AUG 10 P 1:58

CITY OF HARTFORD - REGISTRARS OF VOTERS

Republican 1St Congressional District Primary

August 08, 2006

10

OFFICIAL

Voting Districts		1	2	3	4	5	6	7	8	9	10	11	12	13	14	15	16	17	18	19	20	21	22	23
REPRESENTATIVE IN CONGRESS																								
1A	Scott MacLean	3	1	12	2	5	0	3	1	2	5	10	7	17	5	1	3	5	2	4	3	3	1	2
1B	Miriam J. Masullo	3	3	6	0	4	3	1	1	4	4	7	3	0	9	6	1	2	3	1	0	2	0	0
Total:		6	4	18	2	9	3	4	2	6	9	17	10	17	14	7	4	7	5	5	3	5	1	2

REPUBLICAN STATE PRIMARY
 AUGUST 8, 2006
 ABSENTEE BALLOT DATA

DISTRICT	LIVILIAN BALLOTS ISSUED	LIVILIAN BALLOTS RETURNED	ARMED FORCES BALLOTS ISSUED	ARMED FORCES BALLOTS RETURNED								
1	0	0	0	0								
2	0	0	0	0								
3	5	5	0	0								
4	0	0	0	0								
5	4	2	1	0								
6	0	0	0	0								
7	0	0	0	0								
8	0	0	0	0								
9	2	2	1	0								
10	4	4	0	0								
11	11	11	0	0								
12	2	0	1	0								
13	1	1	0	0								
14	4	4	0	0								
15	2	1	0	0								
16	1	1	0	0								
17	4	4	0	0								
18	0	0	0	0								
19	0	0	0	0								
20	1	1	0	0								
21	0	0	0	0								
22	0	0	0	0								
23	0	0	0	0								

TOTAL: 41 36 3 0

CITY OF HARTFORD - REGISTRARS OF VOTERS

Republican 1St Congressional District Primary

August 08, 2006

OFFICIAL

Voting District(s)	Beginning Totals	Additions/ Deletions	NewTotal	Number Voting	Not Voting	Percent Voted
001	56	1	57	6	51	10.53%
002	67	0	67	4	63	5.97%
003	131	0	131	18	113	13.74%
004	49	0	49	2	47	4.08%
005	158	0	158	10	148	6.33%
006	57	0	57	3	54	5.26%
007	76	0	76	4	72	5.26%
008	69	0	69	2	67	2.90%
009	111	1	112	6	106	5.36%
010	114	0	114	9	105	7.89%
011	197	0	197	17	180	8.63%
012	130	0	130	10	120	7.69%
013	119	0	119	17	102	14.29%
014	176	0	176	14	162	7.95%
015	50	0	50	7	43	14.00%
016	74	0	74	4	70	5.41%
017	103	0	103	7	96	6.80%
018	36	0	36	5	31	13.89%
019	73	0	73	5	68	6.85%
020	55	0	55	3	52	5.45%
021	25	0	25	5	20	20.00%
022	48	0	48	1	47	2.08%
023	40	0	40	3	37	7.50%
Total:	2014	2	2016	162	1854	8.04%

City of Hartford Return of Votes Cast

Republican 1St Congressional District Primary

August 08, 2006

Description:
Representative In Congress
Representative In Congress

Candidate
Miriam J. Masullo
Scott MacLean

Votes
63
97

OFFICIAL

August 08, 2006

Head Moderator's Return
Amendment & Statistics

Report of Absentee Ballots

Number Received from Town Clerk

Absentee (Including Civilian, Postage-Free Armed Forces, etc.)	+	Overseas	=	36	0	36
						1
				Number Rejected		
				Number Counted		35

Report of Provisional Ballots

Total Provisional Ballots Issued Townwide 0

Official Check List Report

Total Number of Names on Official Check List 2016

(Names on the ACTIVE registry list and names restored to the ACTIVE list on election day; also overseas ballot applicants)

Total Number of Names Checked as having Voted 162

(Total of the name-by-name count of ALL names checked on the official check list as having voted by machine, by absentee ballot, and by oversea ballot -- including names checked at the absentee ballot central counting location, if any.)

Total Votes for Governor Representative in Congress


ALL Candidates

→ 160 ←

This Number Should be less than or Equal to This Number

List of Votes Certified By

Sign Here


Signature of Head Moderator -- Presiding Officer

EUGENE CIMIANO

Print Head Moderator's Name

Head Moderator's Home Tel#

860-296-0508

Head Moderator's Work Tel#

N/A

Notice to Head Moderator

1. Preliminary Report: Town Clerk, Head Moderator or Registrar of Voters is requested to FAX ALL RETURN FORMS to (860) 509-6127 (alternates: 509-7579, 509-6131) as soon as possible after polls close. This Fax report does not replace the required official filing (see below).
2. MANDATORY OFFICIAL FILING: Head Moderator must make a duplicate set of all returns and sign both sets. Head Moderator must seal and deliver one complete signed set of these returns immediately by hand to the Secretary of the State, Election Services Division, 2nd floor, 30 Trinity St., Hartford, not later than 6 PM, Aug 09, 2006 or to the State Police not later than 4PM Aug 09, 2006 . If late, the moderator must pay a late fee of \$50.
3. Head Moderator must deliver the other complete signed set of these returns to the Town Clerk on or before Aug 09, 2006. (CGS, Sec.

Head Moderator's Return - Candidate on Ballot

Hartford

Republican Primary

August 08, 2008

Notes:

1. Enter total votes in the boxes directly below each candidate's name. If the candidate received no votes, enter 0 (zero). DO NOT enter anything in a box which does not have a candidate's name directly above it.

2. Write-in votes for a candidate appearing on the ballot should be added into the candidate's total votes as reported on this form. Write-in votes for Registered Write-In Candidates are reported on a separate form.

At the State Election in the town of legally warned and held on August 08, 2008, the following candidates received the number of votes annexed to their names respectively:

Representative in Congress

Congressional District

1

Republican
Scott MacLean

Republican
Miriam J. Masullo

97

63

Sign Here

List of Votes Certified By



EUGENE CIMIANO
HEAD MODERATOR

ELECTION RECANVASS RETURN FORM

TO: Secretary of the State
30 Trinity Street
Hartford, Connecticut 06106

Attention: Election Services Division

City of Hartford
Borough}

Date of Recanvass: August 10, 2006

RECEIVED BY
[Signature]
TOWN & CITY CLERK
HARTFORD
2006 AUG 11 A 10:18

Number of Provisional Ballots: Received 44 Counted 0 Rejected 44

I certify that on the date above, a recanvass/provisional ballot count was made of the votes cast at the August 8, 2006 election for the office(s) specified below, and that at said recanvass/provisional ballot (date of election) the following candidates received the number of votes indicated:

OFFICES (S) (Including District)	RECOUNT	CANDIDATES	PARTY	TOTAL PROVISIONAL BALLOT VOTE	NUMBER OF VOTES (Including Provisional Ballots And Write-in votes for Candidates Listed)

A copy of this return have been filed with the Clerk of the town.

The original canvass was was not correctly made.


[Signature]
Signature of Recanvass Moderator
Registrar of Voters

Provisional Ballot Report

Instructions: The registrars of voters shall forthwith prepare and sign in duplicate this report showing: (1) the number of provisional ballots received from electors, the number of rejected and the number of counted, and (2) the additional votes counted for each candidate for federal office on the provisional ballots. The registrars of voters shall file one report with the town clerk and shall seal one in the depository envelope with the provisional ballots and file such depository envelope with the town clerk.

(1)


A) Provisional Ballots Received:	44
B) Provisional Ballots Rejected:	44
C) Provisional Ballots Counted:	0
Total Provisional Ballots (B+C)	44

RECEIVED BY

 2006 AUG 11 A 9:00
 TOWN & CITY CLERK
 HARTFORD

(2)

Additional Votes Counted for Each Candidate for Federal Office

Name of Candidate	Office	Number of Votes


8/10/06

 Registrars of Voters Date Registrars of Voters Date

CITY OF HARTFORD - REGISTRARS OF VOTERS

State Election for Governor, Underticket, US Senator, US Congress, State Senator and Representative and Judge of Probate

November 07, 2006

Voting Districts	1	2	3	4	5	6	7	8	9	10	11	12	13	14	15	16	17	18	19	20	21	22	23	TOTALS		
GOVERNOR/LIEUTENANT GOVERNOR																										
John M. Joy/Shawn P. O'Rourke	0	0	0	0	0	0	0	0	0	0	0	0	0	0	0	0	0	0	0	0	0	0	0	0	0	
M.Jodi Rell / Michael Fedele	184	123	341	106	305	218	345	170	157	201	370	308	236	319	104	134	129	109	145	114	72	132	166		4488	
John DeStefano / Mary Messina Glassman	521	182	632	312	700	547	861	474	477	559	541	571	469	602	201	288	353	276	189	326	236	468	491		10276	
Joseph A. Zdonczyk / Jose E. Garcia	7	1	2	6	16	10	6	4	5	8	13	8	4	15	3	8	8	4	0	11	5	9	8		161	
Clifford W. Thornton, Jr. / Jean de Smet	0	0	0	24	0	0	0	8	13	7	11	10	10	15	5	15	13	4	15	0	2	0	0		152	
Clifford W. Thornton, Jr. / Jean de Smet	4	3	36	0	18	11	8	0	0	0	0	0	0	0	0	0	0	0	0	11	0	7	12		110	
Total:	716	309	1011	448	1039	786	1220	656	652	775	935	897	719	951	313	445	503	393	349	462	315	616	677		15187	
UNITED STATES SENATOR																										
John M. Joy	0	0	0	0	0	0	0	0	0	0	0	0	0	0	0	0	0	0	0	0	0	0	0	0		0
Carl E. Vasser	0	0	0	0	0	0	0	0	0	0	0	0	0	0	0	0	0	0	0	0	0	0	0	0		0
Alan Schlesinger	12	11	28	10	41	13	18	15	22	44	64	44	37	65	18	17	25	19	10	11	10	16	17		567	
Ned Lamont	577	212	661	341	696	552	811	466	507	536	555	560	478	569	220	339	393	288	215	338	253	462	508		10537	
Timothy A. Knibbs	2	1	0	1	9	3	4	4	0	6	8	3	4	8	2	7	2	2	1	2	3	5	7		84	
Ralph A. Ferrucci	0	0	0	4	0	0	0	5	6	3	2	1	4	7	3	1	4	3	3	0	0	0	0		46	
Ralph A. Ferrucci	0	1	9	0	9	2	4	0	0	0	0	0	0	0	0	0	0	0	0	5	0	1	0		31	
Joe Lieberman	230	102	322	113	351	344	388	186	125	245	35	314	218	337	90	120	17	127	121	161	85	218	218		4467	
Total:	821	327	1020	469	1106	914	1225	676	660	834	664	922	741	986	333	484	441	439	350	517	351	702	750		15732	

OFFICIAL

Amended 11/13/06

CITY OF HARTFORD - REGISTRARS OF VOTERS

State Election for Governor, Underticket, US Senator, US Congress, State Senator and Representative and Judge of Probate
November 07, 2006

Voting Districts	1	2	3	4	5	6	7	8	9	10	11	12	13	14	15	16	17	18	19	20	21	22	23	TOTALS	
REPRESENTATIVE IN CONGRESS																									
Stephen Fournier	0	0	6	6	0	0	0	0	0	0	0	1	0	0	0	2	0	0	0	0	0	0	0	0	15
Scott MacLean	21	46	123	28	85	22	40	59	40	156	109	96	68	105	27	26	46	34	58	23	15	22	31	1280	
John B. Larson	593	244	850	374	836	611	1052	539	499	611	671	715	553	670	236	339	410	317	264	370	260	499	549	12062	
Total:	614	290	979	408	921	633	1092	598	539	767	780	812	621	775	263	367	456	351	322	393	275	521	580	13357	
STATE SENATOR - SENATORIAL DISTRICT 1																									
John W. Fonfara	0	0	0	333	0	0	0	506	503	597	631	691	527	659	230	314	371	289	243	0	252	0	0	6146	
Robert M. Pandolfo	0	0	0	31	0	0	0	26	27	14	20	33	19	25	13	16	24	9	18	0	6	0	0	281	
John W. Fonfara	0	0	0	20	0	0	0	51	20	15	81	67	40	49	16	24	28	14	12	0	6	0	0	443	
Total:	0	0	0	384	0	0	0	583	550	626	732	791	586	733	259	354	423	312	273	0	264	0	0	6870	
STATE SENATOR - SENATORIAL DISTRICT 2																									
Asim A. Hanif	18	43	124	0	84	24	44	0	0	0	0	0	0	0	0	0	0	0	0	0	16	0	19	19	391
Eric D. Coleman	597	240	772	0	800	644	986	0	0	0	0	0	0	0	0	0	0	0	0	0	358	0	498	549	5444
Eric D. Coleman	62	10	46	0	46	90	121	0	0	0	0	0	0	0	0	0	0	0	0	0	59	0	56	64	554
Total:	677	293	942	0	930	758	1151	0	0	0	0	0	0	0	0	0	0	0	0	0	433	0	573	632	6389
STATE REPRESENTATIVE - ASSEMBLY DISTRICT 1																									
Kenneth P. Green	642	247	843	361	0	0	0	0	0	0	0	0	0	0	0	0	0	0	0	0	0	0	0	0	2093
Total:	642	247	843	361	0	0	0	0	0	0	0	0	0	0	0	0	0	0	0	0	0	0	0	0	2093

OFFICIAL
Amended 11/13/06

CITY OF HARTFORD - REGISTRARS OF VOTERS

State Election for Governor, Underticket, US Senator, US Congress, State Senator and Representative and Judge of Probate

November 07, 2006

Voting Districts	1	2	3	4	5	6	7	8	9	10	11	12	13	14	15	16	17	18	19	20	21	22	23	TOTALS	
STATE REPRESENTATIVE - ASSEMBLY DISTRICT 3																									
Minnie Gonzalez	0	0	0	0	0	0	0	525	539	605	0	0	0	0	0	0	0	0	0	0	0	0	0	0	1669
Minnie Gonzalez	0	0	0	0	0	0	0	68	24	54	0	0	0	0	0	0	0	0	0	0	0	0	0	0	146
Total:	0	0	0	0	0	0	0	593	563	659	0	0	0	0	0	0	0	0	0	0	0	0	0	1815	
STATE REPRESENTATIVE - ASSEMBLY DISTRICT 4																									
Kelvin Roldan	0	0	0	0	0	0	0	0	0	0	0	0	0	0	221	330	394	309	0	0	0	0	0	0	1254
Total:	0	0	0	0	0	0	0	0	0	0	0	0	0	0	221	330	394	309	0	0	0	0	0	1254	
STATE REPRESENTATIVE - ASSEMBLY DISTRICT 5																									
Marie Lopez Kirkley-Bey	0	0	0	0	0	0	0	0	0	0	0	0	0	0	0	0	0	0	245	378	262	506	563	1954	
Richard Lion	0	0	0	0	0	0	0	0	0	0	0	0	0	0	0	0	0	0	12	8	13	26	18	77	
Total:	0	0	0	0	0	0	0	0	0	0	0	0	0	0	0	0	0	0	257	386	275	532	581	2031	
STATE REPRESENTATIVE - ASSEMBLY DISTRICT 6																									
Art J. Feltman	0	0	0	0	0	0	0	0	0	0	597	692	508	613	0	0	0	0	0	0	0	0	0	0	2410
Art J. Feltman	0	0	0	0	0	0	0	0	0	0	32	47	34	38	0	0	0	0	0	0	0	0	0	0	151
Total:	0	0	0	0	0	0	0	0	0	0	629	739	542	651	0	0	0	0	0	0	0	0	0	2561	
STATE REPRESENTATIVE - ASSEMBLY DISTRICT 7																									
Walter R. Butler	0	0	0	0	110	16	52	0	0	0	0	0	0	0	0	0	0	0	0	0	0	0	0	0	178
Douglas McCrory	0	0	0	0	762	691	1097	0	0	0	0	0	0	0	0	0	0	0	0	0	0	0	0	0	2550
Total:	0	0	0	0	872	707	1149	0	0	0	0	0	0	0	0	0	0	0	0	0	0	0	0	2728	

OFFICIAL
Amended 11/13/06

CITY OF HARTFORD - REGISTRARS OF VOTERS

State Election for Governor, Underticket, US Senator, US Congress, State Senator and Representative and Judge of Probate

November 07, 2006

Voting Districts	1	2	3	4	5	6	7	8	9	10	11	12	13	14	15	16	17	18	19	20	21	22	23	TOTALS
SECRETARY OF STATE																								
Richard J. Abbate	13	37	101	23	73	16	23	45	40	47	99	68	58	93	26	23	37	27	51	19	9	17	22	967
Susan Bysiewicz	605	255	798	342	815	655	1063	532	527	596	674	710	540	662	227	336	380	303	257	348	251	491	533	11900
Ken Mosher	7	0	8	8	17	7	8	9	6	11	9	2	7	12	4	9	6	9	5	9	7	11	7	178
Jean Marie Burness	11	3	4	4	14	14	16	9	4	9	9	8	3	7	7	8	7	3	6	8	7	8	12	181
S. Michael Derosa	0	0	0	35	0	0	0	19	21	19	17	27	20	14	5	25	18	5	10	0	2	0	0	237
S. Michael Derosa	5	1	63	0	27	6	14	0	0	0	0	0	0	0	0	0	0	0	0	18	0	5	5	144
Total:	641	296	974	412	946	698	1124	614	598	682	808	815	628	788	269	401	448	347	329	402	276	532	579	13607
STATE TREASURER																								
Linda Roberts	18	44	115	24	86	17	27	45	46	92	97	86	59	102	27	35	50	31	55	13	11	18	18	1116
Denise L. Nappier	678	264	819	371	865	730	1173	542	536	620	686	732	550	657	228	342	379	320	253	403	268	556	609	12581
Steven Edelman	12	0	5	7	18	11	7	12	6	18	11	3	5	17	4	16	7	6	6	12	7	14	7	211
Mimi M. Knibbs	3	1	7	2	9	10	5	7	9	12	6	7	4	13	2	9	11	3	4	5	7	4	11	151
S. David Bue	0	0	0	17	0	0	0	15	11	4	5	9	14	7	3	9	9	5	8	0	2	0	0	118
S. David Bue	3	1	37	0	14	3	3	0	0	0	0	0	0	0	0	0	0	0	0	8	0	1	2	72
Total:	714	310	983	421	992	771	1215	621	608	746	805	837	632	796	264	411	456	365	326	441	295	593	647	14249

OFFICIAL
Amended 11/13/06

CITY OF HARTFORD - REGISTRARS OF VOTERS

State Election for Governor, Underticket, US Senator, US Congress, State Senator and Representative and Judge of Probate

November 07, 2006

Voting Districts	1	2	3	4	5	6	7	8	9	10	11	12	13	14	15	16	17	18	19	20	21	22	23	TOTALS	
STATE COMPTRROLLER																									
Cathy Cook	16	36	114	26	54	14	28	41	42	53	93	77	64	92	14	27	40	25	52	12	12	21	22	975	
Nancy Wyman	596	254	791	346	807	632	1035	539	536	602	645	720	533	641	228	336	376	307	248	347	247	477	538	11781	
Richard C. Connelly, Jr.	16	5	17	13	24	15	25	13	12	19	19	15	10	22	10	15	12	8	11	19	14	15	17	346	
Colin Daniel Bennett	0	0	0	21	0	0	0	11	13	11	13	16	20	11	3	12	15	5	9	0	4	0	0	164	
Colin Daniel Bennett	2	2	56	0	23	11	29	0	0	0	0	0	0	0	0	0	0	0	0	21	0	6	9	159	
Total:	630	297	978	406	908	672	1117	604	603	685	770	828	627	766	255	390	443	345	320	399	277	519	586	13425	
STATE ATTORNEY GENERAL																									
John M. Joy	0	0	0	0	0	0	0	0	0	0	0	0	0	0	0	0	0	0	0	0	0	0	0	0	0
Robert Farr	12	67	147	31	89	22	36	42	39	57	101	75	69	100	24	31	37	24	68	120	11	18	27	1247	
Richard Blumenthal	638	232	791	357	840	670	1091	555	546	630	697	747	565	682	240	345	390	319	248	366	252	518	568	12287	
Nancy Burton	0	0	0	21	0	0	0	26	17	19	18	25	11	17	5	17	26	11	15	0	13	0	0	241	
Nancy Burton	8	3	46	0	21	10	21	0	0	0	0	0	0	0	0	0	0	0	0	15	0	12	8	144	
Total:	658	302	984	409	950	702	1148	623	602	706	816	847	645	799	269	393	453	354	331	501	276	548	603	13919	
JUDGE OF PROBATE																									
Robert K. Killian, Jr.	565	260	836	335	791	598	1003	556	519	583	631	714	512	610	219	318	382	297	249	337	251	462	506	11534	
Total:	565	260	836	335	791	598	1003	556	519	583	631	714	512	610	219	318	382	297	249	337	251	462	506	11534	

OFFICIAL
 Amended 11/13/06