

City of Hartford  
Connecticut

# **Historical Election Results**

2001- 2015

Compiled from Official Election Documents

# CITY OF HARTFORD - REGISTRARS OF VOTERS

Democratic Municipal Primary

March 07, 2006

Voting Districts	1	2	3	4	5	6	7	8	9	10	11	12	13	14	15	16	17	18	19	20	21	22	23	TOTALS	
<b>TOWN COMMITTEE - ASSEMBLY DISTRICT 3</b>																									
1B Olga A. Concepcion	0	0	0	0	0	0	0	186	221	162	0	0	0	0	0	0	0	0	0	0	0	0	0	0	569
2B Rupert Daniels	0	0	0	0	0	0	0	184	226	160	0	0	0	0	0	0	0	0	0	0	0	0	0	0	570
3B Nilda Delvalle	0	0	0	0	0	0	0	181	227	162	0	0	0	0	0	0	0	0	0	0	0	0	0	0	570
4B Edgardo Escudero	0	0	0	0	0	0	0	181	228	156	0	0	0	0	0	0	0	0	0	0	0	0	0	0	565
5B Minnie Gonzalez	0	0	0	0	0	0	0	207	238	175	0	0	0	0	0	0	0	0	0	0	0	0	0	0	620
6B Angel Luis Mendez	0	0	0	0	0	0	0	178	224	163	0	0	0	0	0	0	0	0	0	0	0	0	0	0	565
7B Antonio Mercado	0	0	0	0	0	0	0	179	222	159	0	0	0	0	0	0	0	0	0	0	0	0	0	0	560
8B Virginia Nunes	0	0	0	0	0	0	0	187	223	158	0	0	0	0	0	0	0	0	0	0	0	0	0	0	568
9B James E. Quint	0	0	0	0	0	0	0	177	222	153	0	0	0	0	0	0	0	0	0	0	0	0	0	0	552
10B Melania Rivera	0	0	0	0	0	0	0	181	222	154	0	0	0	0	0	0	0	0	0	0	0	0	0	0	557
11B Carmen Rodriguez	0	0	0	0	0	0	0	177	225	161	0	0	0	0	0	0	0	0	0	0	0	0	0	0	563
12B Jane Russell	0	0	0	0	0	0	0	174	218	151	0	0	0	0	0	0	0	0	0	0	0	0	0	0	543
1C Joseph Clifford Barber	0	0	0	0	0	0	0	94	114	158	0	0	0	0	0	0	0	0	0	0	0	0	0	0	366
2C Alicia Diana	0	0	0	0	0	0	0	91	111	155	0	0	0	0	0	0	0	0	0	0	0	0	0	0	357
3C Francis Davila	0	0	0	0	0	0	0	95	110	155	0	0	0	0	0	0	0	0	0	0	0	0	0	0	360
4C Diana Dos Santos	0	0	0	0	0	0	0	95	112	152	0	0	0	0	0	0	0	0	0	0	0	0	0	0	359
5C Lori A. Dullary	0	0	0	0	0	0	0	92	109	153	0	0	0	0	0	0	0	0	0	0	0	0	0	0	354
6C Ramon Espinoza	0	0	0	0	0	0	0	91	113	153	0	0	0	0	0	0	0	0	0	0	0	0	0	0	357
7C Ivette M. Gonzalez	0	0	0	0	0	0	0	91	111	154	0	0	0	0	0	0	0	0	0	0	0	0	0	0	356
8C Wendell P. Moore	0	0	0	0	0	0	0	89	109	146	0	0	0	0	0	0	0	0	0	0	0	0	0	0	344
9C William Perez	0	0	0	0	0	0	0	92	107	155	0	0	0	0	0	0	0	0	0	0	0	0	0	0	354
10C Sonia M. Ramos	0	0	0	0	0	0	0	91	110	149	0	0	0	0	0	0	0	0	0	0	0	0	0	0	350
11C Mayra L. Rios	0	0	0	0	0	0	0	91	107	147	0	0	0	0	0	0	0	0	0	0	0	0	0	0	345

OFFICIAL

# CITY OF HARTFORD - REGISTRARS OF VOTERS

Democratic Municipal Primary

March 07, 2006

Voting Districts	1	2	3	4	5	6	7	8	9	10	11	12	13	14	15	16	17	18	19	20	21	22	23	TOTALS
<b>TOWN COMMITTEE - ASSEMBLY DISTRICT 3</b>															<b>OFFICIAL</b>									
12C    Elvis R. Tejada	0	0	0	0	0	0	0	89	112	149	0	0	0	0	0	0	0	0	0	0	0	0	0	350
<b>Total:</b>	<b>0</b>	<b>0</b>	<b>0</b>	<b>0</b>	<b>0</b>	<b>0</b>	<b>0</b>	<b>3293</b>	<b>4021</b>	<b>3740</b>	<b>0</b>	<b>0</b>	<b>0</b>	<b>0</b>	<b>0</b>	<b>0</b>	<b>0</b>	<b>0</b>	<b>0</b>	<b>0</b>	<b>0</b>	<b>0</b>	<b>0</b>	<b>11054</b>

# CITY OF HARTFORD - REGISTRARS OF VOTERS

Democratic Municipal Primary

March 07, 2006

Voting Districts	1	2	3	4	5	6	7	8	9	10	11	12	13	14	15	16	17	18	19	20	21	22	23	TOTALS	
<b>TOWN COMMITTEE - ASSEMBLY DISTRICT 4</b>																									
1B Angel Arce	0	0	0	0	0	0	0	0	0	0	0	0	0	0	17	63	79	106	0	0	0	0	0	0	265
2B Sean P. Arena	0	0	0	0	0	0	0	0	0	0	0	0	0	0	19	62	81	113	0	0	0	0	0	0	275
3B Luis C. Caban	0	0	0	0	0	0	0	0	0	0	0	0	0	0	18	56	82	112	0	0	0	0	0	0	268
4B Yolanda Castillo	0	0	0	0	0	0	0	0	0	0	0	0	0	0	18	67	86	116	0	0	0	0	0	0	287
5B Alexcia Harrison	0	0	0	0	0	0	0	0	0	0	0	0	0	0	19	57	76	108	0	0	0	0	0	0	260
6B Kevin T. Henry	0	0	0	0	0	0	0	0	0	0	0	0	0	0	21	54	74	110	0	0	0	0	0	0	259
7B Evelyn C. Mantilla	0	0	0	0	0	0	0	0	0	0	0	0	0	0	21	66	95	122	0	0	0	0	0	0	304
8B Kelvin Roldan	0	0	0	0	0	0	0	0	0	0	0	0	0	0	17	56	74	108	0	0	0	0	0	0	255
9B Edison Silva	0	0	0	0	0	0	0	0	0	0	0	0	0	0	20	56	79	106	0	0	0	0	0	0	261
10B Luz V. Torres	0	0	0	0	0	0	0	0	0	0	0	0	0	0	18	54	72	105	0	0	0	0	0	0	249
11B Sammy Vazquez	0	0	0	0	0	0	0	0	0	0	0	0	0	0	16	56	69	69	0	0	0	0	0	0	210
1C Ruben Acosta	0	0	0	0	0	0	0	0	0	0	0	0	0	0	5	27	34	25	0	0	0	0	0	0	91
2C Ana M. Deleon	0	0	0	0	0	0	0	0	0	0	0	0	0	0	5	25	30	25	0	0	0	0	0	0	85
3C Elsa M. Fazzini	0	0	0	0	0	0	0	0	0	0	0	0	0	0	5	24	25	24	0	0	0	0	0	0	78
5C Maria C. Rodriquez	0	0	0	0	0	0	0	0	0	0	0	0	0	0	4	27	33	30	0	0	0	0	0	0	94
6C Carmen Sanchez	0	0	0	0	0	0	0	0	0	0	0	0	0	0	4	26	31	23	0	0	0	0	0	0	84
7C Johanna Torres	0	0	0	0	0	0	0	0	0	0	0	0	0	0	4	24	31	23	0	0	0	0	0	0	82
8C Maria A. Torres	0	0	0	0	0	0	0	0	0	0	0	0	0	0	5	28	34	25	0	0	0	0	0	0	92
9C Diane M. Turner	0	0	0	0	0	0	0	0	0	0	0	0	0	0	4	24	30	26	0	0	0	0	0	0	84
10C Elizabeth Villanueva	0	0	0	0	0	0	0	0	0	0	0	0	0	0	5	28	35	28	0	0	0	0	0	0	96
11C Jose A. Villanueva	0	0	0	0	0	0	0	0	0	0	0	0	0	0	4	25	31	20	0	0	0	0	0	0	80
<b>Total:</b>	<b>0</b>	<b>0</b>	<b>0</b>	<b>0</b>	<b>0</b>	<b>0</b>	<b>0</b>	<b>0</b>	<b>0</b>	<b>0</b>	<b>0</b>	<b>0</b>	<b>0</b>	<b>0</b>	<b>249</b>	<b>905</b>	<b>1181</b>	<b>1424</b>	<b>0</b>	<b>0</b>	<b>0</b>	<b>0</b>	<b>0</b>	<b>0</b>	<b>3759</b>

OFFICIAL

# CITY OF HARTFORD - REGISTRARS OF VOTERS

Democratic Municipal Primary

March 07, 2006

Voting Districts	1	2	3	4	5	6	7	8	9	10	11	12	13	14	15	16	17	18	19	20	21	22	23	TOTALS
<b>TOWN COMMITTEE - ASSEMBLY DISTRICT 5</b>																								
1B Mamie M. Bell	0	0	0	0	0	0	0	0	0	0	0	0	0	0	0	0	0	0	37	51	110	62	109	369
2B Eric J. Clarke	0	0	0	0	0	0	0	0	0	0	0	0	0	0	0	0	0	0	39	52	110	57	99	357
3B Marc A. DiBella	0	0	0	0	0	0	0	0	0	0	0	0	0	0	0	0	0	0	49	51	108	58	92	358
4B W. Michael Downes	0	0	0	0	0	0	0	0	0	0	0	0	0	0	0	0	0	0	40	55	107	62	92	356
5B Abraham L. Giles	0	0	0	0	0	0	0	0	0	0	0	0	0	0	0	0	0	0	37	54	111	63	110	375
6B Georgiana E. Holloway	0	0	0	0	0	0	0	0	0	0	0	0	0	0	0	0	0	0	37	55	113	57	93	355
7B Marie Lopez Kirkley-Bey	0	0	0	0	0	0	0	0	0	0	0	0	0	0	0	0	0	0	43	55	115	66	109	388
8B Paul M. Ritter	0	0	0	0	0	0	0	0	0	0	0	0	0	0	0	0	0	0	39	50	107	69	108	373
9B L. Raquel Rivera	0	0	0	0	0	0	0	0	0	0	0	0	0	0	0	0	0	0	38	50	111	57	90	346
10B William R. Smith	0	0	0	0	0	0	0	0	0	0	0	0	0	0	0	0	0	0	38	50	102	65	98	353
11B Clorinda Soldevilla	0	0	0	0	0	0	0	0	0	0	0	0	0	0	0	0	0	0	35	49	106	54	84	328
12B Radames Vasquez	0	0	0	0	0	0	0	0	0	0	0	0	0	0	0	0	0	0	37	49	106	56	99	347
13B Ludella Perry Williams	0	0	0	0	0	0	0	0	0	0	0	0	0	0	0	0	0	0	36	49	102	59	96	342
1C Martha Allen-Johnson	0	0	0	0	0	0	0	0	0	0	0	0	0	0	0	0	0	0	3	29	38	57	101	228
2C Donald S. Brown, Jr.	0	0	0	0	0	0	0	0	0	0	0	0	0	0	0	0	0	0	4	23	37	48	103	215
3C Merle Davis	0	0	0	0	0	0	0	0	0	0	0	0	0	0	0	0	0	0	3	27	40	57	115	242
4C Dwane B. Jackson	0	0	0	0	0	0	0	0	0	0	0	0	0	0	0	0	0	0	3	24	39	47	100	213
5C Ralph R. Martin, Jr.	0	0	0	0	0	0	0	0	0	0	0	0	0	0	0	0	0	0	4	22	35	51	96	208
6C Betty J. Monts	0	0	0	0	0	0	0	0	0	0	0	0	0	0	0	0	0	0	5	25	36	59	113	238
7C Beverly J. Monts	0	0	0	0	0	0	0	0	0	0	0	0	0	0	0	0	0	0	3	25	39	56	110	233
8C Caroline Smith	0	0	0	0	0	0	0	0	0	0	0	0	0	0	0	0	0	0	5	24	35	46	95	205
9C Gail Valentine Smith	0	0	0	0	0	0	0	0	0	0	0	0	0	0	0	0	0	0	5	27	38	48	97	215
10C Robert Washington	0	0	0	0	0	0	0	0	0	0	0	0	0	0	0	0	0	0	4	25	35	44	91	199

OFFICIAL

# CITY OF HARTFORD - REGISTRARS OF VOTERS

Democratic Municipal Primary

March 07, 2006

Voting Districts		1	2	3	4	5	6	7	8	9	10	11	12	13	14	15	16	17	18	19	20	21	22	23	TOTALS
<b>TOWN COMMITTEE - ASSEMBLY DISTRICT 5</b>																									
11C	Marie Wright	0	0	0	0	0	0	0	0	0	0	0	0	0	0	0	0	0	0	3	24	35	48	101	211
	<b>Total:</b>	<b>0</b>	<b>0</b>	<b>0</b>	<b>0</b>	<b>0</b>	<b>0</b>	<b>0</b>	<b>0</b>	<b>0</b>	<b>0</b>	<b>0</b>	<b>0</b>	<b>0</b>	<b>0</b>	<b>0</b>	<b>0</b>	<b>0</b>	<b>0</b>	<b>547</b>	<b>945</b>	<b>1815</b>	<b>1346</b>	<b>2401</b>	<b>7054</b>

CITY OF HARTFORD

DEMOCRATIC TOWN COMMITTEE PRIMARY

MARCH 7, 2006

(COMPILATION OF VOTES AND ENROLLMENT IN ACCORDANCE WITH SECTION 9-307)

DISTRICT	NUMBER OF NAMES ON LIST	+ OR -	NEW TOTAL OF NAMES ON LIST	NUMBER CHECKED AS VOTING	NUMBER LISTED AS NOT VOTING	PERCENTAGE	NAMES OF ASSISTANT REGISTRARS					
1	0	0	0	0	0	0	NONE					
2	0	0	0	0	0	0	NONE					
3	0	0	0	0	0	0	NONE					
4	0	0	0	0	0	0	NONE					
5	0	0	0	0	0	0	NONE					
6	0	0	0	0	0	0	NONE					
7	0	0	0	0	0	0	NONE					
8	1547	0	1547	316	1231	20.43	SONIA RUIZ	MARIA B. GONZALEZ				
9	1919	9	1928	356	1572	18.46	MIGDALIA CAMPOS	ROY SINCLAIR				
10	1999	0	1999	345	1654	17.26	ANA C. RODRIGUEZ	MARITZA AGOSTO				
11	0	0	0	0	0	0	NONE					
12	0	0	0	0	0	0	NONE					
13	0	0	0	0	0	0	NONE					
14	0	0	0	0	0	0	NONE					
15	745	0	745	30	715	4.03	NORIBEL ROMAN					
16	1239	0	1239	102	1137	8.23	ANDRE CABAN					
17	1318	3	1321	134	1187	10.14	JESENIA FUSTER	APRIL LYNNE MOTLEY				
18	1010	4	1014	163	851	16.07	MARIA M. LOPEZ	JORGE GONZALEZ				
19	295	1	296	54	242	18.24	TALIA ORR					
20	1122	0	1122	92	1030	8.20	BETTIE R. MARTIN	BELINDA A. PETERS				
21	1190	7	1197	160	1037	13.37	LAURA VEGA	TUWANA ARCHER				
22	1894	0	1894	124	1770	6.55	ROSALIND CRUMPTON	MARCELYN WILSON-BRANNON				
23	1422	0	1422	228	1194	16.03	PAULINE HARRIS	JONATHAN BRUCE				

L: 15700 24 15724 2104 13620 13.38





# CITY OF HARTFORD - REGISTRARS OF VOTERS

Democratic Municipal Primary

March 07, 2006

Voting District(s)	Beginning Totals	Additions/ Deletions	NewTotal	Number Voting	Not Voting	Percent Voted
001	0	0	0	0	0	0.00%
002	0	0	0	0	0	0.00%
003	0	0	0	0	0	0.00%
004	0	0	0	0	0	0.00%
005	0	0	0	0	0	0.00%
006	0	0	0	0	0	0.00%
007	0	0	0	0	0	0.00%
008	1547	0	1547	316	1231	20.43%
009	1919	9	1928	356	1572	18.46%
010	1999	0	1999	345	1654	17.26%
011	0	0	0	0	0	0.00%
012	0	0	0	0	0	0.00%
013	0	0	0	0	0	0.00%
014	0	0	0	0	0	0.00%
015	745	0	745	30	715	4.03%
016	1239	0	1239	102	1137	8.23%
017	1318	3	1321	134	1187	10.14%
018	1010	4	1014	163	851	16.07%
019	295	1	296	54	242	18.24%
020	1122	0	1122	92	1030	8.20%
021	1190	7	1197	160	1037	13.37%
022	1894	0	1894	124	1770	6.55%
023	1422	0	1422	228	1194	16.03%
<b>Total:</b>	<b>15700</b>	<b>24</b>	<b>15724</b>	<b>2104</b>	<b>13620</b>	<b>13.38%</b>

**OFFICIAL**

Part II - Official Check List Report

	A. Total number of names on official check list (include only the active enrollment list and names restored to it on primary day):	B. Total number of names checked as having voted, by machine and by absentee ballot (as counted on official check list):
1. Entire Municipality: (Town, Borough, City)	<u>15,724</u>	<u>2104</u>
2. Political Subdivision if applicable (e.g., Council District, Ward, etc.):	A. Total number of names on official check list (include only the active enrollment list and names restored to it on primary day):	B. Total number of names checked as having voted, by machine and by absentee ballot (as counted on official check list):
District 8	<u>1547</u>	<u>316</u>
District 9	<u>1928</u>	<u>356</u>
District 10	<u>1999</u>	<u>345</u>
District 15	<u>745</u>	<u>30</u>
District 16	<u>1239</u>	<u>102</u>
District 17	<u>1321</u>	<u>134</u>
District 18	<u>1014</u>	<u>163</u>
District 19	<u>296</u>	<u>54</u>
District 20	<u>1122</u>	<u>92</u>
District 21	<u>1197</u>	<u>160</u>
District 22	<u>1894</u>	<u>124</u>
District 23	<u>1422</u>	<u>228</u>
_____	_____	_____
_____	_____	_____
_____	_____	_____
_____	_____	_____
_____	_____	_____
_____	_____	_____
_____	_____	_____
_____	_____	_____
_____	_____	_____

I hereby certify that the foregoing are the returns of the primary of the above-named party in the above-named municipality, legally warned and held on March 7, 2006.

SIGN HERE: X Tony Mein  
Tony Mein

March 8, 2006  
Date

Head Moderator     Moderator  
[-check one-]

Head Moderator's/ Moderator's Telephone Numbers:

(860)728-0065                      \_\_\_\_\_  
( Home )                                      ( Work )

AMENDED COPY

State of Connecticut  
Office of the Secretary of the State  
Election Services Division

PRESCRIBED FORM FOR RETURN OF VOTES CAST AT A MUNICIPAL OR  
TOWN COMMITTEE PRIMARY  
(C.G.S. §9-440 and . §9-314(b))

Head moderator, or moderator in municipalities with only a single voting district, to complete, sign, and forthwith transmit one copy of this return, **BY FAX and MAIL** or by hand delivery, to **SECRETARY OF THE STATE**, Election Services Division, 30 Trinity Street, P.O. Box 150470, Hartford, CT 06115-0470. Use additional pages, if necessary. A duplicate return is to be filed with the municipal clerk.

City \_\_\_\_\_  
Town of Hartford  
Borough \_\_\_\_\_

Date of Primary: March 7, 2006  
Party:  REPUBLICAN  
 DEMOCRATIC

Part I - Candidates

Office or Position Designation

(from ballot,  
including political  
subdivision, if  
applicable--e.g.,  
Council District,  
Ward, etc.)

Candidate  
(from ballot)

Number of  
Votes Received

<u>Office or Position Designation</u> (from ballot, including political subdivision, if applicable--e.g., Council District, Ward, etc.)	<u>Candidate</u> (from ballot)	<u>Number of</u> <u>Votes Received</u>
3 <sup>rd</sup> Assembly District Democratic Town Committee	Olga A. Concepcion	569
3 <sup>rd</sup> Assembly District Democratic Town Committee	Rupert Daniels	570
3 <sup>rd</sup> Assembly District Democratic Town Committee	Nilda Delvalle	570
3 <sup>rd</sup> Assembly District Democratic Town Committee	Edgardo Escudero	565
3 <sup>rd</sup> Assembly District Democratic Town Committee	Minnie Gonzalez	620
3 <sup>rd</sup> Assembly District Democratic Town Committee	Angel Luis Mendez	565
3 <sup>rd</sup> Assembly District Democratic Town Committee	Antonio Mercado	560
3 <sup>rd</sup> Assembly District Democratic Town Committee	Virginia Nunes	568
3 <sup>rd</sup> Assembly District Democratic Town Committee	James E. Quint	552
3 <sup>rd</sup> Assembly District Democratic Town Committee	Melania Rivera	557
3 <sup>rd</sup> Assembly District Democratic Town Committee	Carmen Rodriguez	563
3 <sup>rd</sup> Assembly District Democratic Town Committee	Jane Russell	543
3 <sup>rd</sup> Assembly District Democratic Town Committee	Joseph Clifford Barber	366
3 <sup>rd</sup> Assembly District Democratic Town Committee	Alicia Diana	357
3 <sup>rd</sup> Assembly District Democratic Town Committee	Francis Davila	360
3 <sup>rd</sup> Assembly District Democratic Town Committee	Diana Dos Santos	359
3 <sup>rd</sup> Assembly District Democratic Town Committee	Lori A. Dullary	354
3 <sup>rd</sup> Assembly District Democratic Town Committee	Ramon Espinoza	357
3 <sup>rd</sup> Assembly District Democratic Town Committee	Ivette M. Gonzalez	356
3 <sup>rd</sup> Assembly District Democratic Town Committee	Wendell P. Moore	344
3 <sup>rd</sup> Assembly District Democratic Town Committee	William Perez	354
3 <sup>rd</sup> Assembly District Democratic Town Committee	Sonia M. Ramos	350
3 <sup>rd</sup> Assembly District Democratic Town Committee	Mayra L. Rios	345
3 <sup>rd</sup> Assembly District Democratic Town Committee	Elvis R. Tejada	350
4 <sup>th</sup> Assembly District Democratic Town Committee	Angel Arce	265
4 <sup>th</sup> Assembly District Democratic Town Committee	Sean P. Arena	275
4 <sup>th</sup> Assembly District Democratic Town Committee	Luis C. Caban	268
4 <sup>th</sup> Assembly District Democratic Town Committee	Yolanda Castillo	287
4 <sup>th</sup> Assembly District Democratic Town Committee	Alexcia Harrison	260
4 <sup>th</sup> Assembly District Democratic Town Committee	Kevin T. Henry	259
4 <sup>th</sup> Assembly District Democratic Town Committee	Evelyn C. Mantilla	304
4 <sup>th</sup> Assembly District Democratic Town Committee	Kelvin Roldan	255
4 <sup>th</sup> Assembly District Democratic Town Committee	Edison Silva	261
4 <sup>th</sup> Assembly District Democratic Town Committee	Luz V. Torres	249
4 <sup>th</sup> Assembly District Democratic Town Committee	Sammy Vazquez	210
4 <sup>th</sup> Assembly District Democratic Town Committee	Ruben Acosta	91

DEMOCRATIC PRIMARY AUG. 8, 2006

# CITY OF HARTFORD - REGISTRARS OF VOTERS

## Democratic State, District Municipal Primary

### August 08, 2006

RECEIVED BY

*D. M. Carey*

AUG 10 P 1:58

Voting Districts	1	2	3	4	5	6	7	8	9	10	11	12	13	14	15	16	17	18	19	20	21	22	23	TOTALS
<b>GOVERNOR</b>																								
1A Dan Malloy	181	98	294	99	244	252	259	200	165	217	188	184	202	178	82	139	158	149	89	112	127	178	211	4006
1B John DeStefano	242	73	239	43	259	196	358	176	209	229	221	199	195	284	114	127	119	124	73	121	74	179	213	4067
<b>Total:</b>	<b>423</b>	<b>171</b>	<b>533</b>	<b>142</b>	<b>503</b>	<b>448</b>	<b>617</b>	<b>376</b>	<b>374</b>	<b>446</b>	<b>409</b>	<b>383</b>	<b>397</b>	<b>462</b>	<b>196</b>	<b>266</b>	<b>277</b>	<b>273</b>	<b>162</b>	<b>233</b>	<b>201</b>	<b>357</b>	<b>424</b>	<b>8073</b>
<b>LT. GOVERNOR</b>																								
2A Mary Messina Glassman	148	59	236	86	202	230	233	180	131	190	156	171	172	171	88	123	157	143	75	102	114	168	206	3541
2B Scott Slifka	155	74	206	96	183	145	203	114	161	153	153	133	143	146	77	82	80	95	58	79	53	106	134	2829
<b>Total:</b>	<b>303</b>	<b>133</b>	<b>442</b>	<b>182</b>	<b>385</b>	<b>375</b>	<b>436</b>	<b>294</b>	<b>292</b>	<b>343</b>	<b>309</b>	<b>304</b>	<b>315</b>	<b>317</b>	<b>165</b>	<b>205</b>	<b>237</b>	<b>238</b>	<b>133</b>	<b>181</b>	<b>167</b>	<b>274</b>	<b>340</b>	<b>6370</b>
<b>UNITED STATES SENATOR</b>																								
3A Joseph Lieberman	231	63	177	57	237	287	324	230	159	243	195	229	186	261	106	132	156	165	57	123	72	237	257	4184
3B Ned Lamont	232	112	365	178	297	212	352	174	218	230	231	182	233	213	108	146	135	138	112	137	90	163	203	4461
<b>Total:</b>	<b>463</b>	<b>175</b>	<b>542</b>	<b>235</b>	<b>534</b>	<b>499</b>	<b>676</b>	<b>404</b>	<b>377</b>	<b>473</b>	<b>426</b>	<b>411</b>	<b>419</b>	<b>474</b>	<b>214</b>	<b>278</b>	<b>291</b>	<b>303</b>	<b>169</b>	<b>260</b>	<b>162</b>	<b>400</b>	<b>460</b>	<b>8645</b>
<b>STATE REPRESENTATIVE - ASSEMBLY DISTRICT 3</b>																								
4A Minnie Gonzalez	0	0	0	0	0	0	0	344	340	348	0	0	0	0	0	0	0	0	0	0	0	0	0	1032
4B Frank DeJesus	0	0	0	0	0	0	0	120	105	181	0	0	0	0	0	0	0	0	0	0	0	0	0	406
<b>Total:</b>	<b>0</b>	<b>0</b>	<b>0</b>	<b>0</b>	<b>0</b>	<b>0</b>	<b>0</b>	<b>464</b>	<b>445</b>	<b>529</b>	<b>0</b>	<b>0</b>	<b>0</b>	<b>0</b>	<b>0</b>	<b>0</b>	<b>0</b>	<b>0</b>	<b>0</b>	<b>0</b>	<b>0</b>	<b>0</b>	<b>0</b>	<b>1438</b>
<b>STATE REPRESENTATIVE - ASSEMBLY DISTRICT 4</b>																								
4A Kelvin Roldan	0	0	0	0	0	0	0	0	0	0	0	0	0	0	129	166	223	200	0	0	0	0	0	718
4B Angel Arce	0	0	0	0	0	0	0	0	0	0	0	0	0	0	82	111	100	128	0	0	0	0	0	421
<b>Total:</b>	<b>0</b>	<b>0</b>	<b>0</b>	<b>0</b>	<b>0</b>	<b>0</b>	<b>0</b>	<b>0</b>	<b>0</b>	<b>0</b>	<b>0</b>	<b>0</b>	<b>0</b>	<b>0</b>	<b>211</b>	<b>277</b>	<b>323</b>	<b>328</b>	<b>0</b>	<b>0</b>	<b>0</b>	<b>0</b>	<b>0</b>	<b>1139</b>

**OFFICIAL**

TOWN & CITY CLERK  
HARTFORD



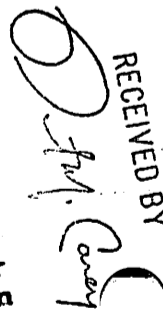
# CITY OF HARTFORD - REGISTRARS OF VOTERS

Democratic State, District Municipal Primary

August 8, 2006

Voting District (s)	Beginning Totals	Additions/ Deletions	New total	Number Voting	Not Voting	Percent Voted
1	1339	1	1340	489	851	36.49%
2	360	2	362	181	181	50.00%
3	1118	7	1125	462	663	41.07%
4	574	5	579	257	322	44.39%
5	1619	12	1631	565	1066	34.64%
6	1753	10	1763	521	1242	29.55%
7	1892	1	1893	699	1194	36.93%
8	1483	22	1505	498	1007	33.09%
9	1723	16	1739	487	1252	28.00%
10	1892	10	1902	575	1327	30.23%
11	1251	1	1252	446	806	35.62%
12	1561	3	1564	422	1142	26.98%
13	1295	8	1303	432	871	33.15%
14	1476	5	1481	497	984	33.56%
15	739	4	743	240	503	32.30%
16	1150	14	1164	316	848	27.15%
17	1285	7	1292	348	944	26.93%
18	939	11	950	367	583	38.63%
19	294	2	296	170	126	57.43%
20	1032	11	1043	274	769	26.27%
21	1053	11	1064	222	842	20.86%
22	1740	15	1755	412	1343	23.48%
23	1335	12	1347	478	869	35.49%
<b>Total:</b>	<b>28903</b>	<b>190</b>	<b>29093</b>	<b>9358</b>	<b>19735</b>	<b>32.17%</b>

**OFFICIAL**

RECEIVED BY  
  
 TOWN & CITY CLERK  
 HARTFORD  
 1 2006 AUG 10 P 1:59

City of Hartford Recount Listing by Candidate  
 Democratic State, District Municipal Primary  
 August 8, 2006

**OFFICIAL**

**Office: Governor**

Seats: 1 Total Having Voted: 8073

Lever(Name)	Total	Win/Loose Diff	0.5% 40
1B (John Destefano)	4067	(61)	
1A (Dan Malloy)	4006		
<b>Office Totals</b>	<b>8073</b>		

**Office: Lt. Governor**

Seats: 2 Total Having Voted: 6370

Lever(Name)	Total	Win/Loose Diff	0.5% 32
2A (Mary Messina Glassman)	3541	(712)	
2B (Scott Slifka)	2829		
<b>Office Totals</b>	<b>6370</b>		

**Office: United States Senator**

Seats: 3 Total Having Voted: 8645

Lever(Name)	Total	Win/Loose Diff	0.5% 43
3B (Ned Lamont)	4461	(277)	
3A ( Joseph Lieberman)	4184		
<b>Office Totals</b>	<b>8645</b>		

**Office: State Representative - Assembly District 3**

Seats: 0 Total Having Voted: 1438

Lever(Name)	Total	Win/Loose Diff	0.5% 7
4A (Minnie Gonzalez)	1032	(626) No Recount	
4B (Frank DeJesus)	406		
<b>Office Totals</b>	<b>1438</b>		

**Office: State Representative - Assembly District 4**

Seats: 0 Total Having Voted: 1139

Lever(Name)	Total	Win/Loose Diff	0.5% 6
4A (Kelvin Roldan)	718	(297) No Recount	
4B (Angel Arce)	421		
<b>Office Totals</b>	<b>1139</b>		

RECEIVED BY  
 TOWN & CITY CLERK  
 HARTFORD  
 1 2006 AUG 10 P 1:58  
*[Signature]*



## CITY OF HARTFORD - REGISTRARS OF VOTERS

Republican 1St Congressional District Primary

August 08, 2006

10

OFFICIAL

Voting Districts		1	2	3	4	5	6	7	8	9	10	11	12	13	14	15	16	17	18	19	20	21	22	23
<b>REPRESENTATIVE IN CONGRESS</b>																								
1A	Scott MacLean	3	1	12	2	5	0	3	1	2	5	10	7	17	5	1	3	5	2	4	3	3	1	2
1B	Miriam J. Masullo	3	3	6	0	4	3	1	1	4	4	7	3	0	9	6	1	2	3	1	0	2	0	0
<b>Total:</b>		<b>6</b>	<b>4</b>	<b>18</b>	<b>2</b>	<b>9</b>	<b>3</b>	<b>4</b>	<b>2</b>	<b>6</b>	<b>9</b>	<b>17</b>	<b>10</b>	<b>17</b>	<b>14</b>	<b>7</b>	<b>4</b>	<b>7</b>	<b>5</b>	<b>5</b>	<b>3</b>	<b>5</b>	<b>1</b>	<b>2</b>



# CITY OF HARTFORD - REGISTRARS OF VOTERS

Republican 1St Congressional District Primary

August 08, 2006

**OFFICIAL**

Voting District(s)	Beginning Totals	Additions/ Deletions	NewTotal	Number Voting	Not Voting	Percent Voted
001	56	1	57	6	51	10.53%
002	67	0	67	4	63	5.97%
003	131	0	131	18	113	13.74%
004	49	0	49	2	47	4.08%
005	158	0	158	10	148	6.33%
006	57	0	57	3	54	5.26%
007	76	0	76	4	72	5.26%
008	69	0	69	2	67	2.90%
009	111	1	112	6	106	5.36%
010	114	0	114	9	105	7.89%
011	197	0	197	17	180	8.63%
012	130	0	130	10	120	7.69%
013	119	0	119	17	102	14.29%
014	176	0	176	14	162	7.95%
015	50	0	50	7	43	14.00%
016	74	0	74	4	70	5.41%
017	103	0	103	7	96	6.80%
018	36	0	36	5	31	13.89%
019	73	0	73	5	68	6.85%
020	55	0	55	3	52	5.45%
021	25	0	25	5	20	20.00%
022	48	0	48	1	47	2.08%
023	40	0	40	3	37	7.50%
<b>Total:</b>	<b>2014</b>	<b>2</b>	<b>2016</b>	<b>162</b>	<b>1854</b>	<b>8.04%</b>

# City of Hartford Return of Votes Cast

## Republican 1St Congressional District Primary

August 08, 2006

Description:  
Representative In Congress  
Representative In Congress

Candidate  
Miriam J. Masullo  
Scott MacLean

Votes  
63  
97

**OFFICIAL**

August 08, 2006

Head Moderator's Return  
Amendment & Statistics

**Report of Absentee Ballots**

**Number Received from Town Clerk**

Absentee (Including Civilian, Postage-Free Armed Forces, etc.)	+	Overseas	=	36	0	36
						1
				Number Rejected		
				Number Counted		35

**Report of Provisional Ballots**

Total Provisional Ballots Issued Townwide 0

**Official Check List Report**

Total Number of Names on Official Check List 2016

(Names on the ACTIVE registry list and names restored to the ACTIVE list on election day; also overseas ballot applicants)

Total Number of Names Checked as having Voted 162

(Total of the name-by-name count of ALL names checked on the official check list as having voted by machine, by absentee ballot, and by oversea ballot -- including names checked at the absentee ballot central counting location, if any.)

**Total Votes for Governor Representative in Congress**


ALL Candidates

→ 160 ←

This Number Should be less than or Equal to This Number

**List of Votes Certified By**

**Sign Here**

  
Signature of Head Moderator -- Presiding Officer

**EUGENE CIMIANO**

Print Head Moderator's Name

Head Moderator's Home Tel#

860-296-0508

Head Moderator's Work Tel#

N/A

**Notice to Head Moderator**

1. Preliminary Report: Town Clerk, Head Moderator or Registrar of Voters is requested to FAX ALL RETURN FORMS to (860) 509-6127 (alternates: 509-7579, 509-6131) as soon as possible after polls close. This Fax report does not replace the required official filing (see below).
2. MANDATORY OFFICIAL FILING: Head Moderator must make a duplicate set of all returns and sign both sets. Head Moderator must seal and deliver one complete signed set of these returns immediately by hand to the Secretary of the State, Election Services Division, 2nd floor, 30 Trinity St., Hartford, not later than 6 PM, Aug 09, 2006 or to the State Police not later than 4PM Aug 09, 2006 . If late, the moderator must pay a late fee of \$50.
3. Head Moderator must deliver the other complete signed set of these returns to the Town Clerk on or before Aug 09, 2006. (CGS, Sec.

**Head Moderator's Return - Candidate on Ballot**

Hartford

**Republican Primary**

**August 08, 2008**

**Notes:**

1. Enter total votes in the boxes directly below each candidate's name. If the candidate received no votes, enter 0 (zero). DO NOT enter anything in a box which does not have a candidate's name directly above it.

2. Write-in votes for a candidate appearing on the ballot should be added into the candidate's total votes as reported on this form. Write-in votes for Registered Write-In Candidates are reported on a separate form.

At the State Election in the town of legally warned and held on August 08, 2008, the following candidates received the number of votes annexed to their names respectively:

**Representative in Congress**

**Congressional District**

1

Republican  
Scott MacLean

Republican  
Miriam J. Masullo

97

63

**Sign Here**

List of Votes Certified By



**EUGENE CIMIANO  
HEAD MODERATOR**

# ELECTION RECANVASS RETURN FORM

TO: Secretary of the State  
30 Trinity Street  
Hartford, Connecticut 06106

Attention: Election Services Division

City of Hartford  
Borough}

Date of Recanvass: August 10, 2006

RECEIVED BY  
*[Signature]*  
TOWN & CITY CLERK  
HARTFORD  
2006 AUG 11 A 10:18

Number of Provisional Ballots: Received 44 Counted 0 Rejected 44

I certify that on the date above, a recanvass/provisional ballot count was made of the votes cast at the August 8, 2006 election for the office(s) specified below, and that at said recanvass/provisional ballot (date of election) the following candidates received the number of votes indicated:

OFFICES (S) (Including District)	RECOUNT	CANDIDATES	PARTY	TOTAL PROVISIONAL BALLOT VOTE	NUMBER OF VOTES (Including Provisional Ballots And Write-in votes for Candidates Listed)

A copy of this return have been filed with the Clerk of the town.

The original canvass was  was not  correctly made.


*[Signature]*  
Signature of Recanvass Moderator  
Registrar of Voters

### Provisional Ballot Report

Instructions: The registrars of voters shall forthwith prepare and sign in duplicate this report showing: (1) the number of provisional ballots received from electors, the number of rejected and the number of counted, and (2) the additional votes counted for each candidate for federal office on the provisional ballots. The registrars of voters shall file one report with the town clerk and shall seal one in the depository envelope with the provisional ballots and file such depository envelope with the town clerk.

(1)


A) Provisional Ballots Received:	<u>44</u>
B) Provisional Ballots Rejected:	<u>44</u>
C) Provisional Ballots Counted:	<u>0</u>
Total Provisional Ballots (B+C)	<u>44</u>

RECEIVED BY  
  
 2006 AUG 11 A 9:00  
 TOWN & CITY CLERK  
 HARTFORD

(2)

Additional Votes Counted for Each Candidate for Federal Office

Name of Candidate	Office	Number of Votes

  
Registrars of Voters

8/10/06  
Date

Registrars of Voters

Date



# CITY OF HARTFORD - REGISTRARS OF VOTERS

State Election for Governor, Underticket, US Senator, US Congress, State Senator and Representative and Judge of Probate

November 07, 2006

Voting Districts	1	2	3	4	5	6	7	8	9	10	11	12	13	14	15	16	17	18	19	20	21	22	23	TOTALS	
<b>GOVERNOR/LIEUTENANT GOVERNOR</b>																									
John M. Joy/Shawn P. O'Rourke	0	0	0	0	0	0	0	0	0	0	0	0	0	0	0	0	0	0	0	0	0	0	0	0	0
M.Jodi Rell / Michael Fedele	184	123	341	106	305	218	345	170	157	201	370	308	236	319	104	134	129	109	145	114	72	132	166	4488	
John DeStefano / Mary Messina Glassman	521	182	632	312	700	547	861	474	477	559	541	571	469	602	201	288	353	276	189	326	236	468	491	10276	
Joseph A. Zdonczyk / Jose E. Garcia	7	1	2	6	16	10	6	4	5	8	13	8	4	15	3	8	8	4	0	11	5	9	8	161	
Clifford W. Thornton, Jr. / Jean de Smet	0	0	0	24	0	0	0	8	13	7	11	10	10	15	5	15	13	4	15	0	2	0	0	152	
Clifford W. Thornton, Jr. / Jean de Smet	4	3	36	0	18	11	8	0	0	0	0	0	0	0	0	0	0	0	0	11	0	7	12	110	
<b>Total:</b>	<b>716</b>	<b>309</b>	<b>1011</b>	<b>448</b>	<b>1039</b>	<b>786</b>	<b>1220</b>	<b>656</b>	<b>652</b>	<b>775</b>	<b>935</b>	<b>897</b>	<b>719</b>	<b>951</b>	<b>313</b>	<b>445</b>	<b>503</b>	<b>393</b>	<b>349</b>	<b>462</b>	<b>315</b>	<b>616</b>	<b>677</b>	<b>15187</b>	
<b>UNITED STATES SENATOR</b>																									
John M. Joy	0	0	0	0	0	0	0	0	0	0	0	0	0	0	0	0	0	0	0	0	0	0	0	0	0
Carl E. Vasser	0	0	0	0	0	0	0	0	0	0	0	0	0	0	0	0	0	0	0	0	0	0	0	0	0
Alan Schlesinger	12	11	28	10	41	13	18	15	22	44	64	44	37	65	18	17	25	19	10	11	10	16	17	567	
Ned Lamont	577	212	661	341	696	552	811	466	507	536	555	560	478	569	220	339	393	288	215	338	253	462	508	10537	
Timothy A. Knibbs	2	1	0	1	9	3	4	4	0	6	8	3	4	8	2	7	2	2	1	2	3	5	7	84	
Ralph A. Ferrucci	0	0	0	4	0	0	0	5	6	3	2	1	4	7	3	1	4	3	3	0	0	0	0	46	
Ralph A. Ferrucci	0	1	9	0	9	2	4	0	0	0	0	0	0	0	0	0	0	0	0	5	0	1	0	31	
Joe Lieberman	230	102	322	113	351	344	388	186	125	245	35	314	218	337	90	120	17	127	121	161	85	218	218	4467	
<b>Total:</b>	<b>821</b>	<b>327</b>	<b>1020</b>	<b>469</b>	<b>1106</b>	<b>914</b>	<b>1225</b>	<b>676</b>	<b>660</b>	<b>834</b>	<b>664</b>	<b>922</b>	<b>741</b>	<b>986</b>	<b>333</b>	<b>484</b>	<b>441</b>	<b>439</b>	<b>350</b>	<b>517</b>	<b>351</b>	<b>702</b>	<b>750</b>	<b>15732</b>	

**OFFICIAL**  
Amended 11/13/06

# CITY OF HARTFORD - REGISTRARS OF VOTERS

State Election for Governor, Underticket, US Senator, US Congress, State Senator and Representative and Judge of Probate  
November 07, 2006

Voting Districts	1	2	3	4	5	6	7	8	9	10	11	12	13	14	15	16	17	18	19	20	21	22	23	TOTALS	
<b>REPRESENTATIVE IN CONGRESS</b>																									
Stephen Fournier	0	0	6	6	0	0	0	0	0	0	0	1	0	0	0	2	0	0	0	0	0	0	0	0	15
Scott MacLean	21	46	123	28	85	22	40	59	40	156	109	96	68	105	27	26	46	34	58	23	15	22	31	1280	
John B. Larson	593	244	850	374	836	611	1052	539	499	611	671	715	553	670	236	339	410	317	264	370	260	499	549	12062	
<b>Total:</b>	<b>614</b>	<b>290</b>	<b>979</b>	<b>408</b>	<b>921</b>	<b>633</b>	<b>1092</b>	<b>598</b>	<b>539</b>	<b>767</b>	<b>780</b>	<b>812</b>	<b>621</b>	<b>775</b>	<b>263</b>	<b>367</b>	<b>456</b>	<b>351</b>	<b>322</b>	<b>393</b>	<b>275</b>	<b>521</b>	<b>580</b>	<b>13357</b>	
<b>STATE SENATOR - SENATORIAL DISTRICT 1</b>																									
John W. Fonfara	0	0	0	333	0	0	0	506	503	597	631	691	527	659	230	314	371	289	243	0	252	0	0	6146	
Robert M. Pandolfo	0	0	0	31	0	0	0	26	27	14	20	33	19	25	13	16	24	9	18	0	6	0	0	281	
John W. Fonfara	0	0	0	20	0	0	0	51	20	15	81	67	40	49	16	24	28	14	12	0	6	0	0	443	
<b>Total:</b>	<b>0</b>	<b>0</b>	<b>0</b>	<b>384</b>	<b>0</b>	<b>0</b>	<b>0</b>	<b>583</b>	<b>550</b>	<b>626</b>	<b>732</b>	<b>791</b>	<b>586</b>	<b>733</b>	<b>259</b>	<b>354</b>	<b>423</b>	<b>312</b>	<b>273</b>	<b>0</b>	<b>264</b>	<b>0</b>	<b>0</b>	<b>6870</b>	
<b>STATE SENATOR - SENATORIAL DISTRICT 2</b>																									
Asim A. Hanif	18	43	124	0	84	24	44	0	0	0	0	0	0	0	0	0	0	0	0	16	0	19	19	391	
Eric D. Coleman	597	240	772	0	800	644	986	0	0	0	0	0	0	0	0	0	0	0	0	358	0	498	549	5444	
Eric D. Coleman	62	10	46	0	46	90	121	0	0	0	0	0	0	0	0	0	0	0	0	59	0	56	64	554	
<b>Total:</b>	<b>677</b>	<b>293</b>	<b>942</b>	<b>0</b>	<b>930</b>	<b>758</b>	<b>1151</b>	<b>0</b>	<b>0</b>	<b>0</b>	<b>0</b>	<b>0</b>	<b>0</b>	<b>0</b>	<b>0</b>	<b>0</b>	<b>0</b>	<b>0</b>	<b>0</b>	<b>433</b>	<b>0</b>	<b>573</b>	<b>632</b>	<b>6389</b>	
<b>STATE REPRESENTATIVE - ASSEMBLY DISTRICT 1</b>																									
Kenneth P. Green	642	247	843	361	0	0	0	0	0	0	0	0	0	0	0	0	0	0	0	0	0	0	0	2093	
<b>Total:</b>	<b>642</b>	<b>247</b>	<b>843</b>	<b>361</b>	<b>0</b>	<b>0</b>	<b>0</b>	<b>0</b>	<b>0</b>	<b>0</b>	<b>0</b>	<b>0</b>	<b>0</b>	<b>0</b>	<b>0</b>	<b>0</b>	<b>0</b>	<b>0</b>	<b>0</b>	<b>0</b>	<b>0</b>	<b>0</b>	<b>0</b>	<b>2093</b>	

**OFFICIAL**  
Amended 11/13/06

# CITY OF HARTFORD - REGISTRARS OF VOTERS

State Election for Governor, Underticket, US Senator, US Congress, State Senator and Representative and Judge of Probate

November 07, 2006

Voting Districts	1	2	3	4	5	6	7	8	9	10	11	12	13	14	15	16	17	18	19	20	21	22	23	TOTALS	
<b>STATE REPRESENTATIVE - ASSEMBLY DISTRICT 3</b>																									
Minnie Gonzalez	0	0	0	0	0	0	0	525	539	605	0	0	0	0	0	0	0	0	0	0	0	0	0	0	1669
Minnie Gonzalez	0	0	0	0	0	0	0	68	24	54	0	0	0	0	0	0	0	0	0	0	0	0	0	0	146
<b>Total:</b>	<b>0</b>	<b>0</b>	<b>0</b>	<b>0</b>	<b>0</b>	<b>0</b>	<b>0</b>	<b>593</b>	<b>563</b>	<b>659</b>	<b>0</b>	<b>0</b>	<b>0</b>	<b>0</b>	<b>0</b>	<b>0</b>	<b>0</b>	<b>0</b>	<b>0</b>	<b>0</b>	<b>0</b>	<b>0</b>	<b>0</b>	<b>0</b>	<b>1815</b>
<b>STATE REPRESENTATIVE - ASSEMBLY DISTRICT 4</b>																									
Kelvin Roldan	0	0	0	0	0	0	0	0	0	0	0	0	0	0	221	330	394	309	0	0	0	0	0	0	1254
<b>Total:</b>	<b>0</b>	<b>0</b>	<b>0</b>	<b>0</b>	<b>0</b>	<b>0</b>	<b>0</b>	<b>0</b>	<b>0</b>	<b>0</b>	<b>0</b>	<b>0</b>	<b>0</b>	<b>0</b>	<b>221</b>	<b>330</b>	<b>394</b>	<b>309</b>	<b>0</b>	<b>0</b>	<b>0</b>	<b>0</b>	<b>0</b>	<b>0</b>	<b>1254</b>
<b>STATE REPRESENTATIVE - ASSEMBLY DISTRICT 5</b>																									
Marie Lopez Kirkley-Bey	0	0	0	0	0	0	0	0	0	0	0	0	0	0	0	0	0	0	245	378	262	506	563	1954	
Richard Lion	0	0	0	0	0	0	0	0	0	0	0	0	0	0	0	0	0	0	12	8	13	26	18	77	
<b>Total:</b>	<b>0</b>	<b>0</b>	<b>0</b>	<b>0</b>	<b>0</b>	<b>0</b>	<b>0</b>	<b>0</b>	<b>0</b>	<b>0</b>	<b>0</b>	<b>0</b>	<b>0</b>	<b>0</b>	<b>0</b>	<b>0</b>	<b>0</b>	<b>0</b>	<b>257</b>	<b>386</b>	<b>275</b>	<b>532</b>	<b>581</b>	<b>2031</b>	
<b>STATE REPRESENTATIVE - ASSEMBLY DISTRICT 6</b>																									
Art J. Feltman	0	0	0	0	0	0	0	0	0	0	597	692	508	613	0	0	0	0	0	0	0	0	0	0	2410
Art J. Feltman	0	0	0	0	0	0	0	0	0	0	32	47	34	38	0	0	0	0	0	0	0	0	0	0	151
<b>Total:</b>	<b>0</b>	<b>0</b>	<b>0</b>	<b>0</b>	<b>0</b>	<b>0</b>	<b>0</b>	<b>0</b>	<b>0</b>	<b>0</b>	<b>629</b>	<b>739</b>	<b>542</b>	<b>651</b>	<b>0</b>	<b>0</b>	<b>0</b>	<b>0</b>	<b>0</b>	<b>0</b>	<b>0</b>	<b>0</b>	<b>0</b>	<b>0</b>	<b>2561</b>
<b>STATE REPRESENTATIVE - ASSEMBLY DISTRICT 7</b>																									
Walter R. Butler	0	0	0	0	110	16	52	0	0	0	0	0	0	0	0	0	0	0	0	0	0	0	0	0	178
Douglas McCrory	0	0	0	0	762	691	1097	0	0	0	0	0	0	0	0	0	0	0	0	0	0	0	0	0	2550
<b>Total:</b>	<b>0</b>	<b>0</b>	<b>0</b>	<b>0</b>	<b>872</b>	<b>707</b>	<b>1149</b>	<b>0</b>	<b>0</b>	<b>0</b>	<b>0</b>	<b>0</b>	<b>0</b>	<b>0</b>	<b>0</b>	<b>0</b>	<b>0</b>	<b>0</b>	<b>0</b>	<b>0</b>	<b>0</b>	<b>0</b>	<b>0</b>	<b>0</b>	<b>2728</b>

**OFFICIAL**  
Amended 11/13/06