

City of Hartford
Connecticut

Historical Election Results

2001- 2015

Compiled from Official Election Documents

CITY OF HARTFORD - Official Candidate Voting District

Recount - (Democratic Town Committee Primary in Assembly Districts# 4 ONLY. NO PARTY ENDORSED)

TOWN & CLERK
HARTFORD

March 05, 2010

Voting Districts	1	2	3	4	5	6	7	8	9	10	11	12	13	14	15	16	17	18	19	20	21	22	23	2010 TOTALS	
TOWN COMMITTEE - ASSEMBLY DISTRICT 4																									
1B Edwin Escribano	0	0	0	0	0	0	0	0	0	0	0	0	0	0	22	34	42	60	0	0	0	0	0	0	158
2B Homayra Gomez	0	0	0	0	0	0	0	0	0	0	0	0	0	0	19	29	42	57	0	0	0	0	0	0	147
3B Migdalia Gomez	0	0	0	0	0	0	0	0	0	0	0	0	0	0	20	33	48	59	0	0	0	0	0	0	160
4B Jose U. Morales	0	0	0	0	0	0	0	0	0	0	0	0	0	0	20	34	46	62	0	0	0	0	0	0	162
5B Willie C. Owens	0	0	0	0	0	0	0	0	0	0	0	0	0	0	18	32	44	56	0	0	0	0	0	0	150
6B Apolinar Rosario-Tirado	0	0	0	0	0	0	0	0	0	0	0	0	0	0	16	26	44	55	0	0	0	0	0	0	141
7B Luz V. Sullivan	0	0	0	0	0	0	0	0	0	0	0	0	0	0	23	31	50	70	0	0	0	0	0	0	174
8B Elvis R. Tejada	0	0	0	0	0	0	0	0	0	0	0	0	0	0	19	27	43	56	0	0	0	0	0	0	145
9B Sammy Vazquez	0	0	0	0	0	0	0	0	0	0	0	0	0	0	20	34	50	59	0	0	0	0	0	0	163
1C Frederick L. Anderson	0	0	0	0	0	0	0	0	0	0	0	0	0	0	34	40	53	53	0	0	0	0	0	0	180
2C Ralph Arena	0	0	0	0	0	0	0	0	0	0	0	0	0	0	36	38	51	51	0	0	0	0	0	0	176
3C Sean P. Arena	0	0	0	0	0	0	0	0	0	0	0	0	0	0	38	35	50	52	0	0	0	0	0	0	175
4C Andre Caban	0	0	0	0	0	0	0	0	0	0	0	0	0	0	32	36	55	48	0	0	0	0	0	0	171
5C Gloria M. Pimental	0	0	0	0	0	0	0	0	0	0	0	0	0	0	35	37	54	54	0	0	0	0	0	0	180
6C Kelvin Roldan	0	0	0	0	0	0	0	0	0	0	0	0	0	0	42	45	71	66	0	0	0	0	0	0	224
7C Scott Edward Santucci	0	0	0	0	0	0	0	0	0	0	0	0	0	0	35	39	52	44	0	0	0	0	0	0	170
8C Barbara Silva	0	0	0	0	0	0	0	0	0	0	0	0	0	0	37	36	59	58	0	0	0	0	0	0	190
9C Edison Silva	0	0	0	0	0	0	0	0	0	0	0	0	0	0	35	33	54	54	0	0	0	0	0	0	176
Total:	0	0	0	0	0	0	0	0	0	0	0	0	0	0	501	619	908	1014	0	0	0	0	0	0	3042

John P. Bazzano

FORM V (Rev. 7/04)
ELECTION

TOWN & CITY CLERK
HARTFORD


ELECTION RECANVASS / PROVISIONAL BALLOT RETURN FORM

TO: Secretary of the State
30 Trinity Street
Hartford, Connecticut 06106

2010 MAR -5 P 3:07

Attention: Election Services Division

Town} _____
City of} HARTFORD
rough}
Date of Recanvass: 03/05/2010




Number of Provisional Ballots: Received N/A Counted N/A Rejected N/A

I certify that on the date above, a recanvass/provisional ballot count was made of the votes cast at the MUNICIPAL- Primary election for the office(s) specified below, and that at said recanvass/provisional ballot count the following candidates received the number of votes indicated:

OFFICES(S) (Including District)	C A N D I D A T E S	PARTY	VOTE TOTALS BEFORE RECOUNT	TOTAL PROVISIO NAL BALLOT VOTE	TOTAL VOTES AFTER RECOUNT (Including Provisional Ballots and Write-in votes for Candidates Listed)
Committee AD4	EDWIN ESCRIBANO	D	159	N/A	158
Town Committee AD4	HOMAYRA GOMEZ	D	148	N/A	147
Town Committee AD4	MIGDALIA GONEZ	D	160	N/A	160
Town Committee AD4	JOSE U. MORALES	D	162	N/A	162
Town Committee AD4	WILLIE C. OWENS	D	150	N/A	150
Town Committee AD4	APOLINAR ROSARIO-TIRADO	D	141	N/A	141
Town Committee AD4	LUZ V. SULLIVAN	D	174	N/A	174
Town Committee AD4	ELVIS R. TEJADA	D	145	N/A	145
Town Committee AD4	SAMMY VAZQUEZ	D	163	N/A	163
Town Committee AD4	FREDERICK L. ANDERSON	D	182	N/A	180
Town Committee AD4	RALPH ARENA	D	179	N/A	176
Town Committee AD4	SEAN P. ARENA	D	175	N/A	175
Town Committee AD4	ANDRE CABAN	D	174	N/A	171
Town Committee AD4	GLORIA M. PIMENTAL	D	182	N/A	180
Town Committee AD4	KELVIN ROLDAN	D	225	N/A	224
Town Committee AD4	SCOTT EDWARD SANTUCCI	D	171	N/A	170
Committee AD4	BARBARA SILVA	D	190	N/A	190
Committee AD4	EDISON SILVA	D	178	N/A	176

A copy of this return has been filed with the clerk of the town.
The original canvass was was not correctly made.


Signature of Recanvass Moderator

STATEWIDE DEMOCRATIC PRIMARY
AUGUST 10, 2010



CITY OF HARTFORD - Official Candidate Votes by District

State and District Democratic Primary

August 10, 2010

Voting Districts	1	2	3	4	5	6	7	8	9	10	11	12	13	14	15	16	17	18	19	20	21	22	23	TOTALS		
GOVERNOR																										
Dan Malloy	181	94	338	101	212	214	269	77	131	130	207	173	144	211	62	84	83	115	101	84	168	105	125		3409	
Ned Lamont	214	60	204	101	200	208	349	155	253	200	181	171	192	192	66	133	115	99	45	76	69	142	144		3569	
Total:	395	154	542	202	412	422	618	232	384	330	388	344	336	403	128	217	198	214	146	160	237	247	269		6978	
LT. GOVERNOR																										
Nancy Wyman	200	99	338	119	221	257	317	81	144	141	119	200	158	237	68	81	93	112	101	92	173	133	169		3653	
Mary Messina Glassman	145	48	182	79	155	111	239	125	216	156	122	142	144	135	50	115	96	74	45	59	51	96	81		2666	
Total:	345	147	520	198	376	368	556	206	360	297	241	342	302	372	118	196	189	186	146	151	224	229	250		6319	
STATE SENATOR - SENATORIAL DISTRICT 1																										
John W. Fonfara	0	0	0	99	0	0	0	109	199	179	256	216	156	275	67	88	88	100	106	0	162	0	0		2100	
Ed Vargas	0	0	0	88	0	0	0	130	203	178	127	161	194	139	78	142	130	115	33	0	81	0	0		1799	
Total:	0	0	0	187	0	0	0	239	402	357	383	377	350	414	145	230	218	215	139	0	243	0	0		3899	
STATE REPRESENTATIVE - ASSEMBLY DISTRICT 1																										
Matthew Ritter	163	102	371	103	0	0	0	0	0	0	0	0	0	0	0	0	0	0	0	0	0	0	0	0		739
Kenneth P. Green	243	57	178	105	0	0	0	0	0	0	0	0	0	0	0	0	0	0	0	0	0	0	0	0		583
Total:	406	159	549	208	0	0	0	0	0	0	0	0	0	0	0	0	0	0	0	0	0	0	0	0		1322
STATE REPRESENTATIVE - ASSEMBLY DISTRICT 4																										
Kelvin Roldan	0	0	0	0	0	0	0	0	0	0	0	0	0	0	68	96	94	125	0	0	0	0	0		383	
Angel S. Morales	0	0	0	0	0	0	0	0	0	0	0	0	0	0	61	125	110	78	0	0	0	0	0		374	
Total:	0	0	0	0	0	0	0	0	0	0	0	0	0	0	129	221	204	203	0	0	0	0	0		757	

CITY OF HARTFORD - Official Candidate Votes by District

State and District Democratic Primary

August 10, 2010

Voting Districts	1	2	3	4	5	6	7	8	9	10	11	12	13	14	15	16	17	18	19	20	21	22	23	TOTALS		
GOVERNOR																										
Dan Malloy	181	94	338	101	212	214	269	77	131	130	207	173	144	211	62	84	83	115	101	84	168	105	125		3409	
Ned Lamont	214	60	204	101	200	208	349	155	253	200	181	171	192	192	66	133	115	99	45	76	69	142	144		3569	
Total:	395	154	542	202	412	422	618	232	384	330	388	344	336	403	128	217	198	214	146	160	237	247	269		6978	
LT. GOVERNOR																										
Nancy Wyman	200	99	338	119	221	257	317	81	144	141	119	200	158	237	68	81	93	112	101	92	173	133	169		3653	
Mary Messina Glassman	145	48	182	79	155	111	239	125	216	156	122	142	144	135	50	115	96	74	45	59	51	96	81		2666	
Total:	345	147	520	198	376	368	556	206	360	297	241	342	302	372	118	196	189	186	146	151	224	229	250		6319	
STATE SENATOR - SENATORIAL DISTRICT 1																										
John W. Fonfara	0	0	0	99	0	0	0	109	199	179	256	216	156	275	67	88	88	100	106	0	162	0	0		2100	
Ed Vargas	0	0	0	88	0	0	0	130	203	178	127	161	194	139	78	142	130	115	33	0	81	0	0		1799	
Total:	0	0	0	187	0	0	0	239	402	357	383	377	350	414	145	230	218	215	139	0	243	0	0		3899	
STATE REPRESENTATIVE - ASSEMBLY DISTRICT 1																										
Matthew Ritter	163	102	371	103	0	0	0	0	0	0	0	0	0	0	0	0	0	0	0	0	0	0	0	0		739
Kenneth P. Green	243	57	178	105	0	0	0	0	0	0	0	0	0	0	0	0	0	0	0	0	0	0	0	0		583
Total:	406	159	549	208	0	0	0	0	0	0	0	0	0	0	0	0	0	0	0	0	0	0	0	0		1322
STATE REPRESENTATIVE - ASSEMBLY DISTRICT 4																										
Kelvin Roldan	0	0	0	0	0	0	0	0	0	0	0	0	0	0	68	96	94	125	0	0	0	0	0		383	
Angel S. Morales	0	0	0	0	0	0	0	0	0	0	0	0	0	0	61	125	110	78	0	0	0	0	0		374	
Total:	0	0	0	0	0	0	0	0	0	0	0	0	0	0	129	221	204	203	0	0	0	0	0		757	

2010 AUG 11 P 4: 12
[Signature]
 383
 374
 757

TOWN & CITY CLERK
 HARTFORD

CITY OF HARTFORD - Official Candidate Votes by District

State and District Democratic Primary

August 10, 2010

Voting Districts	1	2	3	4	5	6	7	8	9	10	11	12	13	14	15	16	17	18	19	20	21	22	23	TOTALS	
STATE REPRESENTATIVE - ASSEMBLY DISTRICT 6																									
Hector Robles	0	0	0	0	0	0	0	0	0	0	231	246	184	285	0	0	0	0	0	0	0	0	0	0	946
Alyssa S. Peterson	0	0	0	0	0	0	0	0	0	0	132	112	134	108	0	0	0	0	0	0	0	0	0	0	486
Total:	0	0	0	0	0	0	0	0	0	0	363	358	318	393	0	0	0	0	0	0	0	0	0	0	1432
STATE REPRESENTATIVE - ASSEMBLY DISTRICT 7																									
Rjo Winch	0	0	0	0	155	161	155	0	0	0	0	0	0	0	0	0	0	0	0	0	0	0	0	0	471
Douglas McCrory	0	0	0	0	236	247	464	0	0	0	0	0	0	0	0	0	0	0	0	0	0	0	0	0	947
Total:	0	0	0	0	391	408	619	0	0	0	0	0	0	0	0	0	0	0	0	0	0	0	0	0	1418
SECRETARY OF STATE																									
Denise Merrill	182	87	358	112	226	224	257	67	105	108	189	162	134	220	56	68	72	92	95	75	148	107	129	3273	
Gerry Garcia	136	53	157	75	155	130	274	146	263	198	151	184	174	154	66	134	120	96	41	63	75	117	117	3079	
Total:	318	140	515	187	381	354	531	213	368	306	340	346	308	374	122	202	192	188	136	138	223	224	246	6352	
STATE COMPTROLLER																									
Kevin Lembo	194	95	370	128	239	207	284	74	152	132	204	194	149	239	63	94	95	106	109	77	163	117	137	3622	
Michael J. Jarjura	117	45	122	55	132	138	241	116	195	153	110	136	135	112	51	99	87	75	30	56	54	101	96	2456	
Total:	311	140	492	183	371	345	525	190	347	285	314	330	284	351	114	193	182	181	139	133	217	218	233	6078	

DEMOCRATIC STATE PRIMARY

AUGUST 10, 2010
 ABSENTEE BALLOT DATA

DISTRICT	LIVILIAN BALLOTS ISSUED	LIVILIAN BALLOTS RETURNED	ARMED FORCES BALLOTS ISSUED	ARMED FORCES BALLOTS RETURNED									
1	26	20	0	0									
2	19	18	0	0									
3	96	86	1	1									
4	18	15	0	0									
5	68	60	0	0									
6	119	98	0	0									
7	46	34	0	0									
8	37	26	0	0									
9	91	62	0	0									
10	50	40	0	0									
11	49	40	0	0									
12	25	19	0	0									
13	11	9	0	0									
14	77	72	1	0									
15	4	4	0	0									
16	30	23	0	0									
17	36	27	0	0									
18	31	24	0	0									
19	13	11	0	0									
20	10	5	0	0									
21	133	97	0	0									
22	27	17	0	0									
23	47	32	0	0									

TOTALS: 1063 839 2 1

CITY OF HARTFORD - REGISTRARS OF VOTERS

State and District Democratic Primary

August 10, 2010


Voting District(s)	Beginning Totals	Additions/ Deletions	NewTotal	Number Voting	Not Voting	Percent Voted
001	1474	2	1476	424	1052	28.73%
002	402	-2	400	161	239	40.25%
003	1226	2	1228	560	668	45.60%
004	698	1	699	217	482	31.04%
005	2056	7	2063	427	1636	20.70%
006	2250	1	2251	440	1811	19.55%
007	2203	7	2210	630	1580	28.51%
008	1437	7	1444	263	1181	18.21%
009	1958	12	1970	418	1552	21.22%
010	2108	2	2110	371	1739	17.58%
011	1438	0	1438	420	1018	29.21%
012	1822	6	1828	391	1437	21.39%
013	1612	6	1618	365	1253	22.56%
014	1731	3	1734	436	1298	25.14%
015	884	8	892	158	734	17.71%
016	1467	9	1476	244	1232	16.53%
017	1741	8	1749	231	1518	13.21%
018	1104	7	1111	243	868	21.87%
019	416	-1	415	147	268	35.42%
020	1142	3	1145	159	986	13.89%
021	1197	6	1203	258	945	21.45%
022	1933	15	1948	254	1694	13.04%
023	1530	11	1541	267	1274	17.33%
Total:	33829	120	33949	7484	26465	22.04%

Part II - Official Check List Report

	A. Total number of names on official check list (include only the active enrollment list and names restored to it on primary day):	B. Total number of names <u>checked</u> as having voted, by machine <u>and</u> by absentee ballot (as <u>counted</u> on official check list):
1. Entire Municipality: (Town, Borough, City)	33,829	7,484
2. Political Subdivision if applicable (e.g., Assembly District, Ward, etc.):		
001	1,476	424
002	400	162
003	1,228	560
004	699	277
005	2,063	427
006	2,257	440
007	2,210	630
008	1,444	263
009	1,970	418
010	2,110	371
011	1,438	420
012	1,828	391
013	1,618	365
014	1,734	436
015	892	158
016	1,476	244
017	1,749	231
018	1,111	243
019	415	147
020	1,145	159
021	1,203	258
022	1,948	254
023	1,541	267

I hereby certify that the foregoing are the returns of the primary of the above-named party in the above-named municipality, legally warned and held on 8/10/10.

SIGN HERE: X



8/11/10
Date

X Head Moderator Moderator
[-check one-]

Head Moderator's/ Moderator's Telephone Numbers:

N/A (Home) (860) 778-9983 (Work)

FORM V (Rev. 7/04)
ELECTION

ELECTION RECANVASS / PROVISIONAL BALLOT RETURN FORM

TO: Secretary of the State
30 Trinity Street
Hartford, Connecticut 06106

Attention: Election Services Division

Town}
City of} **HARTFORD**
Borough}

Date of Recanvass: 8/16/2010

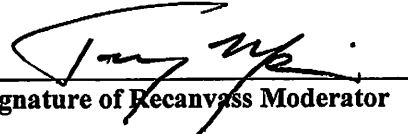
Number of Provisional Ballots: Received __N/A__ Counted __N/A__ Rejected __N/A__

I certify that on the date above, a recanvass/provisional ballot count was made of the votes cast at the **DEMOCRATIC STATE/DISTRICT PRIMARY** election for the office(s) specified below, and that at said recanvass/ provisional ballot count the following candidates received the number of votes indicated:

OFFICES(S) (Including District)	C A N D I D A T E S	PARTY	VOTE TOTALS BEFORE RECOUNT	TOTAL PROVISIONAL BALLOT VOTE	TOTAL VOTES AFTER RECOUNT (Including Provisional Ballots and Write-in votes for Candidates Listed)
STATE REPRESENTATIVE 1 ST ASSEMBLY	MATTHEW RITTER	DEM	739	N/A	742
	KENNETH P. GREEN	DEM	583	N/A	582
STATE REPRESENTATIVE 4 TH ASSEMBLY	KELVIN ROLDAN	DEM	383	N/A	382
	ANGEL M. MORALES	DEM	374	N/A	376

A copy of this return has been filed with the clerk of the town.

The original canvass was was not correctly made.


Signature of Recanvass Moderator

(1)

State of Connecticut
Office of the Secretary of the State
Election Services Division

PREScribed FORM FOR RETURN OF VOTES CAST AT A STATE PRIMARY
(C.G.S. §9-440 and . §9-314(b))

Head moderator, or moderator in municipalities with only a single voting district, to complete, sign, and forthwith transmit one copy of this return, **BY FAX and MAIL** or by hand delivery, to **SECRETARY OF THE STATE**, Election Services Division, 30 Trinity Street, P.O. Box 150470, Hartford, CT 06115-0470. Use additional pages, if necessary. A duplicate return is to be filed with the municipal clerk.

Date of Primary: August 10, 2010

City
Town of HARTFORD

Party: REPUBLICAN
 DEMOCRATIC

Part I - Candidates

Office or Position Designation

(from ballot,
including political
subdivision, if
applicable--e.g.,
Assembly District,
Ward, etc.)

Candidate
(from ballot)

Number of
Votes Received

GOVERNOR	Dan Malloy	3,409
GOVERNOR	Ned Lamont	3,569
LT. GOVERNOR	Nancy Wyman	3,653
LT. GOVERNOR	Mary Messina Glassman	2,666
STATE SENATOR-SENATORIAL DISTRICT 1	John W. Fonfara	2,100
STATE SENATOR-SENATORIAL DISTRICT 1	Ed Vargas	1,799
STATE REPRESENTATIVE-ASSEMBLY DISTRICT 1	Matthew Ritter	739
STATE REPRESENTATIVE-ASSEMBLY DISTRICT 1	Kenneth P. Green	583
STATE REPRESENTATIVE-ASSEMBLY DISTRICT 4	Kelvin Roldan	383
STATE REPRESENTATIVE-ASSEMBLY DISTRICT 4	Angel S. Morales	37
STATE REPRESENTATIVE-ASSEMBLY DISTRICT 6	Hector Robles	9
STATE REPRESENTATIVE-ASSEMBLY DISTRICT 6	Alyssa S. Peterson	486
STATE REPRESENTATIVE-ASSEMBLY DISTRICT 7	Rjo Winch	471
STATE REPRESENTATIVE-ASSEMBLY DISTRICT 7	Douglas McCrory	947
SECRETARY OF STATE	Denise Merrill	3,273
SECRETARY OF STATE	Gerry Garcia	3,079
STATE COMPTROLLER	Kevin Lembo	3,622
STATE COMPTROLLER	Michael L. Jarjura	2,456

John W. Fonfara

2010 AUG 11 P 4: 12

CITY OF HARTFORD - Official Candidate Votes by District

State and District Republican Primary

August 10, 2010

Voting Districts	1	2	3	4	5	6	7	8	9	10	11	12	13	14	15	16	17	18	19	20	21	22	23	TOTALS	
GOVERNOR																									
1A Tom Foley	1	7	21	7	13	0	4	2	11	5	23	6	8	23	1	2	6	2	7	4	2	2	2		159
1B Michael Fedele	3	4	9	3	7	0	3	1	6	3	15	15	8	9	3	3	2	7	8	5	0	1	0		115
1C Oz Griebel	3	9	18	2	10	0	2	1	3	5	11	8	7	6	4	2	2	5	14	1	1	1	0		115
Total:	7	20	48	12	30	0	9	4	20	13	49	29	23	38	8	7	10	14	29	10	3	4	2		389
LT. GOVERNOR																									
2A Mark D. Boughton	0	8	13	5	14	0	2	4	10	7	20	10	10	12	3	2	5	5	10	3	1	2	1		147
2B Lisa Wilson-Foley	5	12	31	6	14	0	4	0	8	4	21	14	10	24	4	3	5	6	15	6	2	2	1		197
Total:	5	20	44	11	28	0	6	4	18	11	41	24	20	36	7	5	10	11	25	9	3	4	2		344
UNITED STATES SENATOR																									
3A Linda E. McMahon	1	11	17	7	18	0	2	3	10	7	26	20	12	21	3	4	4	9	18	5	2	3	1		204
3B Peter David Schiff	2	3	14	2	6	0	1	0	3	4	8	6	2	9	2	1	2	1	7	2	1	0	1		77
3C Rob Simmons	4	6	16	3	7	0	5	0	7	3	15	3	10	8	2	2	4	2	4	2	0	1	0		104
Total:	7	20	47	12	31	0	8	3	20	14	49	29	24	38	7	7	10	12	29	9	3	4	2		385
REPRESENTATIVE IN CONGRESS																									
4A Ann Brickley	4	18	26	3	16	0	3	2	9	5	32	14	13	17	2	3	7	6	18	3	1	3	2		207
4B Mark Zydanowicz	2	1	17	7	12	0	2	1	10	6	10	11	8	18	5	2	3	5	6	6	2	1	0		135
Total:	6	19	43	10	28	0	5	3	19	11	42	25	21	35	7	5	10	11	24	9	3	4	2		342
STATE ATTORNEY GENERAL																									
5A Martha Dean	2	12	19	6	18	0	5	3	7	6	28	17	11	15	2	2	4	5	13	5	2	3	2		187
5B Ross Garber	4	7	25	4	12	0	2	0	11	5	17	9	11	21	4	3	5	7	13	4	0	1	1		166

CITY OF HARTFORD

REPUBLICAN STATE PRIMARY
AUGUST 10, 2010

(COMPILATION OF VOTES AND ENROLLMENT IN ACCORDANCE WITH SECTION 9-307)

DISTRICT	NUMBER OF NAMES ON LIST	+ OR -	NEW TOTAL OF NAMES ON LIST	NUMBER CHECKED AS VOTING	NUMBER LISTED AS NOT VOTING	PERCENTAGE	NAMES OF ASSISTANT REGISTRARS
1	44	1	45	7	38	15.56	ROSALIND ODUM
2	67	0	67	20	47	29.85	VACANT ST CLAIRE KNOWLIN
3	113	-1	112	50	62	44.64	VACANT JOEN VAZQUEZ
	44	0	44	13	31	29.55	BETTY AYERS MARIE PERRY
	35	2	37	30	7	81.08	EDWARD MCGINN FLEETIE FLOYD
6	65	0	65	0	65	0.00	VACANT
7	70	0	70	9	61	12.86	VACANT LYNETTE STEPHENSON
8	56	0	56	4	52	7.14	VACANT MARIA HERNENDEZ
9	109	2	111	22	89	19.82	CIERA ESQUILIN JOSUE MALDONADO
10	100	2	102	14	88	13.73	VACANT LORETTA LONG
11	151	1	152	51	101	33.55	RAFAEL DELVALLE DIDNO ANDINO
12	137	0	137	32	105	23.36	LATOYA FITZWILLIAM
13	105	1	106	26	80	24.53	VACANT VIRGINIA GERENA
14	154	-1	153	38	115	24.84	ALICE ROGALA VACANT
	38	0	38	8	30	21.05	APRIL LYNNE MOTLEY VACANT
	48	0	48	7	41	14.58	SHEILA THOMAS SUSAN PLAZA
17	159	1	160	9	151	5.63	DOROTHY LUMPKIN VACANT
18	45	1	46	14	32	30.43	HERMINIA KIERNAN VACANT
19	96	0	96	30	66	31.25	CHERESE TUCKER SAMUEL BROWN
20	51	2	53	10	43	18.87	VACANT RENETTA THOMAS
21	28	0	28	3	25	10.71	VACANT JACQUELINE SHAW
22	36	0	36	4	32	11.11	MILDRED MORGAN EMANUEL H. HART
23	23	-1	22	3	19	13.64	VACANT DERRICK GRAY
TOTALS:	1774	10	1784	404	1380	22.65	

REPUBLICAN STATE PRIMARY

AUGUST 10, 2010

ABSENTEE BALLOT DATA

DISTRICT	LIVILIAN BALLOTS ISSUED	LIVILIAN BALLOTS RETURNED	ARMED FORCES BALLOTS ISSUED	ARMED FORCES BALLOTS RETURNED										
1	2	1	0	0										
2	5	3	0	0										
3	4	4	0	0										
4	1	1	0	0										
5	8	6	0	0										
6	0	0	0	0										
7	0	0	0	0										
8	0	0	0	0										
9	3	2	0	0										
10	1	0	0	0										
11	20	19	0	0										
12	2	2	0	0										
13	0	0	0	0										
14	11	9	1	0										
15	0	0	0	0										
16	0	0	0	0										
17	2	2	0	0										
18	0	0	0	0										
19	3	3	0	0										
20	3	2	0	0										
21	0	0	0	0										
22	0	0	0	0										
23	1	1	0	0										

TOTALS: 66 55 1 0

CITY OF HARTFORD - REGISTRARS OF VOTERS

State and District Republican Primary

August 10, 2010

Voting District(s)	Beginning Totals	Additions/ Deletions	NewTotal	Number Voting	Not Voting	Percent Voted
001	44	1	45	7	38	15.56%
002	67	0	67	20	47	29.85%
003	113	-1	112	50	62	44.64%
004	44	0	44	13	31	29.55%
005	35	2	37	30	7	81.08%
006	65	0	65	0	65	0.00%
007	70	0	70	9	61	12.86%
008	56	0	56	4	52	7.14%
009	109	2	111	22	89	19.82%
010	100	2	102	14	88	13.73%
011	151	1	152	51	101	33.55%
012	137	0	137	32	105	23.36%
013	105	1	106	26	80	24.53%
014	154	-1	153	38	115	24.84%
015	38	0	38	8	30	21.05%
016	48	0	48	7	41	14.58%
017	159	1	160	9	151	5.63%
018	45	1	46	14	32	30.43%
019	96	0	96	30	66	31.25%
020	51	2	53	10	43	18.87%
021	28	0	28	3	25	10.71%
022	36	0	36	4	32	11.11%
023	23	-1	22	3	19	13.64%
Total:	1774	10	1784	404	1380	22.65%

John J. Bongiorno
2010 AUG 12 A 9:08

TOWN & CITY CLERK
HARTFORD

State of Connecticut
Office of the Secretary of the State
Election Services Division

PRESCRIBED FORM FOR RETURN OF VOTES CAST AT A STATE PRIMARY
(C.G.S. §9-440 and . §9-314(b))

Head moderator, or moderator in municipalities with only a single voting district, to complete, sign, and forthwith transmit one copy of this return, **BY FAX and MAIL** or by hand delivery, to **SECRETARY OF THE STATE**, Election Services Division, 30 Trinity Street, P.O. Box 150470, Hartford, CT 06115-0470. Use additional pages, if necessary. A duplicate return is to be filed with the municipal clerk.

Date of Primary: August 10, 2010

City
Town of HARTFORD

Party: REPUBLICAN
 DEMOCRATIC

Part I - Candidates

Office or Position Designation

(from ballot,
including political
subdivision, if
applicable--e.g.,
Assembly District,
Ward, etc.)

Candidate
(from ballot)

Number of
Votes Received

GOVERNOR	Tom Foley	159
GOVERNOR	Michael Fedele	115
GOVERNOR	Oz Griebel	115
LT. GOVERNOR	Mark D. Boughton	147
LT. GOVERNOR	Lisa Wilson-Foley	197
UNITED STATES SENATOR	Linda E. McMahon	204
UNITED STATES SENATOR	Peter David Schiff	77
UNITED STATES SENATOR	Rob Simmons	104
REPRESENTATIVE IN CONGRESS	Ann Brickley	207
REPRESENTATIVE IN CONGRESS	Mark Zydanowicz	135
STATE ATTORNEY GENERAL	Martha Dean	187
STATE ATTORNEY GENERAL	Ross Garber	166

John V....
2010 AUG 12 A 9:08

Part II - Official Check List Report

	A. Total number of names on official check list (include only the active enrollment list and names restored to it on primary day):	B. Total number of names checked as having voted, by machine and by absentee ballot (as counted on official check list):
1. Entire Municipality: (Town, Borough, City)	1,719	404
2. Political Subdivision if applicable (e.g., Assembly District, Ward, etc.):		
001	45	7
002	67	20
003	112	50
004	44	13
005	37	30
006	65	0
007	70	9
008	56	4
009	111	22
010	102	14
011	152	51
012	137	32
013	106	26
014	153	38
015	38	8
016	48	7
017	160	9
018	46	14
019	96	30
020	53	10
021	28	3
022	36	4
023	22	3

I hereby certify that the foregoing are the returns of the primary of the above-named party in the above-named municipality, legally warned and held on AUG 10 2010

SIGN HERE: X [Signature]

AUG 11, 2010
Date

Head Moderator Moderator
[-check one-]

Head Moderator's/ Moderator's Telephone Numbers:

860-296-0508 (Home) _____ (Work)

Republican State Primary
August 10, 2010
REPUBLICAN POLL WORKERS

Dist	Position	First Name	Last Name	Address	Zip	Pay
1 Achievement First Htfd.Acad-Gym	Assistant Registrar	Rosalind	Odum	711 Garden Street	06112	
2 Annie Fisher School Annex	Assistant Registrar	vacant			06112	
2 Annie Fisher School Annex	Assistant Registrar	St Claire	Knowlin	262 Vine Street		
3 Hartford Seminary	Assistant Registrar	vacant			06105	
3 Hartford Seminary	Assistant Registrar	Joen	Vazquez	242 So. Whitney Street		
4 United Methodist Church	Assistant Registrar	Betty	Ayers	170 Sisson Avenue	06105	
4 United Methodist Church	Assistant Registrar	Marie	Perry	944 Asylum Avenue	06105	
5 Grace Lutheran Church	Assostant Registrar	Edward	McGinn	170 Sisson Ave 3-306	06105	
5 Grace Lutheran Church	Assistant Registrar	Fleetie	Floyd	12 Willard Street	06105	
6 Liberty Christian Center	Assostant Registrar	vacant				
			7			
7 Rawson School	Assostant Registrar	vacant				
7 Rawson School	Assistant Registrar	Lynette	Stephenson	211 Pembroke Street	06112	
8 Parkville Community School	Assistant Registrar	vacant			06106	
8 Parkville Community School	Assistant Registrar	Maria	Hernandez	140 Russ Street	06106	
9 Burns School	Assistant Registrar	Ciera	Esquilin	31 York Street	06106	
9 Burns School	Assistant Registrar	Josue	Maldonado	97 Amity Street	06106	
			10			
10 Moylan School	Assistant Registrar	cacant			06106	
10 Moylan School	Assistant Registrar	Loretta	Long	305 Washington Street	06105	
11 Batchelder School	Assistant Registrar	Rafael	Delvalle	141 Woodland St, #605		

Republican State Primary
August 10, 2010
REPUBLICAN POLL WORKERS

11 Batchelder School	Assistant Registrar	Didno	Andino	32 Mountford Street	06106
12 Kennelly School	Assistant Registrar	Latoya	Fitzwilliam	104 Cleveland Avenue	06120
12 Kennelly School	Assistant Registrar	vacant			
13 Southend Senior Wellness Center	Assistant Registrar	vacabt			
13 Southend Senior Wellness Center	Assistant Registrar	Virginia	Gerena	120 Retreat Ave.	06114
14 Metzner Center-Columbus Park	Assistant Registrar	Alice	Rogala	59 Hanmer Street	06114
14 Metzner Center-Columbus Park	Assistant Registrar	vacant			
15 Campfield Public Library	Assistant Registrar	April Lynne	Motley	532 Maple Avenue	06114
15 Campfield Public Library	Assistant Registrar	vacant			
		16			
16 Bulkeley High School	Assistant Registrar	Sheila	Thomas	30 Lisbon Street	06106
16 Bulkeley High School	Assistant Registrar	Susan	Plaza	390 Garden Street	06112
17 The Learning Corridor	Assistant Registrar	Dorothy	Lumpkin	53 Imlay Street B-2	06105
17 The Learning Corridor	Assistant Registrar	vacant			
18 Ramon Betances School	Assistant Registrar	Herminia	Kiernan	131 Wyllis Street	06106
18 Ramon Betances School	Assistant Registrar	vacant			
19 Hartford Public Library	Assistant Registrar	Cherese	Tucker	389 Main Street B-6	06106
19 Hartford Public Library	Assistant RegistrarB	Samuel	Brown	182 Seymour Street #G	06106
20 The Community Room	Assistant Registrar	vacant			
20 The Community Room	Assistant Registrar	Renetta	Thomas	127 Bedford Street #2A	06120
21 Sand Elementary School Library	Assistant Registrar	vacant			
21 Sand Elementary School Library	Assistant Registrar	Jacquiline	Shaw	62 Oakland Terrace	06112

Republican State Primary
August 10, 2010
REPUBLICAN POLL WORKERS

22 John C. Clark School	Assistant Registrar	Mildred	Morgan	176 Blue Hills Ave.	06112	
22 John C. Clark School	Assistant Registrar	Emanuel H.	Hart	86 Thomaston Street	06112	
23 Fred D. Wish School	Assistant Registrar	vacant				
23 Fred D. Wish School	Assistant RegistrarB	Derrick	Gray	101 Mary Shepard Place	06120	

DEMOCRATIC PRIMARY AUGUST 10, 2010

REGANVASS

AUGUST 16/2010

CITY OF HARTFORD - Official Candidate Votes by District

Recount - (State and District Democratic Primary)

August 16, 2010

Voting Districts	1	2	3	4	5	6	7	8	9	10	11	12	13	14	15	16	17	18	19	20	21	22	23	TOTALS
STATE REPRESENTATIVE - ASSEMBLY DISTRICT 4																								
Kelvin Roldan	0	0	0	0	0	0	0	0	0	0	0	0	0	0	68	96	93	125	0	0	0	0	0	382
Angel S. Morales	0	0	0	0	0	0	0	0	0	0	0	0	0	0	61	125	111	79	0	0	0	0	0	376
Total:	0	0	0	0	0	0	0	0	0	0	0	0	0	0	129	221	204	204	0	0	0	0	0	758

TOWN & CITY CLERK
HARTFORD

2010 AUG 23 P 3:47

John V. Bary

CITY OF HARTFORD - Official Candidate Votes by District

Recount - (State and District Democratic Primary)

August 16, 2010

Voting Districts	1	2	3	4	5	6	7	8	9	10	11	12	13	14	15	16	17	18	19	20	21	22	23	TOTALS	
STATE REPRESENTATIVE - ASSEMBLY DISTRICT 4																									
Kelvin Roldan	0	0	0	0	0	0	0	0	0	0	0	0	0	0	68	96	93	125	0	0	0	0	0	0	382
Angel S. Morales	0	0	0	0	0	0	0	0	0	0	0	0	0	0	61	125	111	79	0	0	0	0	0	0	376
Total:	0	0	0	0	0	0	0	0	0	0	0	0	0	0	129	221	204	204	0	0	0	0	0	0	758

TOWN & CITY CLERK
HARTFORD

2010 AUG 23 P 3:47

John V. P. Bary

GENERAL ELECTION--STATE

NOVEMBER 02, 2010

CITY OF HARTFORD - Official Candidate Votes by District

Federal, State, and District Election

November 02, 2010

Voting Districts	1	2	3	4	5	6	7	8	9	10	11	12	13	14	15	16	17	18	19	20	21	22	23	TOTALS	
GOVERNOR/LIEUTENANT GOVERNOR																									
Tom Foley and Mark D. Boughton	29	93	232	43	132	48	59	83	94	102	219	151	142	175	53	55	61	42	105	41	23	29	32	2043	
Dan Malloy and Nancy Wyman	916	248	785	433	1028	1030	1413	580	694	795	793	868	781	736	317	491	467	406	329	518	432	814	879	15753	
Thomas E. MarshandCicero B. Booker, Jr.	1	2	12	5	9	4	7	6	4	1	4	8	10	7	1	1	4	1	2	5	1	3	2	100	
Total:	946	343	1029	481	1169	1082	1479	669	792	898	1016	1027	933	918	371	547	532	449	436	564	456	846	913	17896	
UNITED STATES SENATOR																									
Linda E. McMahon	34	96	196	49	117	29	43	92	108	96	184	145	138	173	43	70	54	44	91	43	35	38	27	1945	
Richard Blumenthal	935	248	817	423	1043	1068	1461	571	674	787	820	874	789	754	322	471	461	405	336	516	421	819	886	15901	
Dr. John Mertens	2	1	9	6	8	1	5	3	5	3	5	8	7	5	2	2	12	1	3	5	1	2	2	98	
Warren B. Mosler	1	0	9	4	9	3	2	4	3	0	4	6	6	4	0	7	1	1	3	3	2	2	4	78	
Total:	972	345	1031	482	1177	1101	1511	670	790	886	1013	1033	940	936	367	550	528	451	433	567	459	861	919	18022	
REPRESENTATIVE IN CONGRESS																									
Ann Brickley	18	85	173	36	89	27	26	57	77	71	155	118	100	142	31	44	45	33	83	30	18	17	17	1492	
John B. Larson	901	249	791	396	982	993	1383	559	661	773	789	855	767	728	315	475	450	403	334	480	413	771	868	15336	
Kenneth J. Krayseske	4	1	43	32	32	7	7	16	21	7	11	12	18	26	7	6	2	3	12	12	6	13	3	301	
Christopher J. Hutchinson	0	0	6	7	11	2	5	6	18	11	4	3	10	7	2	7	8	0	0	6	3	2	2	120	
Total:	923	335	1013	471	1114	1029	1421	638	777	862	959	988	895	903	355	532	505	439	429	528	440	803	890	17249	
STATE SENATOR - SENATORIAL DISTRICT 1																									
Barbara Ruhe	0	0	0	34	0	0	0	60	77	66	150	102	88	121	37	38	40	33	89	0	18	0	0	953	
John W. Fonfara	0	0	0	406	0	0	0	553	665	771	795	875	794	740	307	455	449	392	314	0	415	0	0	7931	
Martha S. Kelly	0	0	0	24	0	0	0	13	23	13	19	18	24	18	9	23	15	6	16	0	8	0	0	229	
Total:	0	0	0	464	0	0	0	626	765	850	964	995	906	879	353	516	504	431	419	0	441	0	0	9113	

2010 NOV 10 A 10:20
 [Signature]
 1492
 15336
 301
 120
 17249

TOWN & CITY CLERK
 HARTFORD

CITY OF HARTFORD - Official Candidate Votes by District

Federal, State, and District Election

November 02, 2010

Voting Districts	1	2	3	4	5	6	7	8	9	10	11	12	13	14	15	16	17	18	19	20	21	22	23	TOTALS
STATE SENATOR - SENATORIAL DISTRICT 2																								
Eric D. Coleman	910	270	832	0	1010	1009	1397	0	0	0	0	0	0	0	0	0	0	0	0	498	0	794	878	7598
Total:	910	270	832	0	1010	1009	1397	0	0	0	0	0	0	0	0	0	0	0	0	498	0	794	878	7598
STATE REPRESENTATIVE - ASSEMBLY DISTRICT 1																								
Kenneth Lerman	19	59	119	32	0	0	0	0	0	0	0	0	0	0	0	0	0	0	0	0	0	0	0	229
Matthew Ritter	859	263	856	406	0	0	0	0	0	0	0	0	0	0	0	0	0	0	0	0	0	0	0	2384
Emanuel Lorenzo Blake	19	7	14	12	0	0	0	0	0	0	0	0	0	0	0	0	0	0	0	0	0	0	0	52
Total:	897	329	989	450	0	0	0	0	0	0	0	0	0	0	0	0	0	0	0	0	0	0	0	2665
STATE REPRESENTATIVE - ASSEMBLY DISTRICT 3																								
Minnie Gonzalez	0	0	0	0	0	0	0	555	649	731	0	0	0	0	0	0	0	0	0	0	0	0	0	1935
Total:	0	0	0	0	0	0	0	555	649	731	0	0	0	0	0	0	0	0	0	0	0	0	0	1935
STATE REPRESENTATIVE - ASSEMBLY DISTRICT 4																								
Antonio Reyes, Jr.	0	0	0	0	0	0	0	0	0	0	0	0	0	0	39	51	54	33	0	0	0	0	0	177
Kelvin Roldan	0	0	0	0	0	0	0	0	0	0	0	0	0	0	292	453	431	397	0	0	0	0	0	1573
Andrew McCarthy	0	0	0	0	0	0	0	0	0	0	0	0	0	0	12	15	19	9	0	0	0	0	0	55
Total:	0	0	0	0	0	0	0	0	0	0	0	0	0	0	343	519	504	439	0	0	0	0	0	1805
STATE REPRESENTATIVE - ASSEMBLY DISTRICT 5																								
Marie Lopez Kirkley-Bey	0	0	0	0	0	0	0	0	0	0	0	0	0	0	0	0	0	0	314	487	403	753	846	2803
Total:	0	0	0	0	0	0	0	0	0	0	0	0	0	0	0	0	0	0	314	487	403	753	846	2803
STATE REPRESENTATIVE - ASSEMBLY DISTRICT 6																								
Hector Robles	0	0	0	0	0	0	0	0	0	0	584	691	527	574	0	0	0	0	0	0	0	0	0	2376