

STATE OF CONNECTICUT  
SECRETARY OF THE STATE

---

---

STATEMENT OF VOTE

GENERAL ELECTION

**November 2, 2004**

---

TABULATED FROM RETURNS AS  
RECORDED BY THE MODERATORS  
AND FILED WITH THE OFFICE OF  
SECRETARY OF THE STATE

---

PRINTED IN COMPLIANCE WITH STATUTE

---

HARTFORD

**Registrar of Voters**

**Redding**

Republican  
Doris B. Nobes

Democratic  
Kathleen W. Primus

Redding

2,455

2,244

2,455

2,244

**Registrar of Voters**

**Ridgefield**

Republican  
Hope S. Wise

Democratic  
Cynthia A. Bruno

Ridgefield

6,785

5,735

6,785

5,735

**Registrar of Voters**

**Rocky Hill**

Republican  
Patricia E. Beyer

Democratic  
Janet W. Viggiano

Rocky Hill

3,169

5,007

3,169

5,007

**Registrar of Voters**

**Roxbury**

Republican

Democratic

Roxbury

Total votes for cross-endorsed candidate No Nomination

**Registrar of Voters**

**Salem**

Republican  
Patricia A. Rodriguez

Democratic

Salem

1,056

1,056

**Registrar of Voters**

**Salisbury**

|           | Republican<br>Elizabeth H. Angus | Democratic<br>Richard O. Walsh |       |       |       |       |
|-----------|----------------------------------|--------------------------------|-------|-------|-------|-------|
| Salisbury | 651                              | 1,417                          | _____ | _____ | _____ | _____ |
|           | <u>651</u>                       | <u>1,417</u>                   |       |       |       |       |

---

**Registrar of Voters**

**Scotland**

|          | Republican<br>Caroline E. Neborsky | Democratic<br>Zayne R. Ring |       |       |       |       |
|----------|------------------------------------|-----------------------------|-------|-------|-------|-------|
| Scotland | 334                                | 426                         | _____ | _____ | _____ | _____ |
|          | <u>334</u>                         | <u>426</u>                  |       |       |       |       |

---

**Registrar of Voters**

**Sharon**

|        | Republican<br>Susan McKee | Democratic<br>Ducky Goodbody<br>Bancroft |       |       |       |       |
|--------|---------------------------|--|-------|-------|-------|-------|
| Sharon | 761                       | 601                                      | _____ | _____ | _____ | _____ |
|        | <u>761</u>                | <u>601</u>                               |       |       |       |       |

---

**Registrar of Voters**

**Shelton**

|         | Republican<br>Peter R. Pavone | Democratic<br>John Bashar |       |       |       |       |
|---------|-------------------------------|---------------------------|-------|-------|-------|-------|
| Shelton | 9,006                         | 7,160                     | _____ | _____ | _____ | _____ |
|         | <u>9,006</u>                  | <u>7,160</u>              |       |       |       |       |

---

**Registrar of Voters**

**Sherman**

|         | Republican<br>Melinda A. Albert | Democratic<br>Lisa M. Hallock |       |       |       |       |
|---------|---------------------------------|-------------------------------|-------|-------|-------|-------|
| Sherman | 1,037                           | 835                           | _____ | _____ | _____ | _____ |
|         | <u>1,037</u>                    | <u>835</u>                    |       |       |       |       |

---

**Registrar of Voters**

**Somers**

Republican  
Marjory R. Madden

Democratic  
Janice A. Steinmetz

Somers

2,565

1,685

2,565

1,685

**Registrar of Voters**

**South Windsor**

Republican  
Janis K. Murtha

Democratic  
Frances O. Knipple

South Windsor

5,630

6,207

5,630

6,207

**Registrar of Voters**

**Southbury**

Republican  
JoAnn H. Bolin

Democratic  
Catherine L. Bedard

Southbury

6,092

4,192

6,092

4,192

**Registrar of Voters**

**Southington**

Republican  
Robert L. Sherman

Democratic  
Gerald M. Gingras, Sr.

Southington

7,688

10,515

7,688

10,515

**Registrar of Voters**

**Sprague**

Republican  
Patricia W. Amon

Democratic  
Kathleen Z. Boushee

Sprague

436

759

436

759

|          | Registrar of Voters              |                           | Stafford |  |  |  |
|----------|----------------------------------|---------------------------|----------|--|--|--|
|          | Republican<br>Ronald M. Sendobry | Democratic<br>Susan Houle |          |  |  |  |
| Stafford | 1,633                            | 3,553                     |          |  |  |  |
|          | <u>1,633</u>                     | <u>3,553</u>              |          |  |  |  |

|          | Registrar of Voters        |                                  | Stamford |  |  |  |
|----------|----------------------------|----------------------------------|----------|--|--|--|
|          | Republican<br>Lucy Corelli | Democratic<br>Alice C. Fortunato |          |  |  |  |
| Stamford | 16,155                     | 21,712                           |          |  |  |  |
|          | <u>16,155</u>              | <u>21,712</u>                    |          |  |  |  |

8 Votes for Registered Write-in Candidate David Bedell

|          | Registrar of Voters              |                                | Sterling |  |  |  |
|----------|----------------------------------|--------------------------------|----------|--|--|--|
|          | Republican<br>Diane I. Etheridge | Democratic<br>Dianna M. Firluk |          |  |  |  |
| Sterling | 635                              | 560                            |          |  |  |  |
|          | <u>635</u>                       | <u>560</u>                     |          |  |  |  |

|            | Registrar of Voters            |                                | Stonington |  |  |  |
|------------|--------------------------------|--------------------------------|------------|--|--|--|
|            | Republican<br>Louise Ann Brown | Democratic<br>Teresa S. Grimes |            |  |  |  |
| Stonington | 3,422                          | 4,731                          |            |  |  |  |
|            | <u>3,422</u>                   | <u>4,731</u>                   |            |  |  |  |

|           | Registrar of Voters              |                                |  | Stratford |  |  |  |
|-----------|----------------------------------|--------------------------------|--|-----------|--|--|--|
|           | Republican<br>Louis Adam DiCilio | Democratic<br>Richard A. Miron | Petitioning Candidate<br>Richard F. Fredette |           |  |  |  |
| Stratford | 8,988                            | 9,394                          | 1,166  |           |  |  |  |
|           | <u>8,988</u>                     | <u>9,394</u>                   | <u>1,166</u>                                 |           |  |  |  |

1 Votes for Registered Write-in Candidate Thomas M. Carroll Jr.

**Registrar of Voters****Thomaston**

|             |                 |
|-------------|-----------------|
| Republican  | Democratic      |
| Eva Mendola | Carol J. Hoebel |

Thomaston

1,766

1,494

---

1,766

---

1,494**Registrar of Voters****Thompson**

|               |                 |
|---------------|-----------------|
| Republican    | Democratic      |
| Ada G. Temple | James P. Kenney |

Thompson

1,600

1,991

---

1,600

---

1,991**Registrar of Voters****Tolland**

|                  |                  |
|------------------|------------------|
| Republican       | Democratic       |
| Kenneth R. Houck | R. Michael Wyman |

Tolland

2,937

3,847

---

2,937

---

3,847**Registrar of Voters****Torrington**

|                   |                |
|-------------------|----------------|
| Republican        | Democratic     |
| Amelia K. Waldron | John C. Ciesco |

Torrington

6,929

6,577

---

6,929

---

6,577**Registrar of Voters****Trumbull**

|                   |                |
|-------------------|----------------|
| Republican        | Democratic     |
| William S. Holden | Mary J. Aiello |

Trumbull

9,596

7,820

---

9,596

---

7,820

|       | Registrar of Voters             |                               | Union |  |  |  |
|-------|---------------------------------|-------------------------------|-------|--|--|--|
|       | Republican<br>Betty B. Vilandre | Democratic<br>Carol A. Berner |       |  |  |  |
| Union | 257                             | 158                           |       |  |  |  |
|       | <u>257</u>                      | <u>158</u>                    |       |  |  |  |

|        | Registrar of Voters              |                                   | Vernon |  |  |  |
|--------|----------------------------------|-----------------------------------|--------|--|--|--|
|        | Republican<br>Patricia A. Noblet | Democratic<br>Judith A. Beaudreau |        |  |  |  |
| Vernon | 4,943                            | 6,446                             |        |  |  |  |
|        | <u>4,943</u>                     | <u>6,446</u>                      |        |  |  |  |

|           | Registrar of Voters      |                                 | Voluntown |  |  |  |
|-----------|--------------------------|---------------------------------|-----------|--|--|--|
|           | Republican<br>Flo Harman | Democratic<br>Diana M. Ingraham |           |  |  |  |
| Voluntown | 536                      | 522                             |           |  |  |  |
|           | <u>536</u>               | <u>522</u>                      |           |  |  |  |

|             | Registrar of Voters             |                               | Wallingford |  |  |  |
|-------------|---------------------------------|-------------------------------|-------------|--|--|--|
|             | Republican<br>Chester R. Miller | Democratic<br>Diana Hotchkiss |             |  |  |  |
| Wallingford | 7,283                           | 10,170                        |             |  |  |  |
|             | <u>7,283</u>                    | <u>10,170</u>                 |             |  |  |  |

|        | Registrar of Voters             |                            | Warren |  |  |  |
|--------|---------------------------------|----------------------------|--------|--|--|--|
|        | Republican<br>Kathleen Angevine | Democratic<br>Ruth Schnell |        |  |  |  |
| Warren | 453                             | 264                        |        |  |  |  |
|        | <u>453</u>                      | <u>264</u>                 |        |  |  |  |

**Registrar of Voters****Washington**

|                               |                                   |
|-------------------------------|-----------------------------------|
| Republican<br>Lillian R. Lyon | Democratic<br>Constance P. Kaylor |
|-------------------------------|-----------------------------------|

|            |            |              |       |       |       |       |
|------------|------------|--------------|-------|-------|-------|-------|
| Washington | 893        | 1,018        | _____ | _____ | _____ | _____ |
|            | <u>893</u> | <u>1,018</u> |       |       |       |       |

**Registrar of Voters****Waterbury**

|                                  |                                   |                                   |
|----------------------------------|-----------------------------------|-----------------------------------|
| Republican<br>Nancy A. Vitarelli | Democratic<br>Patricia M. Mulhall | Independent<br>Michael J. Telesca |
|----------------------------------|-----------------------------------|-----------------------------------|

|           |               |               |              |       |       |       |
|-----------|---------------|---------------|--------------|-------|-------|-------|
| Waterbury | 10,322        | 14,491        | 1,936        | _____ | _____ | _____ |
|           | <u>10,322</u> | <u>14,491</u> | <u>1,936</u> |       |       |       |

**Registrar of Voters****Waterford**

|                               |                          |
|-------------------------------|--------------------------|
| Republican<br>Jane B. Coville | Democratic<br>Wendy Pias |
|-------------------------------|--------------------------|

|           |              |              |       |       |       |       |
|-----------|--------------|--------------|-------|-------|-------|-------|
| Waterford | 3,883        | 5,073        | _____ | _____ | _____ | _____ |
|           | <u>3,883</u> | <u>5,073</u> |       |       |       |       |

**Registrar of Voters****Watertown**

|                               |                                |
|-------------------------------|--------------------------------|
| Republican<br>David C. Dalton | Democratic<br>Elaine D. Ayotte |
|-------------------------------|--------------------------------|

|           |              |              |       |       |       |       |
|-----------|--------------|--------------|-------|-------|-------|-------|
| Watertown | 5,472        | 3,583        | _____ | _____ | _____ | _____ |
|           | <u>5,472</u> | <u>3,583</u> |       |       |       |       |

**Registrar of Voters****West Hartford**

|                                  |                                 |
|----------------------------------|---------------------------------|
| Republican<br>Eleanor M. Brazell | Democratic<br>Marcia L. Woolsey |
|----------------------------------|---------------------------------|

|               |               |               |       |       |       |       |
|---------------|---------------|---------------|-------|-------|-------|-------|
| West Hartford | 10,433        | 18,627        | _____ | _____ | _____ | _____ |
|               | <u>10,433</u> | <u>18,627</u> |       |       |       |       |



|            |  | Registrar of Voters |                   | West Haven |  |  |  |
|------------|--|---------------------|-------------------|------------|--|--|--|
|            |  | Republican          | Democratic        |            |  |  |  |
|            |  | Joann Callegari     | Charles A. Marino |            |  |  |  |
| West Haven |  | 5,703               | 11,631            |            |  |  |  |
|            |  | <u>5,703</u>        | <u>11,631</u>     |            |  |  |  |

|           |  | Registrar of Voters |                   | Westbrook |  |  |  |
|-----------|--|---------------------|-------------------|-----------|--|--|--|
|           |  | Republican          | Democratic        |           |  |  |  |
|           |  | Lorri Cenkus        | Patricia L. Moran |           |  |  |  |
| Westbrook |  | 828                 | 1,891             |           |  |  |  |
|           |  | <u>828</u>          | <u>1,891</u>      |           |  |  |  |

|        |  | Registrar of Voters |            | Weston |  |  |  |
|--------|--|---------------------|------------|--------|--|--|--|
|        |  | Republican          | Democratic |        |  |  |  |
| Weston |  |                     |            |        |  |  |  |
|        |  |                     |            |        |  |  |  |

6 Votes for Registered Write-in Candidate Diane M. Lofthus

|              |  | Registrar of Voters   |                  | Wethersfield |  |  |  |
|--------------|--|-----------------------|------------------|--------------|--|--|--|
|              |  | Republican            | Democratic       |              |  |  |  |
|              |  | Mary-Ann E. McFarland | Pamela M. Rapacz |              |  |  |  |
| Wethersfield |  | 5,158                 | 6,737            |              |  |  |  |
|              |  | <u>5,158</u>          | <u>6,737</u>     |              |  |  |  |

|            |  | Registrar of Voters |                | Willington |  |  |  |
|------------|--|---------------------|----------------|------------|--|--|--|
|            |  | Republican          | Democratic     |            |  |  |  |
|            |  | Judith R. Andersen  | Nancy L. Vogel |            |  |  |  |
| Willington |  | 1,043               | 1,559          |            |  |  |  |
|            |  | <u>1,043</u>        | <u>1,559</u>   |            |  |  |  |

**Registrar of Voters**

**Wilton**

|        | Republican<br>Tina Gardner | Democratic<br>Margaret "Peggy"<br>Reeves |  |  |  |  |
|--------|----------------------------|--|--|--|--|--|
| Wilton | 4,991                      | 4,290                                    |  |  |  |  |
|        | <u>4,991</u>               | <u>4,290</u>                             |  |  |  |  |

**Registrar of Voters**

**Winchester**

|            | Republican<br>Walter J. St. Onge | Democratic<br>Caroline S. O'Brien | Winsted Independent<br>Richard W. Pozzo |  |  |  |
|------------|----------------------------------|-----------------------------------|---|--|--|--|
| Winchester | 1,830                            | 2,032                             | 413                                     |  |  |  |
|            | <u>1,830</u>                     | <u>2,032</u>                      | <u>413</u>                              |  |  |  |

**Registrar of Voters**

**Windham**

|         | Republican<br>Lynne P. Weeks | Democratic<br>Paulann Lescoe |  |  |  |  |
|---------|------------------------------|------------------------------|--|--|--|--|
| Windham | 2,122                        | 4,155                        |  |  |  |  |
|         | <u>2,122</u>                 | <u>4,155</u>                 |  |  |  |  |

**Registrar of Voters**

**Windsor**

|         | Republican<br>Karen A. Andrews | Democratic<br>Anita M. Mips |  |  |  |  |
|---------|--------------------------------|-----------------------------|--|--|--|--|
| Windsor | 4,080                          | 8,401                       |  |  |  |  |
|         | <u>4,080</u>                   | <u>8,401</u>                |  |  |  |  |

**Registrar of Voters**

**Woodbridge**

|            | Republican<br>L. Christine Laydon | Democratic<br>Beth Heller |  |  |  |  |
|------------|-----------------------------------|---------------------------|--|--|--|--|
| Woodbridge | 1,894                             | 2,659                     |  |  |  |  |
|            | <u>1,894</u>                      | <u>2,659</u>              |  |  |  |  |

**Registrar of Voters**

**Woodbury**

|          | Republican       | Democratic                |  |  |  |  |
|----------|------------------|---------------------------|--|--|--|--|
|          | Ethel E. Follett | Abby Richmond<br>Grondona |  |  |  |  |
| Woodbury | 2,209            | 2,126                     |  |  |  |  |
|          | <u>2,209</u>     | <u>2,126</u>              |  |  |  |  |

---

**Registrar of Voters**

**Woodstock**

|           | Republican          | Democratic           |  |  |  |  |
|-----------|---------------------|----------------------|--|--|--|--|
|           | Elizabeth L. Brooks | Constance T. Maynard |  |  |  |  |
| Woodstock | 2,025               | 1,731                |  |  |  |  |
|           | <u>2,025</u>        | <u>1,731</u>         |  |  |  |  |

---

### Election Day Registration, Turnout and Absentee Ballot Statistics

| Congressional District | *Names on Official Check List (Active) | *Number Checked as Having Voted | Percentage Checked as Having Voted | Number of *Absentee Ballots Received from Town Clerk | Number of *Absentee Ballots Rejected | Number of *Absentee Ballots Voted |
|------------------------|--|---------------------------------|------------------------------------|--|--------------------------------------|-----------------------------------|
| CD 1                   | 412,813                                | 321,868                         | 77.97%                             | 27,976   | 525                                  | 27,351                            |
| CD 2                   | 426,109                                | 337,888                         | 79.30%                             | 29,042   | 495                                  | 28,549                            |
| CD 3                   | 415,596                                | 322,080                         | 77.50%                             | 27,307   | 598                                  | 26,706                            |
| CD 4                   | 388,752                                | 312,654                         | 80.43%                             | 31,761   | 575                                  | 31,190                            |
| CD 5                   | 400,911                                | 313,318                         | 78.15%                             | 28,496   | 594                                  | 27,902                            |
|                        | 2,044,181                              | 1,607,808                       | 78.65%                             | 144,582  | 2,787                                | 141,698                           |

\* Includes Presidential Ballot and Overseas Ballot voters

## Election Day Registration, Turnout and Absentee Ballot Statistics

| County     | *Names on Official Check List (Active) | *Number Checked as Having Voted | Percentage Checked as Having Voted | Number of *Absentee Ballots Received from Town Clerk | Number of *Absentee Ballots Rejected | Number of *Absentee Ballots Voted |
|------------|--|---------------------------------|------------------------------------|--|--------------------------------------|-----------------------------------|
| Fairfield  | 502,852                                | 404,268                         | 80.40%                             | 40,061   | 771                                  | 39,294                            |
| Hartford   | 513,907                                | 400,830                         | 78.00%                             | 35,057   | 711                                  | 34,346                            |
| Litchfield | 120,455                                | 97,191                          | 80.69%                             | 8,979  | 172                                  | 8,707                             |
| Middlesex  | 108,267                                | 88,200                          | 81.47%                             | 7,817  | 114                                  | 7,705                             |
| New Haven  | 493,221                                | 376,960                         | 76.43%                             | 32,096   | 668                                  | 31,425                            |
| New London | 152,327                                | 118,867                         | 78.03%                             | 11,052   | 173                                  | 10,879                            |
| Tolland    | 85,922                                 | 72,020                          | 83.82%                             | 5,646  | 87                                   | 5,559                             |
| Windham    | 67,230                                 | 49,472                          | 73.59%                             | 3,874  | 91                                   | 3,783                             |
|            | 2,044,181                              | 1,607,808                       | 78.65%                             | 144,582  | 2,787                                | 141,698                           |

\* Includes Presidential Ballot and Overseas Ballot voters

## Election Day Registration, Turnout and Absentee Ballot Statistics

|                         | *Names on<br>Official<br>Check List<br>(Active) | *Number<br>Checked as<br>Having Voted | Percentage<br>Checked as<br>Having Voted | Number of<br>*Absentee Ballots<br>Received from<br>Town Clerk | Number of<br>*Absentee<br>Ballots<br>Rejected | Number of<br>*Absentee<br>Ballots<br>Voted |
|-------------------------|---|---------------------------------------|--|---|---|--|
| <b>Statewide TOTALS</b> | 2,044,181                                       | 1,607,808                             | 78.65%                                   | 144,582   | 2,787   | 141,698                                    |
| Andover                 | 2,146   | 1,801                                 | 83.92%                                   | 105   | 1   | 104  |
| Ansonia                 | 19,358  | 15,286                                | 78.96%                                   | 1,330   | 16  | 1,314                                      |
| Ashford                 | 2,789   | 2,309                                 | 82.79%                                   | 156   | 11  | 145  |
| Avon                    | 11,683  | 10,262                                | 87.84%                                   | 1,172   | 23  | 1,149                                      |
| Barkhamsted             | 2,575   | 2,177                                 | 84.54%                                   | 133   | 1   | 132  |
| Beacon Falls            | 3,517   | 2,941                                 | 83.62%                                   | 190   | 3   | 187  |
| Berlin                  | 12,805  | 10,754                                | 83.98%                                   | 784   | 4   | 780  |
| Bethany                 | 3,771   | 3,323                                 | 88.12%                                   | 280   | 6   | 274  |
| Bethel                  | 11,278  | 9,622                                 | 85.32%                                   | 883   | 18  | 865  |
| Bethlehem               | 2,806   | 2,311                                 | 82.36%                                   | 185   | 5   | 180  |
| Bloomfield              | 13,991  | 10,758                                | 76.89%                                   | 1,373   | 41  | 1,332                                      |
| Bolton                  | 3,515   | 3,078                                 | 87.57%                                   | 220   | 5   | 215  |
| Bozrah                  | 1,693   | 1,421                                 | 83.93%                                   | 115   | 5   | 110  |
| Branford                | 19,167  | 14,950                                | 78.00%                                   | 1,396   | 28  | 1,368                                      |
| Bridgeport              | 59,102  | 37,717                                | 63.82%                                   | 1,905   | 46  | 1,859                                      |
| Bridgewater             | 1,439   | 1,185                                 | 82.35%                                   | 121   | 2   | 119  |
| Bristol                 | 32,880  | 25,349                                | 77.10%                                   | 2,004   | 41  | 1,963                                      |
| Brookfield              | 10,592  | 8,892                                 | 83.95%                                   | 832   | 10  | 822  |
| Brooklyn                | 4,593   | 3,407                                 | 74.18%                                   | 239   | 11  | 228  |
| Burlington              | 6,098   | 5,146                                 | 84.39%                                   | 364   | 3   | 361  |
| Canaan                  | 768   | 623                                   | 81.12%                                   | 106   | 3   | 103  |
| Canterbury              | 3,330   | 2,651                                 | 79.61%                                   | 195   | 3   | 192  |
| Canton                  | 6,488   | 5,643                                 | 86.98%                                   | 520   | 12  | 508  |
| Chaplin                 | 1,413   | 1,103                                 | 78.06%                                   | 82  | 3   | 79   |
| Cheshire                | 17,825  | 15,064                                | 84.51%                                   | 1,484   | 33  | 1,451                                      |
| Chester                 | 2,603   | 2,227                                 | 85.56%                                   | 209   | 5   | 204  |
| Clinton                 | 8,891   | 6,928                                 | 77.92%                                   | 545   | 4   | 541  |
| Colchester              | 9,296   | 7,821                                 | 84.13%                                   | 552   | 15  | 537  |
| Colebrook               | 1,136   | 929                                   | 81.78%                                   | 86  | 1   | 85   |
| Columbia                | 3,584   | 3,142                                 | 87.67%                                   | 221   | 3   | 218  |
| Cornwall                | 1,062   | 952                                   | 89.64%                                   | 154   | 1   | 153  |
| Coventry                | 7,772   | 6,407                                 | 82.44%                                   | 416   | 2   | 414  |
| Cromwell                | 9,025   | 7,510                                 | 83.21%                                   | 723   | 8   | 715  |
| Danbury                 | 32,697  | 26,248                                | 80.28%                                   | 2,360   | 85  | 2,275                                      |
| Darien                  | 12,307  | 11,134                                | 90.47%                                   | 1,466   | 17  | 1,449                                      |

## Election Day Registration, Turnout and Absentee Ballot Statistics

|               | *Names on<br>Official<br>Check List<br>(Active) | *Number<br>Checked as<br>Having Voted | Percentage<br>Checked as<br>Having Voted | Number of<br>*Absentee Ballots<br>Received from<br>Town Clerk | Number of<br>*Absentee<br>Ballots<br>Rejected | Number of<br>*Absentee<br>Ballots<br>Voted |
|---------------|---|---------------------------------------|--|---|---|--|
| Deep River    | 3,209   | 2,619                                 | 81.61%                                   | 220   | 3   | 217  |
| Derby         | 6,773   | 5,329                                 | 78.68%                                   | 369   | 5   | 364  |
| Durham        | 9,688   | 7,752                                 | 80.02%                                   | 556   | 2   | 554  |
| East Granby   | 3,333   | 2,794                                 | 83.83%                                   | 238   | 12  | 226  |
| East Haddam   | 5,834   | 4,730                                 | 81.08%                                   | 356   | 14  | 342  |
| East Hampton  | 8,240   | 6,619                                 | 80.33%                                   | 491   | 4   | 487  |
| East Hartford | 26,499  | 18,820                                | 71.02%                                   | 1,430   | 33  | 1,397                                      |
| East Haven    | 16,052  | 12,066                                | 75.17%                                   | 877   | 21  | 856  |
| East Lyme     | 11,534  | 9,525                                 | 82.58%                                   | 1,043   | 18  | 1,025                                      |
| East Windsor  | 6,504   | 4,754                                 | 73.09%                                   | 408   | 15  | 393  |
| Eastford      | 1,114   | 949                                   | 85.19%                                   | 76  | 1   | 75   |
| Easton        | 5,265   | 4,536                                 | 86.15%                                   | 425   | 2   | 427  |
| Ellington     | 8,805   | 7,452                                 | 84.63%                                   | 505   | 1   | 504  |
| Enfield       | 27,108  | 19,994                                | 73.76%                                   | 1,405   | 33  | 1,372                                      |
| Essex         | 4,697   | 4,139                                 | 88.12%                                   | 456   | 2   | 458  |
| Fairfield     | 35,617  | 30,808                                | 86.50%                                   | 3,469   | 0   | 3,469                                      |
| Farmington    | 16,138  | 13,773                                | 85.35%                                   | 1,467   | 22  | 1,445                                      |
| Franklin      | 1,272   | 1,072                                 | 84.28%                                   | 62  | 0   | 62   |
| Glastonbury   | 22,135  | 19,211                                | 86.79%                                   | 1,813   | 31  | 1,782                                      |
| Goshen        | 2,008   | 1,705                                 | 84.91%                                   | 193   | 3   | 190  |
| Granby        | 7,364   | 6,281                                 | 85.29%                                   | 493   | 12  | 481  |
| Greenwich     | 34,933  | 30,888                                | 88.42%                                   | 3,805   | 62  | 3,743                                      |
| Griswold      | 6,395   | 4,581                                 | 71.63%                                   | 306   | 2   | 304  |
| Groton        | 19,684  | 14,856                                | 75.47%                                   | 1,711   | 45  | 1,666                                      |
| Guilford      | 15,717  | 12,990                                | 82.65%                                   | 1,353   | 90  | 1,263                                      |
| Haddam        | 5,524   | 4,532                                 | 82.04%                                   | 344   | 9   | 335  |
| Hamden        | 34,315  | 28,361                                | 82.65%                                   | 2,603   | 48  | 2,555                                      |
| Hampton       | 1,222   | 1,085                                 | 88.79%                                   | 77  | 0   | 77   |
| Hartford      | 49,803  | 28,987                                | 58.20%                                   | 2,260   | 73  | 2,187                                      |
| Hartland      | 1,485   | 1,179                                 | 79.39%                                   | 90  | 4   | 86   |
| Harwinton     | 3,791   | 3,173                                 | 83.70%                                   | 231   | 2   | 229  |
| Hebron        | 6,086   | 5,152                                 | 84.65%                                   | 373   | 6   | 367  |
| Kent          | 2,091   | 1,794                                 | 85.80%                                   | 272   | 8   | 264  |
| Killingly     | 8,976   | 6,534                                 | 72.79%                                   | 568   | 12  | 556  |
| Killingworth  | 4,596   | 3,845                                 | 83.66%                                   | 318   | 11  | 307  |
| Lebanon       | 4,683   | 3,858                                 | 82.38%                                   | 287   | 1   | 286  |

## Election Day Registration, Turnout and Absentee Ballot Statistics

|                  | *Names on<br>Official<br>Check List<br>(Active) | *Number<br>Checked as<br>Having Voted | Percentage<br>Checked as<br>Having Voted | Number of<br>*Absentee Ballots<br>Received from<br>Town Clerk | Number of<br>*Absentee<br>Ballots<br>Rejected | Number of<br>*Absentee<br>Ballots<br>Voted |
|------------------|---|---------------------------------------|--|---|---|--|
| Ledyard          | 8,816   | 7,217                                 | 81.86%                                   | 665   | 13  | 652  |
| Lisbon           | 2,529   | 2,054                                 | 81.22%                                   | 147   | 2   | 145  |
| Litchfield       | 6,216   | 4,345                                 | 69.90%                                   | 345   | 13  | 332  |
| Lyme             | 1,773   | 1,503                                 | 84.77%                                   | 176   | 4   | 172  |
| Madison          | 13,266  | 10,948                                | 82.53%                                   | 1,217   | 11  | 1,206                                      |
| Manchester       | 32,142  | 23,643                                | 73.56%                                   | 2,180   | 39  | 2,141                                      |
| Mansfield        | 10,359  | 8,627                                 | 83.28%                                   | 750   | 12  | 738  |
| Marlborough      | 4,174   | 3,658                                 | 87.64%                                   | 301   | 8   | 293  |
| Meriden          | 31,278  | 22,893                                | 73.19%                                   | 2,027   | 40  | 1,987                                      |
| Middlebury       | 4,694   | 4,112                                 | 87.60%                                   | 389   | 6   | 383  |
| Middlefield      | 3,119   | 2,649                                 | 84.93%                                   | 214   | 7   | 207  |
| Middletown       | 24,867  | 19,634                                | 78.96%                                   | 1,830   | 23  | 1,807                                      |
| Milford          | 32,377  | 27,111                                | 83.74%                                   | 2,047   | 9   | 2,038                                      |
| Monroe           | 12,766  | 10,715                                | 83.93%                                   | 940   | 11  | 929  |
| Montville        | 9,571   | 7,987                                 | 83.45%                                   | 689   | 2   | 687  |
| Morris           | 1,664   | 1,403                                 | 84.31%                                   | 172   | 4   | 168  |
| Naugatuck        | 17,468  | 12,957                                | 74.18%                                   | 1,024   | 32  | 992  |
| New Britain      | 30,925  | 21,384                                | 69.15%                                   | 1,744   | 43  | 1,701                                      |
| New Canaan       | 12,759  | 11,085                                | 86.88%                                   | 1,608   | 25  | 1,583                                      |
| New Fairfield    | 9,178   | 7,497                                 | 81.68%                                   | 707   | 3   | 704  |
| New Hartford     | 4,585   | 3,919                                 | 85.47%                                   | 330   | 6   | 224  |
| New Haven        | 58,094  | 39,458                                | 67.92%                                   | 3,306   | 44  | 3,259                                      |
| New London       | 11,124  | 7,573                                 | 68.08%                                   | 644   | 8   | 636  |
| New Milford      | 17,505  | 13,314                                | 76.06%                                   | 1,224   | 30  | 1,194                                      |
| Newington        | 19,279  | 16,261                                | 84.35%                                   | 1,586   | 18  | 1,568                                      |
| Newtown          | 16,598  | 14,534                                | 87.56%                                   | 1,257   | 7   | 1,250                                      |
| Norfolk          | 1,116   | 985                                   | 88.26%                                   | 116   | 7   | 109  |
| North Branford   | 8,743   | 7,377                                 | 84.38%                                   | 724   | 7   | 717  |
| North Canaan     | 1,971   | 1,543                                 | 78.29%                                   | 186   | 2   | 184  |
| North Haven      | 16,095  | 13,174                                | 81.85%                                   | 1,092   | 16  | 1,076                                      |
| North Stonington | 3,512   | 2,826                                 | 80.47%                                   | 259   | 3   | 256  |
| Norwalk          | 47,651  | 35,801                                | 75.13%                                   | 3,044   | 116   | 2,928                                      |
| Norwich          | 19,880  | 14,036                                | 70.60%                                   | 1,159   | 1   | 1,158                                      |
| Old Lyme         | 5,984   | 4,809                                 | 80.36%                                   | 548   | 0   | 548  |
| Old Saybrook     | 7,395   | 6,082                                 | 82.24%                                   | 742   | 14  | 728  |
| Orange           | 9,737   | 8,298                                 | 85.22%                                   | 813   | 5   | 808  |



## Election Day Registration, Turnout and Absentee Ballot Statistics

|               | *Names on<br>Official<br>Check List<br>(Active) | *Number<br>Checked as<br>Having Voted | Percentage<br>Checked as<br>Having Voted | Number of<br>*Absentee Ballots<br>Received from<br>Town Clerk | Number of<br>*Absentee<br>Ballots<br>Rejected | Number of<br>*Absentee<br>Ballots<br>Voted |
|---------------|---|---------------------------------------|--|---|---|--|
| Oxford        | 7,341   | 6,046                                 | 82.36%                                   | 405   | 2   | 403  |
| Plainfield    | 8,858   | 6,117                                 | 69.06%                                   | 443   | 3   | 440  |
| Plainville    | 10,557  | 8,201                                 | 77.68%                                   | 563   | 10  | 553  |
| Plymouth      | 7,563   | 5,666                                 | 74.92%                                   | 346   | 4   | 342  |
| Pomfret       | 2,779   | 2,242                                 | 80.68%                                   | 228   | 8   | 220  |
| Portland      | 6,357   | 5,152                                 | 81.04%                                   | 462   | 4   | 458  |
| Preston       | 3,355   | 2,554                                 | 76.13%                                   | 198   | 0   | 198  |
| Prospect      | 5,803   | 5,079                                 | 87.52%                                   | 105   | 1   | 104  |
| Putnam        | 5,010   | 4,001                                 | 79.86%                                   | 322   | 6   | 316  |
| Redding       | 6,318   | 5,495                                 | 86.97%                                   | 647   | 15  | 632  |
| Ridgefield    | 16,909  | 14,186                                | 83.90%                                   | 1,805   | 32  | 1,773                                      |
| Rocky Hill    | 11,615  | 9,852                                 | 84.82%                                   | 954   | 22  | 932  |
| Roxbury       | 1,870   | 1,654                                 | 88.45%                                   | 193   | 1   | 192  |
| Salem         | 2,630   | 2,181                                 | 82.93%                                   | 180   | 9   | 171  |
| Salisbury     | 2,815   | 2,392                                 | 84.97%                                   | 379   | 13  | 366  |
| Scotland      | 1,064   | 881                                   | 82.80%                                   | 64  | 0   | 64   |
| Seymour       | 9,123   | 7,434                                 | 81.49%                                   | 560   | 11  | 549  |
| Sharon        | 1,974   | 1,623                                 | 82.22%                                   | 226   | 3   | 223  |
| Shelton       | 24,294  | 19,831                                | 81.63%                                   | 1,556   | 41  | 1,515                                      |
| Sherman       | 2,577   | 2,125                                 | 82.46%                                   | 263   | 7   | 256  |
| Simsbury      | 17,073  | 14,074                                | 82.43%                                   | 1,556   | 57  | 1,499                                      |
| Somers        | 5,958   | 4,557                                 | 76.49%                                   | 395   | 8   | 387  |
| South Windsor | 16,177  | 14,123                                | 87.30%                                   | 1,197   | 20  | 1,177                                      |
| Southbury     | 13,992  | 11,575                                | 82.73%                                   | 1,240   | 14  | 1,226                                      |
| Southington   | 27,134  | 21,681                                | 79.90%                                   | 1,635   | 38  | 1,597                                      |
| Sprague       | 1,657   | 1,375                                 | 82.98%                                   | 134   | 4   | 130  |
| Stafford      | 7,464   | 6,214                                 | 83.25%                                   | 563   | 14  | 549  |
| Stamford      | 59,357  | 47,496                                | 80.02%                                   | 4,726   | 113   | 4,613                                      |
| Sterling      | 1,870   | 1,379                                 | 73.74%                                   | 102   | 4   | 98   |
| Stonington    | 12,449  | 9,926                                 | 79.73%                                   | 1,078   | 18  | 1,060                                      |
| Stratford     | 32,691  | 24,187                                | 73.99%                                   | 1,977   | 57  | 1,920                                      |
| Suffield      | 8,558   | 7,013                                 | 81.95%                                   | 649   | 11  | 638  |
| Thomaston     | 4,942   | 3,956                                 | 80.05%                                   | 312   | 5   | 307  |
| Thompson      | 5,233   | 4,323                                 | 82.61%                                   | 296   | 11  | 285  |
| Tolland       | 9,430   | 8,166                                 | 86.60%                                   | 611   | 2   | 609  |
| Torrington    | 19,446  | 15,973                                | 82.14%                                   | 1,607   | 33  | 1,574                                      |

## Election Day Registration, Turnout and Absentee Ballot Statistics

|               | *Names on<br>Official<br>Check List<br>(Active) | *Number<br>Checked as<br>Having Voted | Percentage<br>Checked as<br>Having Voted | Number of<br>*Absentee Ballots<br>Received from<br>Town Clerk | Number of<br>*Absentee<br>Ballots<br>Rejected | Number of<br>*Absentee<br>Ballots<br>Voted |
|---------------|---|---------------------------------------|--|---|---|--|
| Trumbull      | 24,267  | 19,913                                | 82.06%                                   | 1,818   | 34  | 1,784                                      |
| Union         | 548   | 485                                   | 88.50%                                   | 46  | 0   | 46   |
| Vernon        | 16,625  | 13,879                                | 83.48%                                   | 1,213   | 28  | 1,185                                      |
| Voluntown     | 1,565   | 1,238                                 | 79.11%                                   | 89  | 3   | 86   |
| Wallingford   | 27,265  | 22,140                                | 81.20%                                   | 1,924   | 60  | 1,864                                      |
| Warren        | 909   | 792                                   | 87.13%                                   | 78  | 0   | 78   |
| Washington    | 2,400   | 2,234                                 | 93.08%                                   | 298   | 4   | 294  |
| Waterbury     | 55,004  | 32,732                                | 59.51%                                   | 2,225   | 65  | 2,160                                      |
| Waterford     | 12,925  | 10,454                                | 80.88%                                   | 1,010   | 20  | 990  |
| Watertown     | 14,078  | 11,389                                | 80.90%                                   | 720   | 6   | 714  |
| West Hartford | 40,270  | 33,755                                | 83.82%                                   | 3,524   | 51  | 3,473                                      |
| West Haven    | 30,050  | 21,368                                | 71.11%                                   | 1,787   | 48  | 1,739                                      |
| Westbrook     | 4,222   | 3,782                                 | 89.58%                                   | 351   | 4   | 345  |
| Weston        | 6,278   | 5,667                                 | 90.27%                                   | 840   | 9   | 831  |
| Westport      | 17,652  | 15,444                                | 87.49%                                   | 2,258   | 40  | 2,218                                      |
| Wethersfield  | 18,135  | 16,472                                | 90.83%                                   | 1,124   | 10  | 1,114                                      |
| Willington    | 3,630   | 3,060                                 | 84.30%                                   | 228   | 5   | 223  |
| Wilton        | 11,766  | 10,447                                | 88.79%                                   | 1,470   | 21  | 1,449                                      |
| Winchester    | 7,090   | 5,273                                 | 74.37%                                   | 433   | 6   | 427  |
| Windham       | 14,035  | 8,187                                 | 58.33%                                   | 632   | 15  | 617  |
| Windsor       | 18,568  | 14,932                                | 80.42%                                   | 1,339   | 17  | 1,322                                      |
| Windsor Locks | 14,986  | 12,076                                | 80.58%                                   | 884   | 8   | 876  |
| Wolcott       | 10,234  | 8,437                                 | 82.44%                                   | 558   | 8   | 550  |
| Woodbridge    | 6,162   | 5,511                                 | 89.44%                                   | 771   | 39  | 732  |
| Woodbury      | 6,635   | 5,881                                 | 88.64%                                   | 533   | 9   | 524  |
| Woodstock     | 4,944   | 4,304                                 | 87.06%                                   | 394   | 3   | 391  |
|               | <b>2,044,181</b>                                | <b>1,607,808</b>                      | <b>78.65%</b>                            | <b>144,582</b>  | <b>2,787</b>                                  | <b>141,698</b>                             |

\* Includes Presidential Ballot and Overseas Ballot voters

STATE OF CONNECTICUT

OFFICE OF THE SECRETARY OF THE STATE

We, the undersigned, having canvassed the Returns of the Presiding Officers of the Electors' Meetings in the several towns of this State, hereby declare the following named persons to be chosen and appointed  
ELECTORS OF PRESIDENT AND VICE PRESIDENT OF THE UNITED STATES:

Elizabeth O'Neil

Andrea J. Jackson-Brooks

Donna King


Larry Pleasant

David J. Papandrea


Andres Ayala, Jr.

Joshua King


Dated in Hartford, Connecticut  
This twenty-fourth day of November  
Two Thousand Four



Susan Bysiewicz  
Secretary of the State



Howard G. Rifkin  
Deputy Treasurer



Mark E. Ojakian  
Deputy Comptroller

STATE OF CONNECTICUT


OFFICE OF THE SECRETARY OF THE STATE

We, the undersigned, having canvassed the Returns of the Presiding Officers of the Electors' Meetings in the several towns of this State, hereby declare:


Chris Dodd

Elected UNITED STATES SENATOR in the Congress of the United States  
For the term of six years from 12:00 noon on the 3<sup>rd</sup> day of January,  
Two Thousand Five


Dated in Hartford, Connecticut  
This twenty-fourth day of November  
Two Thousand Four



Susan Bysiewicz  
Secretary of the State



Howard G. Rifkin  
Deputy Treasurer



Mark E. Jakian  
Deputy Comptroller


STATE OF CONNECTICUT

OFFICE OF THE SECRETARY OF THE STATE

We, the undersigned, having canvassed the Returns of the Presiding Officers of the Electors' Meetings in the towns comprising the several Congressional Districts of this State, hereby declare the following named persons elected REPRESENTATIVES in the ONE HUNDRED NINTH CONGRESS of the United States for the term of two years from 12:00 noon on the 3rd day of January, Two Thousand Five:


| <u>Congressional District</u> | <u>Name</u>       |
|-------------------------------|-------------------|
| 1                             | John B. Larson    |
| 2                             | Rob Simmons       |
| 3                             | Rosa L. DeLauro   |
| 4                             | Christopher Shays |
| 5                             | Nancy Johnson     |

Dated in Hartford, Connecticut  
this twenty-fourth day of November  
Two Thousand Four




---

Susan Bysiewicz  
Secretary of the State



---

Howard G. Rifkin  
Deputy Treasurer



---


Mark E. Ojakian  
Deputy Comptroller


STATE OF CONNECTICUT  
OFFICE OF THE SECRETARY OF THE STATE


We, the undersigned, having canvassed the Returns of the Presiding Officers of the Electors' Meetings in the towns comprising the different Senatorial Districts of this State, hereby declare the following named persons elected STATE SENATORS for the term of two years from the Wednesday following the first Monday of January, Two Thousand Five:

| <u>Senatorial District</u> | <u>NAME</u>           | <u>Senatorial District</u> | <u>NAME</u>          |
|----------------------------|-----------------------|----------------------------|----------------------|
| 1                          | John W. Fonfara       | 19                         | Edith G. Prague      |
| 2                          | Eric D. Coleman       | 20                         | Andrea L. Stillman   |
| 3                          | Gary D. LeBeau        | 21                         | George "Doc" Gunther |
| 4                          | Mary Ann Handley      | 22                         | Bill Finch           |
| 5                          | Jonathan A. Harris    | 23                         | Ernest E. Newton II  |
| 6                          | Donald J. DeFronzo    | 24                         | David J. Cappiello   |
| 7                          | John A. Kissel        | 25                         | Bob Duff             |
| 8                          | Thomas J. Herlihy     | 26                         | Judith G. Freedman   |
| 9                          | Biagio "Billy" Ciotto | 27                         | Andrew J. McDonald   |
| 10                         | Toni N. Harp          | 28                         | John McKinney        |
| 11                         | Martin M. Looney      | 29                         | Donald E. Williams   |
| 12                         | Edward Meyer          | 30                         | Andrew Roraback      |
| 13                         | Thomas P. Gaffey      | 31                         | Tom Colapietro       |
| 14                         | Gayle Slossberg       | 32                         | Louis C. DeLuca      |
| 15                         | Joan V. Hartley       | 33                         | Eileen M. Daily      |
| 16                         | Christopher S. Murphy | 34                         | Leonard A. Fasano    |
| 17                         | Joe Crisco            | 35                         | Tony Guglielmo       |
| 18                         | Cathy Welles Cook     | 36                         | William H. Nickerson |

Dated in Hartford, Connecticut  
the twenty-fourth day of November  
Two Thousand Four

  
Susan Bysiewicz  
Secretary of the State

  
Howard G. Rifkin  
Deputy Treasurer

  
Mark E. Ojakian  
Deputy Comptroller

STATE OF CONNECTICUT  
OFFICE OF THE SECRETARY OF THE STATE

We, the undersigned, having canvassed the Returns of the Presiding Officers of the Electors' Meetings in the towns comprising the different Assembly Districts of this State, hereby declare the following named persons elected STATE REPRESENTATIVES for the term of two years from the Wednesday following the first Monday of January, Two Thousand Five:


| <u>Assembly District</u> | <u>NAME</u>              | <u>Assembly District</u> | <u>NAME</u>             |
|--------------------------|--------------------------|--------------------------|-------------------------|
| 1                        | Kenneth P. Green         | 28                       | Paul R. Doyle           |
| 2                        | Hank Bielawa             | 29                       | Antonio "Tony" Guerrero |
| 3                        | Minnie Gonzalez          | 30                       | Joe Aresimowicz         |
| 4                        | Evelyn C. Mantilla       | 31                       | Sonya Sonny Googins     |
| 5                        | Marie Lopez Kirkley-Bey  | 32                       | Jim O'Rourke            |
| 6                        | Art J. Feltman           | 33                       | Joseph C. Serra         |
| 7                        | Douglas McCrory          | 34                       | Gail K. Hamm            |
| 8                        | Joan A. Lewis            | 35                       | Brian J. O'Connor       |
| 9                        | Christopher R. Stone     | 36                       | James Field Spallone    |
| 10                       | Melody A. Currey         | 37                       | Ed Jutila               |
| 11                       | Michael A. Christ        | 38                       | Elizabeth B. Ritter     |
| 12                       | Ryan P. Barry            | 39                       | Ernest Hewett           |
| 13                       | John W. Thompson         | 40                       | Edward E. Moukawsher    |
| 14                       | Bill Aman                | 41                       | Lenny Winkler           |
| 15                       | Faith McMahan            | 42                       | Tom Reynolds            |
| 16                       | Robert W. Heagney        | 43                       | Diana S. Urban          |
| 17                       | Kevin D. Witkos          | 44                       | Michael A. Caron        |
| 18                       | Andrew M. Fleischmann    | 45                       | Steven T. Mikutel       |
| 19                       | Robert Farr              | 46                       | Melissa Olson           |
| 20                       | David McCluskey          | 47                       | Jack Malone             |
| 21                       | Demetrios Giannaros      | 48                       | Linda A. Orange         |
| 22                       | Elizabeth "Betty" Boukus | 49                       | Walter Pawelkiewicz     |
| 23                       | Marilyn Giuliano         | 50                       | Mike Alberts            |
| 24                       | Tim O'Brien              | 51                       | Shawn T. Johnston       |
| 25                       | John C. Geragosian       | 52                       | Penny Bacchiochi        |
| 26                       | Peter A. Tercyak         | 53                       | Michael J. Cardin       |
| 27                       | Sandy Nafis              | 54                       | Denise Merrill          |

| <u>Assembly<br/>District</u> | <u>NAME</u>            | <u>Assembly<br/>District</u> | <u>NAME</u>            |
|------------------------------|------------------------|------------------------------|------------------------|
| 55                           | Pamela Z. Sawyer       | 89                           | Vickie Orsini Nardello |
| 56                           | Claire L. Janowski     | 90                           | Mary G. Fritz          |
| 57                           | Ted C. Graziani        | 91                           | Peter F. Villano       |
| 58                           | Kathleen M. Tallarita  | 92                           | Patricia A. Dillon     |
| 59                           | Stephen M. Jarmoc      | 93                           | Toni Edmonds-Walker    |
| 60                           | Peggy Sayers           | 94                           | William R. Dyson       |
| 61                           | Ruth C. Fahrback       | 95                           | Juan Candelaria        |
| 62                           | Richard F. Ferrari     | 96                           | Cameron Staples        |
| 63                           | George M. Wilber       | 97                           | Robert Megna           |
| 64                           | Roberta Willis         | 98                           | Patricia Widlitz       |
| 65                           | Anne L. Ruwet          | 99                           | Michael P. Lawlor      |
| 66                           | Craig A. Miner         | 100                          | Raymond Kalinowski     |
| 67                           | Clark J. Chapin        | 101                          | Deborah Heinrich       |
| 68                           | Sean Williams          | 102                          | Peter J. Panaroni, Jr. |
| 69                           | Arthur J. O'Neill      | 103                          | Al Adinolfi            |
| 70                           | Kevin M. DelGobbo      | 104                          | Linda M. Gentile       |
| 71                           | Anthony J. D'Amelio    | 105                          | Len Greene             |
| 72                           | Reginald G. Beamon     | 106                          | Julia B. Wasserman     |
| 73                           | Jeffrey J. Berger      | 107                          | David A. Scribner      |
| 74                           | Selim G. Noujaim       | 108                          | Mary Ann Carson        |
| 75                           | David Aldarondo        | 109                          | Lewis J. Wallace       |
| 76                           | John Piscopo           | 110                          | Robert D. Godfrey      |
| 77                           | Roger B. Michele       | 111                          | John H. Frey           |
| 78                           | William A. Hamzy       | 112                          | DebraLee Hovey         |
| 79                           | Kosta Diamantis        | 113                          | Richard O. Belden      |
| 80                           | John "Corky" Mazurek   | 114                          | Themis Klarides        |
| 81                           | Bruce "Zeke" Zalaski   | 115                          | Stephen D. Dargan      |
| 82                           | Emil "Buddy" Altobello | 116                          | Louis P. Esposito, Jr. |
| 83                           | Jim Abrams             | 117                          | Paul Davis             |
| 84                           | Christopher G. Donovan | 118                          | James A. Amann         |
| 85                           | Mary M. Mushinsky      | 119                          | Richard F. Roy         |
| 86                           | Robert M. Ward         | 120                          | John A. Harkins        |
| 87                           | Steve Fontana          | 121                          | Terry Backer           |
| 88                           | Brendan Sharkey        | 122                          | Lawrence G. Miller     |




| <u>Assembly<br/>District</u> | <u>NAME</u>           | <u>Assembly<br/>District</u> | <u>NAME</u>        |
|------------------------------|-----------------------|------------------------------|--------------------|
| 123                          | T. R. Rowe            | 138                          | Jan R. Giegler     |
| 124                          | Charles "Don" Clemons | 139                          | Kevin Ryan         |
| 125                          | John W. Hetherington  | 140                          | Joseph E. Mann     |
| 126                          | Christopher L. Caruso | 141                          | John J. Ryan       |
| 127                          | John F. Hennessy      | 142                          | Lawrence F. Cafero |
| 128                          | Lydia N. Martinez     | 143                          | Toni Boucher       |
| 129                          | Robert T. Keeley, Jr. | 144                          | Jim Shapiro        |
| 130                          | Felipe Reinoso        | 145                          | Christel Truglia   |
| 131                          | David K. Labriola     | 146                          | Gerald Fox, III    |
| 132                          | Thomas J. Drew        | 147                          | Donald B. Sherer   |
| 133                          | Cathy C. Tymniak      | 148                          | Carlo Leone        |
| 134                          | John "Jack" Stone     | 149                          | Livvy R. Floren    |
| 135                          | John E. Stripp        | 150                          | Lile R. Gibbons    |
| 136                          | Joe Mioli             | 151                          | Claudia M. Powers  |
| 137                          | Chris Perone          |                              |                    |


Dated in Hartford, Connecticut  
 this twenty-fourth day of November  
 Two Thousand Four



Susan Bysiewicz  
 Secretary of the State



Howard G. Rifkin  
 Deputy Treasurer



Mark E. Ojikian  
 Deputy Comptroller

**Back of Pamphlet Intentionally Left Blank**

**End of File**