

STATE OF CONNECTICUT
SECRETARY OF THE STATE

STATEMENT OF VOTE

GENERAL ELECTION

November 2, 2004

TABULATED FROM RETURNS AS
RECORDED BY THE MODERATORS
AND FILED WITH THE OFFICE OF
SECRETARY OF THE STATE

PRINTED IN COMPLIANCE WITH STATUTE

HARTFORD

Registrar of Voters

North Canaan

	Republican Anna-Elysapeth McGuire	Democratic Evelyn E. Hedus				
North Canaan	684	606				
	<u>684</u>	<u>606</u>				

Registrar of Voters

North Haven

	Republican Frank J. Riggs	Democratic Barbara P. Feinberg				
North Haven	5,913	5,177				
	<u>5,913</u>	<u>5,177</u>				

Registrar of Voters

North Stonington

	Republican Gladys I. Chase	Democratic Sylvia C. Murray				
North Stonington	1,180	1,143				
	<u>1,180</u>	<u>1,143</u>				

Registrar of Voters

Norwalk

	Republican Karen Doyle Lyons	Democratic Betty J. Bondi				
Norwalk	12,660	17,457				
	<u>12,660</u>	<u>17,457</u>				

Registrar of Voters

Norwich

	Republican Gerald Kortfelt	Democratic Nancy DePietro				
Norwich	2,873	8,033				
	<u>2,873</u>	<u>8,033</u>				

Registrar of Voters

Old Lyme

Republican
Ruth Sjursen Democratic
Patricia M. McCarthy

Old Lyme	1,691	2,258				
	<u>1,691</u>	<u>2,258</u>				

22 Votes for Registered Write-in Candidate Roderick M. White

Registrar of Voters

Old Saybrook

Republican
Jean B. Winkler Democratic
Elizabeth D. Steffen

Old Saybrook	2,883	2,396				
	<u>2,883</u>	<u>2,396</u>				

Registrar of Voters

Orange

Republican
Mary P. DeVito Democratic
Carmela N. Apuzzo

Orange	4,051	3,341				
	<u>4,051</u>	<u>3,341</u>				

Registrar of Voters

Plainfield

Republican
Sonia S. Chapman Democratic
Irene A. Bessette

Plainfield	2,017	2,825				
	<u>2,017</u>	<u>2,825</u>				

Registrar of Voters

Plainville

Republican
Mildred L. D'Antonio Democratic
Jean D. Lombardo

Plainville	2,678	3,932				
	<u>2,678</u>	<u>3,932</u>				

Registrar of Voters

Plymouth

	Republican Barbara L. Deschaine	Democratic Cheryl J. Gianesini				
Plymouth	2,490	2,191				
	<u>2,490</u>	<u>2,191</u>				

Registrar of Voters

Pomfret

	Republican Elizabeth L. Cartier	Democratic Kathryn O. Casey				
Pomfret	1,061	936				
	<u>1,061</u>	<u>936</u>				

Registrar of Voters

Preston

	Republican Parke C. Spicer	Democratic Barbara B. Ware				
Preston	1,372	919				
	<u>1,372</u>	<u>919</u>				

Registrar of Voters

Prospect

	Republican Kathleen Vander Eyk	Democratic Katherine S. Blinstrubas				
Prospect	2,361	1,840				
	<u>2,361</u>	<u>1,840</u>				

Registrar of Voters

Putnam

	Republican Cheryl A. Bernier	Democratic Robert C. Garceau				
Putnam	1,386	1,654				
	<u>1,386</u>	<u>1,654</u>				

Registrar of Voters

Redding

Republican
Doris B. Nobes

Democratic
Kathleen W. Primus

Redding

2,455

2,244

2,455

2,244

Registrar of Voters

Ridgefield

Republican
Hope S. Wise

Democratic
Cynthia A. Bruno

Ridgefield

6,785

5,735

6,785

5,735

Registrar of Voters

Rocky Hill

Republican
Patricia E. Beyer

Democratic
Janet W. Viggiano

Rocky Hill

3,169

5,007

3,169

5,007

Registrar of Voters

Roxbury

Republican

Democratic

Roxbury

Total votes for cross-endorsed candidate No Nomination

Registrar of Voters

Salem

Republican
Patricia A. Rodriguez

Democratic

Salem

1,056

1,056

Registrar of Voters**Salisbury**

	Republican Elizabeth H. Angus	Democratic Richard O. Walsh				
Salisbury	651	1,417				
	<u>651</u>	<u>1,417</u>				

Registrar of Voters**Scotland**

	Republican Caroline E. Neborsky	Democratic Zayne R. Ring				
Scotland	334	426				
	<u>334</u>	<u>426</u>				

Registrar of Voters**Sharon**

	Republican Susan McKee	Democratic Ducky Goodbody Bancroft				
Sharon	761	601				
	<u>761</u>	<u>601</u>				

Registrar of Voters**Shelton**

	Republican Peter R. Pavone	Democratic John Bashar				
Shelton	9,006	7,160				
	<u>9,006</u>	<u>7,160</u>				

Registrar of Voters**Sherman**

	Republican Melinda A. Albert	Democratic Lisa M. Hallock				
Sherman	1,037	835				
	<u>1,037</u>	<u>835</u>				

Registrar of Voters

Somers

Republican
Marjory R. Madden

Democratic
Janice A. Steinmetz

Somers

2,565

1,685

2,565

1,685

Registrar of Voters

South Windsor

Republican
Janis K. Murtha

Democratic
Frances O. Knipple

South Windsor

5,630

6,207

5,630

6,207

Registrar of Voters

Southbury

Republican
JoAnn H. Bolin

Democratic
Catherine L. Bedard

Southbury

6,092

4,192

6,092

4,192

Registrar of Voters

Southington

Republican
Robert L. Sherman

Democratic
Gerald M. Gingras, Sr.

Southington

7,688

10,515

7,688

10,515

Registrar of Voters

Sprague

Republican
Patricia W. Amon

Democratic
Kathleen Z. Boushee

Sprague

436

759

436

759

	Registrar of Voters		Stafford			
	Republican Ronald M. Sendobry	Democratic Susan Houle				
Stafford	1,633	3,553				
	<u>1,633</u>	<u>3,553</u>				

	Registrar of Voters		Stamford			
	Republican Lucy Corelli	Democratic Alice C. Fortunato				
Stamford	16,155	21,712				
	<u>16,155</u>	<u>21,712</u>				

8 Votes for Registered Write-in Candidate David Bedell

	Registrar of Voters		Sterling			
	Republican Diane I. Etheridge	Democratic Dianna M. Firlak				
Sterling	635	560				
	<u>635</u>	<u>560</u>				

	Registrar of Voters		Stonington			
	Republican Louise Ann Brown	Democratic Teresa S. Grimes				
Stonington	3,422	4,731				
	<u>3,422</u>	<u>4,731</u>				

	Registrar of Voters			Stratford			
	Republican Louis Adam DiCilio	Democratic Richard A. Miron	Petitioning Candidate Richard F. Fredette				
Stratford	8,988	9,394	1,166				
	<u>8,988</u>	<u>9,394</u>	<u>1,166</u>				

1 Votes for Registered Write-in Candidate Thomas M. Carroll Jr.

Registrar of Voters

Thomaston

Republican
Eva Mendola

Democratic
Carol J. Hoebel

Thomaston

1,766

1,494

1,766

1,494

Registrar of Voters

Thompson

Republican
Ada G. Temple

Democratic
James P. Kenney

Thompson

1,600

1,991

1,600

1,991

Registrar of Voters

Tolland

Republican
Kenneth R. Houck

Democratic
R. Michael Wyman

Tolland

2,937

3,847

2,937

3,847

Registrar of Voters

Torrington

Republican
Amelia K. Waldron

Democratic
John C. Ciesco

Torrington

6,929

6,577

6,929

6,577

Registrar of Voters

Trumbull

Republican
William S. Holden

Democratic
Mary J. Aiello

Trumbull

9,596

7,820

9,596

7,820

	Registrar of Voters		Union			
	Republican Betty B. Vilandre	Democratic Carol A. Berner				
Union	257	158				
	<u>257</u>	<u>158</u>				

	Registrar of Voters		Vernon			
	Republican Patricia A. Noblet	Democratic Judith A. Beaudreau				
Vernon	4,943	6,446				
	<u>4,943</u>	<u>6,446</u>				

	Registrar of Voters		Voluntown			
	Republican Flo Harman	Democratic Diana M. Ingraham				
Voluntown	536	522				
	<u>536</u>	<u>522</u>				

	Registrar of Voters		Wallingford			
	Republican Chester R. Miller	Democratic Diana Hotchkiss				
Wallingford	7,283	10,170				
	<u>7,283</u>	<u>10,170</u>				

	Registrar of Voters		Warren			
	Republican Kathleen Angevine	Democratic Ruth Schnell				
Warren	453	264				
	<u>453</u>	<u>264</u>				

Registrar of Voters**Washington**

Republican Lillian R. Lyon	Democratic Constance P. Kaylor
-------------------------------	-----------------------------------

Washington	893	1,018	_____	_____	_____
	<u>893</u>	<u>1,018</u>	_____	_____	_____

Registrar of Voters**Waterbury**

Republican Nancy A. Vitarelli	Democratic Patricia M. Mulhall	Independent Michael J. Telesca
----------------------------------	-----------------------------------	-----------------------------------

Waterbury	10,322	14,491	1,936	_____	_____	_____
	<u>10,322</u>	<u>14,491</u>	<u>1,936</u>	_____	_____	_____

Registrar of Voters**Waterford**

Republican Jane B. Coville	Democratic Wendy Pias
-------------------------------	--------------------------

Waterford	3,883	5,073	_____	_____	_____
	<u>3,883</u>	<u>5,073</u>	_____	_____	_____

Registrar of Voters**Watertown**

Republican David C. Dalton	Democratic Elaine D. Ayotte
-------------------------------	--------------------------------

Watertown	5,472	3,583	_____	_____	_____
	<u>5,472</u>	<u>3,583</u>	_____	_____	_____

Registrar of Voters**West Hartford**

Republican Eleanor M. Brazell	Democratic Marcia L. Woolsey
----------------------------------	---------------------------------

West Hartford	10,433	18,627	_____	_____	_____
	<u>10,433</u>	<u>18,627</u>	_____	_____	_____

		Registrar of Voters		West Haven			
		Republican	Democratic				
		Joann Callegari	Charles A. Marino				
West Haven		5,703	11,631				
		<u>5,703</u>	<u>11,631</u>				

		Registrar of Voters		Westbrook			
		Republican	Democratic				
		Lorri Cenkus	Patricia L. Moran				
Westbrook		828	1,891				
		<u>828</u>	<u>1,891</u>				

		Registrar of Voters		Weston			
		Republican	Democratic				
Weston							

6 Votes for Registered Write-in Candidate Diane M. Lofthus

		Registrar of Voters		Wethersfield			
		Republican	Democratic				
		Mary-Ann E. McFarland	Pamela M. Rapacz				
Wethersfield		5,158	6,737				
		<u>5,158</u>	<u>6,737</u>				

		Registrar of Voters		Willington			
		Republican	Democratic				
		Judith R. Andersen	Nancy L. Vogel				
Willington		1,043	1,559				
		<u>1,043</u>	<u>1,559</u>				

Registrar of Voters

Wilton

	Republican Tina Gardner	Democratic Margaret "Peggy" Reeves				
Wilton	4,991	4,290				
	<u>4,991</u>	<u>4,290</u>				

Registrar of Voters

Winchester

	Republican Walter J. St. Onge	Democratic Caroline S. O'Brien	Winsted Independent Richard W. Pozzo			
Winchester	1,830	2,032	413			
	<u>1,830</u>	<u>2,032</u>	<u>413</u>			

Registrar of Voters

Windham

	Republican Lynne P. Weeks	Democratic Paulann Lescoe				
Windham	2,122	4,155				
	<u>2,122</u>	<u>4,155</u>				

Registrar of Voters

Windsor

	Republican Karen A. Andrews	Democratic Anita M. Mips				
Windsor	4,080	8,401				
	<u>4,080</u>	<u>8,401</u>				

Registrar of Voters

Woodbridge

	Republican L. Christine Laydon	Democratic Beth Heller				
Woodbridge	1,894	2,659				
	<u>1,894</u>	<u>2,659</u>				

Registrar of Voters

Woodbury

	Republican	Democratic				
	Ethel E. Follett	Abby Richmond Grondona				
Woodbury	2,209	2,126				
	<u>2,209</u>	<u>2,126</u>				

Registrar of Voters

Woodstock

	Republican	Democratic				
	Elizabeth L. Brooks	Constance T. Maynard				
Woodstock	2,025	1,731				
	<u>2,025</u>	<u>1,731</u>				

Election Day Registration, Turnout and Absentee Ballot Statistics

Congressional District	*Names on Official Check List (Active)	*Number Checked as Having Voted	Percentage Checked as Having Voted	Number of *Absentee Ballots Received from Town Clerk	Number of *Absentee Ballots Rejected	Number of *Absentee Ballots Voted
CD 1	412,813	321,868	77.97%	27,976	525	27,351
CD 2	426,109	337,888	79.30%	29,042	495	28,549
CD 3	415,596	322,080	77.50%	27,307	598	26,706
CD 4	388,752	312,654	80.43%	31,761	575	31,190
CD 5	400,911	313,318	78.15%	28,496	594	27,902
	2,044,181	1,607,808	78.65%	144,582	2,787	141,698

* Includes Presidential Ballot and Overseas Ballot voters

Election Day Registration, Turnout and Absentee Ballot Statistics

County	*Names on Official Check List (Active)	*Number Checked as Having Voted	Percentage Checked as Having Voted	Number of *Absentee Ballots Received from Town Clerk	Number of *Absentee Ballots Rejected	Number of *Absentee Ballots Voted
Fairfield	502,852	404,268	80.40%	40,061	771	39,294
Hartford	513,907	400,830	78.00%	35,057	711	34,346
Litchfield	120,455	97,191	80.69%	8,979	172	8,707
Middlesex	108,267	88,200	81.47%	7,817	114	7,705
New Haven	493,221	376,960	76.43%	32,096	668	31,425
New London	152,327	118,867	78.03%	11,052	173	10,879
Tolland	85,922	72,020	83.82%	5,646	87	5,559
Windham	67,230	49,472	73.59%	3,874	91	3,783
	2,044,181	1,607,808	78.65%	144,582	2,787	141,698

* Includes Presidential Ballot and Overseas Ballot voters

Election Day Registration, Turnout and Absentee Ballot Statistics

	*Names on Official Check List (Active)	*Number Checked as Having Voted	Percentage Checked as Having Voted	Number of *Absentee Ballots Received from Town Clerk	Number of *Absentee Ballots Rejected	Number of *Absentee Ballots Voted
Statewide TOTALS	2,044,181	1,607,808	78.65%	144,582	2,787	141,698
Andover	2,146	1,801	83.92%	105	1	104
Ansonia	19,358	15,286	78.96%	1,330	16	1,314
Ashford	2,789	2,309	82.79%	156	11	145
Avon	11,683	10,262	87.84%	1,172	23	1,149
Barkhamsted	2,575	2,177	84.54%	133	1	132
Beacon Falls	3,517	2,941	83.62%	190	3	187
Berlin	12,805	10,754	83.98%	784	4	780
Bethany	3,771	3,323	88.12%	280	6	274
Bethel	11,278	9,622	85.32%	883	18	865
Bethlehem	2,806	2,311	82.36%	185	5	180
Bloomfield	13,991	10,758	76.89%	1,373	41	1,332
Bolton	3,515	3,078	87.57%	220	5	215
Bozrah	1,693	1,421	83.93%	115	5	110
Branford	19,167	14,950	78.00%	1,396	28	1,368
Bridgeport	59,102	37,717	63.82%	1,905	46	1,859
Bridgewater	1,439	1,185	82.35%	121	2	119
Bristol	32,880	25,349	77.10%	2,004	41	1,963
Brookfield	10,592	8,892	83.95%	832	10	822
Brooklyn	4,593	3,407	74.18%	239	11	228
Burlington	6,098	5,146	84.39%	364	3	361
Canaan	768	623	81.12%	106	3	103
Canterbury	3,330	2,651	79.61%	195	3	192
Canton	6,488	5,643	86.98%	520	12	508
Chaplin	1,413	1,103	78.06%	82	3	79
Cheshire	17,825	15,064	84.51%	1,484	33	1,451
Chester	2,603	2,227	85.56%	209	5	204
Clinton	8,891	6,928	77.92%	545	4	541
Colchester	9,296	7,821	84.13%	552	15	537
Colebrook	1,136	929	81.78%	86	1	85
Columbia	3,584	3,142	87.67%	221	3	218
Cornwall	1,062	952	89.64%	154	1	153
Coventry	7,772	6,407	82.44%	416	2	414
Cromwell	9,025	7,510	83.21%	723	8	715
Danbury	32,697	26,248	80.28%	2,360	85	2,275
Darien	12,307	11,134	90.47%	1,466	17	1,449

Election Day Registration, Turnout and Absentee Ballot Statistics

	*Names on Official Check List (Active)	*Number Checked as Having Voted	Percentage Checked as Having Voted	Number of *Absentee Ballots Received from Town Clerk	Number of *Absentee Ballots Rejected	Number of *Absentee Ballots Voted
Deep River	3,209	2,619	81.61%	220	3	217
Derby	6,773	5,329	78.68%	369	5	364
Durham	9,688	7,752	80.02%	556	2	554
East Granby	3,333	2,794	83.83%	238	12	226
East Haddam	5,834	4,730	81.08%	356	14	342
East Hampton	8,240	6,619	80.33%	491	4	487
East Hartford	26,499	18,820	71.02%	1,430	33	1,397
East Haven	16,052	12,066	75.17%	877	21	856
East Lyme	11,534	9,525	82.58%	1,043	18	1,025
East Windsor	6,504	4,754	73.09%	408	15	393
Eastford	1,114	949	85.19%	76	1	75
Easton	5,265	4,536	86.15%	425	2	427
Ellington	8,805	7,452	84.63%	505	1	504
Enfield	27,108	19,994	73.76%	1,405	33	1,372
Essex	4,697	4,139	88.12%	456	2	458
Fairfield	35,617	30,808	86.50%	3,469	0	3,469
Farmington	16,138	13,773	85.35%	1,467	22	1,445
Franklin	1,272	1,072	84.28%	62	0	62
Glastonbury	22,135	19,211	86.79%	1,813	31	1,782
Goshen	2,008	1,705	84.91%	193	3	190
Granby	7,364	6,281	85.29%	493	12	481
Greenwich	34,933	30,888	88.42%	3,805	62	3,743
Griswold	6,395	4,581	71.63%	306	2	304
Groton	19,684	14,856	75.47%	1,711	45	1,666
Guilford	15,717	12,990	82.65%	1,353	90	1,263
Haddam	5,524	4,532	82.04%	344	9	335
Hamden	34,315	28,361	82.65%	2,603	48	2,555
Hampton	1,222	1,085	88.79%	77	0	77
Hartford	49,803	28,987	58.20%	2,260	73	2,187
Hartland	1,485	1,179	79.39%	90	4	86
Harwinton	3,791	3,173	83.70%	231	2	229
Hebron	6,086	5,152	84.65%	373	6	367
Kent	2,091	1,794	85.80%	272	8	264
Killingly	8,976	6,534	72.79%	568	12	556
Killingworth	4,596	3,845	83.66%	318	11	307
Lebanon	4,683	3,858	82.38%	287	1	286

Election Day Registration, Turnout and Absentee Ballot Statistics

	*Names on Official Check List (Active)	*Number Checked as Having Voted	Percentage Checked as Having Voted	Number of *Absentee Ballots Received from Town Clerk	Number of *Absentee Ballots Rejected	Number of *Absentee Ballots Voted
Ledyard	8,816	7,217	81.86%	665	13	652
Lisbon	2,529	2,054	81.22%	147	2	145
Litchfield	6,216	4,345	69.90%	345	13	332
Lyme	1,773	1,503	84.77%	176	4	172
Madison	13,266	10,948	82.53%	1,217	11	1,206
Manchester	32,142	23,643	73.56%	2,180	39	2,141
Mansfield	10,359	8,627	83.28%	750	12	738
Marlborough	4,174	3,658	87.64%	301	8	293
Meriden	31,278	22,893	73.19%	2,027	40	1,987
Middlebury	4,694	4,112	87.60%	389	6	383
Middlefield	3,119	2,649	84.93%	214	7	207
Middletown	24,867	19,634	78.96%	1,830	23	1,807
Milford	32,377	27,111	83.74%	2,047	9	2,038
Monroe	12,766	10,715	83.93%	940	11	929
Montville	9,571	7,987	83.45%	689	2	687
Morris	1,664	1,403	84.31%	172	4	168
Naugatuck	17,468	12,957	74.18%	1,024	32	992
New Britain	30,925	21,384	69.15%	1,744	43	1,701
New Canaan	12,759	11,085	86.88%	1,608	25	1,583
New Fairfield	9,178	7,497	81.68%	707	3	704
New Hartford	4,585	3,919	85.47%	330	6	224
New Haven	58,094	39,458	67.92%	3,306	44	3,259
New London	11,124	7,573	68.08%	644	8	636
New Milford	17,505	13,314	76.06%	1,224	30	1,194
Newington	19,279	16,261	84.35%	1,586	18	1,568
Newtown	16,598	14,534	87.56%	1,257	7	1,250
Norfolk	1,116	985	88.26%	116	7	109
North Branford	8,743	7,377	84.38%	724	7	717
North Canaan	1,971	1,543	78.29%	186	2	184
North Haven	16,095	13,174	81.85%	1,092	16	1,076
North Stonington	3,512	2,826	80.47%	259	3	256
Norwalk	47,651	35,801	75.13%	3,044	116	2,928
Norwich	19,880	14,036	70.60%	1,159	1	1,158
Old Lyme	5,984	4,809	80.36%	548	0	548
Old Saybrook	7,395	6,082	82.24%	742	14	728
Orange	9,737	8,298	85.22%	813	5	808

Election Day Registration, Turnout and Absentee Ballot Statistics

	*Names on Official Check List (Active)	*Number Checked as Having Voted	Percentage Checked as Having Voted	Number of *Absentee Ballots Received from Town Clerk	Number of *Absentee Ballots Rejected	Number of *Absentee Ballots Voted
Oxford	7,341	6,046	82.36%	405	2	403
Plainfield	8,858	6,117	69.06%	443	3	440
Plainville	10,557	8,201	77.68%	563	10	553
Plymouth	7,563	5,666	74.92%	346	4	342
Pomfret	2,779	2,242	80.68%	228	8	220
Portland	6,357	5,152	81.04%	462	4	458
Preston	3,355	2,554	76.13%	198	0	198
Prospect	5,803	5,079	87.52%	105	1	104
Putnam	5,010	4,001	79.86%	322	6	316
Redding	6,318	5,495	86.97%	647	15	632
Ridgefield	16,909	14,186	83.90%	1,805	32	1,773
Rocky Hill	11,615	9,852	84.82%	954	22	932
Roxbury	1,870	1,654	88.45%	193	1	192
Salem	2,630	2,181	82.93%	180	9	171
Salisbury	2,815	2,392	84.97%	379	13	366
Scotland	1,064	881	82.80%	64	0	64
Seymour	9,123	7,434	81.49%	560	11	549
Sharon	1,974	1,623	82.22%	226	3	223
Shelton	24,294	19,831	81.63%	1,556	41	1,515
Sherman	2,577	2,125	82.46%	263	7	256
Simsbury	17,073	14,074	82.43%	1,556	57	1,499
Somers	5,958	4,557	76.49%	395	8	387
South Windsor	16,177	14,123	87.30%	1,197	20	1,177
Southbury	13,992	11,575	82.73%	1,240	14	1,226
Southington	27,134	21,681	79.90%	1,635	38	1,597
Sprague	1,657	1,375	82.98%	134	4	130
Stafford	7,464	6,214	83.25%	563	14	549
Stamford	59,357	47,496	80.02%	4,726	113	4,613
Sterling	1,870	1,379	73.74%	102	4	98
Stonington	12,449	9,926	79.73%	1,078	18	1,060
Stratford	32,691	24,187	73.99%	1,977	57	1,920
Suffield	8,558	7,013	81.95%	649	11	638
Thomaston	4,942	3,956	80.05%	312	5	307
Thompson	5,233	4,323	82.61%	296	11	285
Tolland	9,430	8,166	86.60%	611	2	609
Torrington	19,446	15,973	82.14%	1,607	33	1,574

Election Day Registration, Turnout and Absentee Ballot Statistics

	*Names on Official Check List (Active)	*Number Checked as Having Voted	Percentage Checked as Having Voted	Number of *Absentee Ballots Received from Town Clerk	Number of *Absentee Ballots Rejected	Number of *Absentee Ballots Voted
Trumbull	24,267	19,913	82.06%	1,818	34	1,784
Union	548	485	88.50%	46	0	46
Vernon	16,625	13,879	83.48%	1,213	28	1,185
Voluntown	1,565	1,238	79.11%	89	3	86
Wallingford	27,265	22,140	81.20%	1,924	60	1,864
Warren	909	792	87.13%	78	0	78
Washington	2,400	2,234	93.08%	298	4	294
Waterbury	55,004	32,732	59.51%	2,225	65	2,160
Waterford	12,925	10,454	80.88%	1,010	20	990
Watertown	14,078	11,389	80.90%	720	6	714
West Hartford	40,270	33,755	83.82%	3,524	51	3,473
West Haven	30,050	21,368	71.11%	1,787	48	1,739
Westbrook	4,222	3,782	89.58%	351	4	345
Weston	6,278	5,667	90.27%	840	9	831
Westport	17,652	15,444	87.49%	2,258	40	2,218
Wethersfield	18,135	16,472	90.83%	1,124	10	1,114
Willington	3,630	3,060	84.30%	228	5	223
Wilton	11,766	10,447	88.79%	1,470	21	1,449
Winchester	7,090	5,273	74.37%	433	6	427
Windham	14,035	8,187	58.33%	632	15	617
Windsor	18,568	14,932	80.42%	1,339	17	1,322
Windsor Locks	14,986	12,076	80.58%	884	8	876
Wolcott	10,234	8,437	82.44%	558	8	550
Woodbridge	6,162	5,511	89.44%	771	39	732
Woodbury	6,635	5,881	88.64%	533	9	524
Woodstock	4,944	4,304	87.06%	394	3	391
	2,044,181	1,607,808	78.65%	144,582	2,787	141,698

* Includes Presidential Ballot and Overseas Ballot voters

STATE OF CONNECTICUT

OFFICE OF THE SECRETARY OF THE STATE

We, the undersigned, having canvassed the Returns of the Presiding Officers of the Electors' Meetings in the several towns of this State, hereby declare the following named persons to be chosen and appointed
ELECTORS OF PRESIDENT AND VICE PRESIDENT OF THE UNITED STATES:

Elizabeth O'Neil

Andrea J. Jackson-Brooks

Donna King


Larry Pleasant

David J. Papandrea


Andres Ayala, Jr.

Joshua King


Dated in Hartford, Connecticut
This twenty-fourth day of November
Two Thousand Four



Susan Bysiewicz
Secretary of the State



Howard G. Rifkin
Deputy Treasurer



Mark E. Ojakian
Deputy Comptroller

STATE OF CONNECTICUT


OFFICE OF THE SECRETARY OF THE STATE

We, the undersigned, having canvassed the Returns of the Presiding Officers of the Electors' Meetings in the several towns of this State, hereby declare:


Chris Dodd

Elected UNITED STATES SENATOR in the Congress of the United States
For the term of six years from 12:00 noon on the 3rd day of January,
Two Thousand Five


Dated in Hartford, Connecticut
This twenty-fourth day of November
Two Thousand Four



Susan Bysiewicz
Secretary of the State



Howard G. Rifkin
Deputy Treasurer



Mark E. Jakian
Deputy Comptroller


STATE OF CONNECTICUT

OFFICE OF THE SECRETARY OF THE STATE


We, the undersigned, having canvassed the Returns of the Presiding Officers of the Electors' Meetings in the towns comprising the several Congressional Districts of this State, hereby declare the following named persons elected REPRESENTATIVES in the ONE HUNDRED NINTH CONGRESS of the United States for the term of two years from 12:00 noon on the 3rd day of January, Two Thousand Five:

<u>Congressional District</u>	<u>Name</u>
1	John B. Larson
2	Rob Simmons
3	Rosa L. DeLauro
4	Christopher Shays
5	Nancy Johnson

Dated in Hartford, Connecticut
this twenty-fourth day of November
Two Thousand Four



Susan Bysiewicz
Secretary of the State



Howard G. Rifkin
Deputy Treasurer




Mark E. Ojalian
Deputy Comptroller


STATE OF CONNECTICUT
OFFICE OF THE SECRETARY OF THE STATE


We, the undersigned, having canvassed the Returns of the Presiding Officers of the Electors' Meetings in the towns comprising the different Senatorial Districts of this State, hereby declare the following named persons elected STATE SENATORS for the term of two years from the Wednesday following the first Monday of January, Two Thousand Five:

<u>Senatorial District</u>	<u>NAME</u>	<u>Senatorial District</u>	<u>NAME</u>
1	John W. Fonfara	19	Edith G. Prague
2	Eric D. Coleman	20	Andrea L. Stillman
3	Gary D. LeBeau	21	George "Doc" Gunther
4	Mary Ann Handley	22	Bill Finch
5	Jonathan A. Harris	23	Ernest E. Newton II
6	Donald J. DeFronzo	24	David J. Cappiello
7	John A. Kissel	25	Bob Duff
8	Thomas J. Herlihy	26	Judith G. Freedman
9	Biagio "Billy" Ciotto	27	Andrew J. McDonald
10	Toni N. Harp	28	John McKinney
11	Martin M. Looney	29	Donald E. Williams
12	Edward Meyer	30	Andrew Roraback
13	Thomas P. Gaffey	31	Tom Colapietro
14	Gayle Slossberg	32	Louis C. DeLuca
15	Joan V. Hartley	33	Eileen M. Daily
16	Christopher S. Murphy	34	Leonard A. Fasano
17	Joe Crisco	35	Tony Guglielmo
18	Cathy Welles Cook	36	William H. Nickerson

Dated in Hartford, Connecticut
the twenty-fourth day of November
Two Thousand Four


Susan Bysiewicz
Secretary of the State


Howard G. Rifkin
Deputy Treasurer


Mark E. Ojakian
Deputy Comptroller

STATE OF CONNECTICUT
OFFICE OF THE SECRETARY OF THE STATE

We, the undersigned, having canvassed the Returns of the Presiding Officers of the Electors' Meetings in the towns comprising the different Assembly Districts of this State, hereby declare the following named persons elected STATE REPRESENTATIVES for the term of two years from the Wednesday following the first Monday of January, Two Thousand Five:

<u>Assembly District</u>	<u>NAME</u>	<u>Assembly District</u>	<u>NAME</u>
1	Kenneth P. Green	28	Paul R. Doyle
2	Hank Bielawa	29	Antonio "Tony" Guerrero
3	Minnie Gonzalez	30	Joe Aresimowicz
4	Evelyn C. Mantilla	31	Sonya Sonny Googins
5	Marie Lopez Kirkley-Bey	32	Jim O'Rourke
6	Art J. Feltman	33	Joseph C. Serra
7	Douglas McCrory	34	Gail K. Hamm
8	Joan A. Lewis	35	Brian J. O'Connor
9	Christopher R. Stone	36	James Field Spallone
10	Melody A. Currey	37	Ed Jutila
11	Michael A. Christ	38	Elizabeth B. Ritter
12	Ryan P. Barry	39	Ernest Hewett
13	John W. Thompson	40	Edward E. Moukawsher
14	Bill Aman	41	Lenny Winkler
15	Faith McMahan	42	Tom Reynolds
16	Robert W. Heagney	43	Diana S. Urban
17	Kevin D. Witkos	44	Michael A. Caron
18	Andrew M. Fleischmann	45	Steven T. Mikutel
19	Robert Farr	46	Melissa Olson
20	David McCluskey	47	Jack Malone
21	Demetrios Giannaros	48	Linda A. Orange
22	Elizabeth "Betty" Boukus	49	Walter Pawelkiewicz
23	Marilyn Giuliano	50	Mike Alberts
24	Tim O'Brien	51	Shawn T. Johnston
25	John C. Geragosian	52	Penny Bacchiochi
26	Peter A. Tercyak	53	Michael J. Cardin
27	Sandy Nafis	54	Denise Merrill

<u>Assembly District</u>	<u>NAME</u>	<u>Assembly District</u>	<u>NAME</u>
55	Pamela Z. Sawyer	89	Vickie Orsini Nardello
56	Claire L. Janowski	90	Mary G. Fritz
57	Ted C. Graziani	91	Peter F. Villano
58	Kathleen M. Tallarita	92	Patricia A. Dillon
59	Stephen M. Jarmoc	93	Toni Edmonds-Walker
60	Peggy Sayers	94	William R. Dyson
61	Ruth C. Fahrback	95	Juan Candelaria
62	Richard F. Ferrari	96	Cameron Staples
63	George M. Wilber	97	Robert Megna
64	Roberta Willis	98	Patricia Widlitz
65	Anne L. Ruwet	99	Michael P. Lawlor
66	Craig A. Miner	100	Raymond Kalinowski
67	Clark J. Chapin	101	Deborah Heinrich
68	Sean Williams	102	Peter J. Panaroni, Jr.
69	Arthur J. O'Neill	103	Al Adinolfi
70	Kevin M. DelGobbo	104	Linda M. Gentile
71	Anthony J. D'Amelio	105	Len Greene
72	Reginald G. Beamon	106	Julia B. Wasserman
73	Jeffrey J. Berger	107	David A. Scribner
74	Selim G. Noujaim	108	Mary Ann Carson
75	David Aldarondo	109	Lewis J. Wallace
76	John Piscopo	110	Robert D. Godfrey
77	Roger B. Michele	111	John H. Frey
78	William A. Hamzy	112	DebraLee Hovey
79	Kosta Diamantis	113	Richard O. Belden
80	John "Corky" Mazurek	114	Themis Klarides
81	Bruce "Zeke" Zalaski	115	Stephen D. Dargan
82	Emil "Buddy" Altobello	116	Louis P. Esposito, Jr.
83	Jim Abrams	117	Paul Davis
84	Christopher G. Donovan	118	James A. Amann
85	Mary M. Mushinsky	119	Richard F. Roy
86	Robert M. Ward	120	John A. Harkins
87	Steve Fontana	121	Terry Backer
88	Brendan Sharkey	122	Lawrence G. Miller