

STATE OF CONNECTICUT  
SECRETARY OF THE STATE

---

---

STATEMENT OF VOTE

GENERAL ELECTION

**November 2, 2004**

---

TABULATED FROM RETURNS AS  
RECORDED BY THE MODERATORS  
AND FILED WITH THE OFFICE OF  
SECRETARY OF THE STATE

---

PRINTED IN COMPLIANCE WITH STATUTE

---

HARTFORD

**Registrar of Voters**

**Kent**

Republican  
Wendy T. Harvey

Republican  
Marjorie H. Wells

Kent

754  

---

754

799  

---

799

**Registrar of Voters**

**Killingly**

Republican  
Jaqueline Raymond

Democratic  
Rita La Belle

Killingly

2,219  

---

2,219

3,172  

---

3,172

**Registrar of Voters**

**Killingworth**

Republican  
Lauren K. Blaha

Democratic  
Elizabeth Webber  
Dennis

Killingworth

1,792  

---

1,792

1,528  

---

1,528

**Registrar of Voters**

**Ledyard**

Republican  
Nancy Lozier

Democratic  
Hazel M. Gorman

Ledyard

2,892  

---

2,892

3,258  

---

3,258

**Registrar of Voters**

**Litchfield**

Republican  
Mary Q. Fahey

Democratic  
Linda Bongiolari

Litchfield

2,182  

---

2,182

1,981  

---

1,981

**Registrar of Voters**

**Lyme**

	Republican Richard L. Gustafson	Democratic Nancy M. Roche				
Lyme	644	703				
	<u>644</u>	<u>703</u>				

---

**Registrar of Voters**

**Madison**

	Republican Gail M. Snow	Democratic Christine M. Hjerpe				
Madison	5,028	4,555				
	<u>5,028</u>	<u>4,555</u>				

---

**Registrar of Voters**

**Manchester**

	Republican Barbara A. King	Democratic Francis A. Maffee, Jr.				
Manchester	8,523	13,182				
	<u>8,523</u>	<u>13,182</u>				

---

**Registrar of Voters**

**Mansfield**

	Republican Beverly Mann Miela	Democratic Mary Stanton				
Mansfield	1,613	5,221				
	<u>1,613</u>	<u>5,221</u>				

---

**Registrar of Voters**

**Meriden**

	Republican Lillian Toni Soboleski	Democratic Maureen E. Flynn				
Meriden	7,577	10,776				
	<u>7,577</u>	<u>10,776</u>				

---

**Registrar of Voters****Middletown**

Republican  
Janice A. Gionfriddo

Democratic  
Sandra L. Faraci

Middletown

5,923

10,953

5,92310,953**Registrar of Voters****Milford**

Republican  
Rose I. Scarpa

Democratic  
Mary Lee Tamas

Milford

11,569

10,578

11,56910,578**Registrar of Voters****Monroe**

Republican  
Jeanette Benson

Democratic  
Susan A. Koneff

Monroe

5,024

4,233

5,0244,233**Registrar of Voters****Montville**

Republican  
Mary Clark-Wilson

Democratic  
Lorraine A. Elliott

Montville

3,008

3,618

3,0083,618**Registrar of Voters****Morris**

Republican  
Jennifer A. Whittlesey

Democratic  
Patricia A. Trotman

Morris

755

462

755462

**Registrar of Voters**

**Naugatuck**

	Republican Nancy A. Stiber	Democratic Louise L. Sheedy				
Naugatuck	5,042	4,973				
	<u>5,042</u>	<u>4,973</u>				

**Registrar of Voters**

**New Britain**

	Republican Dorothy R. Turnrose	Democratic Edward J. Dzonkowski				
New Britain	4,539	11,664				
	<u>4,539</u>	<u>11,664</u>				

**Registrar of Voters**

**New Canaan**

	Republican Robert L. Shafter	Democratic George F. Cody				
New Canaan	6,485	3,206				
	<u>6,485</u>	<u>3,206</u>				

**Registrar of Voters**

**New Fairfield**

	Republican Diane Gucker	Democratic Elaine A. Jordano				
New Fairfield	3,757	2,626				
	<u>3,757</u>	<u>2,626</u>				

**Registrar of Voters**

**New Hartford**

	Republican Karen Griswold Nelson	Democratic Elizabeth A. Paul				
New Hartford	1,805	1,494				
	<u>1,805</u>	<u>1,494</u>				

**Registrar of Voters**

**New Haven**

	Republican Rae D. Tramontano	Democratic Sharon G. Ferrucci	Green Calvin Lionel Nicholson
New Haven	4,300	24,460	2,618
	<u>4,300</u>	<u>24,460</u>	<u>2,618</u>

**Registrar of Voters**

**Newtown**

	Republican Karin B. Aurelia	Democratic LeReine M. Frampton
Newtown	7,097	5,027
	<u>7,097</u>	<u>5,027</u>

**Registrar of Voters**

**Norfolk**

	Republican Barbara A. Tracey	Democratic Kevin M. O'Connor
Norfolk	391	521
	<u>391</u>	<u>521</u>

**Registrar of Voters**

**North Branford  
Dist.1**

	Republican Ann B. Zimmer	Democratic Florence Jasudowicz
North Branford part	1,575	1,587
	<u>1,575</u>	<u>1,587</u>

**Registrar of Voters**

**North Branford  
Dist.2**

	Republican Paulette C. Hart	Democratic Judith N. Esposito
North Branford part	1,221	1,445
	<u>1,221</u>	<u>1,445</u>

**Registrar of Voters**

**North Canaan**

	Republican Anna-Elysapeth McGuire	Democratic Evelyn E. Hedus				
North Canaan	684	606	_____	_____	_____	_____
	<u>684</u>	<u>606</u>				

---

**Registrar of Voters**

**North Haven**

	Republican Frank J. Riggs	Democratic Barbara P. Feinberg				
North Haven	5,913	5,177	_____	_____	_____	_____
	<u>5,913</u>	<u>5,177</u>				

---

**Registrar of Voters**

**North Stonington**

	Republican Gladys I. Chase	Democratic Sylvia C. Murray				
North Stonington	1,180	1,143	_____	_____	_____	_____
	<u>1,180</u>	<u>1,143</u>				

---

**Registrar of Voters**

**Norwalk**

	Republican Karen Doyle Lyons	Democratic Betty J. Bondi				
Norwalk	12,660	17,457	_____	_____	_____	_____
	<u>12,660</u>	<u>17,457</u>				

---

**Registrar of Voters**

**Norwich**

	Republican Gerald Kortfelt	Democratic Nancy DePietro				
Norwich	2,873	8,033	_____	_____	_____	_____
	<u>2,873</u>	<u>8,033</u>				

---

**Registrar of Voters**

**Old Lyme**

Republican  
Ruth Sjursen      Democratic  
Patricia M. McCarthy

Old Lyme	1,691	2,258				
	<u>1,691</u>	<u>2,258</u>				

22 Votes for Registered Write-in Candidate Roderick M. White

**Registrar of Voters**

**Old Saybrook**

Republican  
Jean B. Winkler      Democratic  
Elizabeth D. Steffen

Old Saybrook	2,883	2,396				
	<u>2,883</u>	<u>2,396</u>				

**Registrar of Voters**

**Orange**

Republican  
Mary P. DeVito      Democratic  
Carmela N. Apuzzo

Orange	4,051	3,341				
	<u>4,051</u>	<u>3,341</u>				

**Registrar of Voters**

**Plainfield**

Republican  
Sonia S. Chapman      Democratic  
Irene A. Bessette

Plainfield	2,017	2,825				
	<u>2,017</u>	<u>2,825</u>				

**Registrar of Voters**

**Plainville**

Republican  
Mildred L. D'Antonio      Democratic  
Jean D. Lombardo

Plainville	2,678	3,932				
	<u>2,678</u>	<u>3,932</u>				



**Registrar of Voters**

**Plymouth**

	Republican Barbara L. Deschaine	Democratic Cheryl J. Gianesini				
Plymouth	2,490	2,191				
	<u>2,490</u>	<u>2,191</u>				

---

**Registrar of Voters**

**Pomfret**

	Republican Elizabeth L. Cartier	Democratic Kathryn O. Casey				
Pomfret	1,061	936				
	<u>1,061</u>	<u>936</u>				

---

**Registrar of Voters**

**Preston**

	Republican Parke C. Spicer	Democratic Barbara B. Ware				
Preston	1,372	919				
	<u>1,372</u>	<u>919</u>				

---

**Registrar of Voters**

**Prospect**

	Republican Kathleen Vander Eyk	Democratic Katherine S. Blinstrubas				
Prospect	2,361	1,840				
	<u>2,361</u>	<u>1,840</u>				

---

**Registrar of Voters**

**Putnam**

	Republican Cheryl A. Bernier	Democratic Robert C. Garceau				
Putnam	1,386	1,654				
	<u>1,386</u>	<u>1,654</u>				

---

**Registrar of Voters**

**Redding**

Republican  
Doris B. Nobes

Democratic  
Kathleen W. Primus

Redding

2,455

2,244

2,455

2,244

**Registrar of Voters**

**Ridgefield**

Republican  
Hope S. Wise

Democratic  
Cynthia A. Bruno

Ridgefield

6,785

5,735

6,785

5,735

**Registrar of Voters**

**Rocky Hill**

Republican  
Patricia E. Beyer

Democratic  
Janet W. Viggiano

Rocky Hill

3,169

5,007

3,169

5,007

**Registrar of Voters**

**Roxbury**

Republican

Democratic

Roxbury

Total votes for cross-endorsed candidate No Nomination

**Registrar of Voters**

**Salem**

Republican  
Patricia A. Rodriguez

Democratic

Salem

1,056

1,056

**Registrar of Voters****Salisbury**

	Republican Elizabeth H. Angus	Democratic Richard O. Walsh				
Salisbury	651	1,417				
	<u>651</u>	<u>1,417</u>				

---

**Registrar of Voters****Scotland**

	Republican Caroline E. Neborsky	Democratic Zayne R. Ring				
Scotland	334	426				
	<u>334</u>	<u>426</u>				

---

**Registrar of Voters****Sharon**

	Republican Susan McKee	Democratic Ducky Goodbody Bancroft				
Sharon	761	601				
	<u>761</u>	<u>601</u>				

---

**Registrar of Voters****Shelton**

	Republican Peter R. Pavone	Democratic John Bashar				
Shelton	9,006	7,160				
	<u>9,006</u>	<u>7,160</u>				

---

**Registrar of Voters****Sherman**

	Republican Melinda A. Albert	Democratic Lisa M. Hallock				
Sherman	1,037	835				
	<u>1,037</u>	<u>835</u>				

---

**Registrar of Voters**

**Somers**

Republican  
Marjory R. Madden

Democratic  
Janice A. Steinmetz

Somers

2,565

1,685

2,565

1,685

**Registrar of Voters**

**South Windsor**

Republican  
Janis K. Murtha

Democratic  
Frances O. Knipple

South Windsor

5,630

6,207

5,630

6,207

**Registrar of Voters**

**Southbury**

Republican  
JoAnn H. Bolin

Democratic  
Catherine L. Bedard

Southbury

6,092

4,192

6,092

4,192

**Registrar of Voters**

**Southington**

Republican  
Robert L. Sherman

Democratic  
Gerald M. Gingras, Sr.

Southington

7,688

10,515

7,688

10,515

**Registrar of Voters**

**Sprague**

Republican  
Patricia W. Amon

Democratic  
Kathleen Z. Boushee

Sprague

436

759

436

759

	Registrar of Voters		Stafford			
	Republican Ronald M. Sendobry	Democratic Susan Houle				
Stafford	1,633	3,553				
	<u>1,633</u>	<u>3,553</u>				

	Registrar of Voters		Stamford			
	Republican Lucy Corelli	Democratic Alice C. Fortunato				
Stamford	16,155	21,712				
	<u>16,155</u>	<u>21,712</u>				

8 Votes for Registered Write-in Candidate David Bedell

	Registrar of Voters		Sterling			
	Republican Diane I. Etheridge	Democratic Dianna M. Firluk				
Sterling	635	560				
	<u>635</u>	<u>560</u>				

	Registrar of Voters		Stonington			
	Republican Louise Ann Brown	Democratic Teresa S. Grimes				
Stonington	3,422	4,731				
	<u>3,422</u>	<u>4,731</u>				

	Registrar of Voters			Stratford			
	Republican Louis Adam DiCilio	Democratic Richard A. Miron	Petitioning Candidate Richard F. Fredette				
Stratford	8,988	9,394	1,166				
	<u>8,988</u>	<u>9,394</u>	<u>1,166</u>				

1 Votes for Registered Write-in Candidate Thomas M. Carroll Jr.

**Registrar of Voters****Thomaston**

Republican	Democratic
Eva Mendola	Carol J. Hoebel

Thomaston

1,766

1,494

---

1,766

---

1,494**Registrar of Voters****Thompson**

Republican	Democratic
Ada G. Temple	James P. Kenney

Thompson

1,600

1,991

---

1,600

---

1,991**Registrar of Voters****Tolland**

Republican	Democratic
Kenneth R. Houck	R. Michael Wyman

Tolland

2,937

3,847

---

2,937

---

3,847**Registrar of Voters****Torrington**

Republican	Democratic
Amelia K. Waldron	John C. Ciesco

Torrington

6,929

6,577

---

6,929

---

6,577**Registrar of Voters****Trumbull**

Republican	Democratic
William S. Holden	Mary J. Aiello

Trumbull

9,596

7,820

---

9,596

---

7,820

	Registrar of Voters		Union			
	Republican Betty B. Vilandre	Democratic Carol A. Berner				
Union	257	158				
	<u>257</u>	<u>158</u>				

	Registrar of Voters		Vernon			
	Republican Patricia A. Noblet	Democratic Judith A. Beaudreau				
Vernon	4,943	6,446				
	<u>4,943</u>	<u>6,446</u>				

	Registrar of Voters		Voluntown			
	Republican Flo Harman	Democratic Diana M. Ingraham				
Voluntown	536	522				
	<u>536</u>	<u>522</u>				

	Registrar of Voters		Wallingford			
	Republican Chester R. Miller	Democratic Diana Hotchkiss				
Wallingford	7,283	10,170				
	<u>7,283</u>	<u>10,170</u>				

	Registrar of Voters		Warren			
	Republican Kathleen Angevine	Democratic Ruth Schnell				
Warren	453	264				
	<u>453</u>	<u>264</u>				

**Registrar of Voters**

**Washington**

Republican  
Lillian R. Lyon

Democratic  
Constance P. Kaylor

Washington

893

1,018

893

1,018

**Registrar of Voters**

**Waterbury**

Republican  
Nancy A. Vitarelli

Democratic  
Patricia M. Mulhall

Independent  
Michael J. Telesca

Waterbury

10,322

14,491

1,936

10,322

14,491

1,936

**Registrar of Voters**

**Waterford**

Republican  
Jane B. Coville

Democratic  
Wendy Pias

Waterford

3,883

5,073

3,883

5,073

**Registrar of Voters**

**Watertown**

Republican  
David C. Dalton

Democratic  
Elaine D. Ayotte

Watertown

5,472

3,583

5,472

3,583

**Registrar of Voters**

**West Hartford**

Republican  
Eleanor M. Brazell

Democratic  
Marcia L. Woolsey

West Hartford

10,433

18,627

10,433

18,627



		Registrar of Voters		West Haven			
		Republican	Democratic				
		Joann Callegari	Charles A. Marino				
West Haven		5,703	11,631				
		<u>5,703</u>	<u>11,631</u>				

		Registrar of Voters		Westbrook			
		Republican	Democratic				
		Lorri Cenkus	Patricia L. Moran				
Westbrook		828	1,891				
		<u>828</u>	<u>1,891</u>				

		Registrar of Voters		Weston			
		Republican	Democratic				
Weston							

6 Votes for Registered Write-in Candidate Diane M. Lofthus

		Registrar of Voters		Wethersfield			
		Republican	Democratic				
		Mary-Ann E. McFarland	Pamela M. Rapacz				
Wethersfield		5,158	6,737				
		<u>5,158</u>	<u>6,737</u>				

		Registrar of Voters		Willington			
		Republican	Democratic				
		Judith R. Andersen	Nancy L. Vogel				
Willington		1,043	1,559				
		<u>1,043</u>	<u>1,559</u>				

**Registrar of Voters**

**Wilton**

	Republican Tina Gardner	Democratic Margaret "Peggy" Reeves				
Wilton	4,991	4,290				
	<u>4,991</u>	<u>4,290</u>				

**Registrar of Voters**

**Winchester**

	Republican Walter J. St. Onge	Democratic Caroline S. O'Brien	Winsted Independent Richard W. Pozzo			
Winchester	1,830	2,032	413			
	<u>1,830</u>	<u>2,032</u>	<u>413</u>			

**Registrar of Voters**

**Windham**

	Republican Lynne P. Weeks	Democratic Paulann Lescoe				
Windham	2,122	4,155				
	<u>2,122</u>	<u>4,155</u>				

**Registrar of Voters**

**Windsor**

	Republican Karen A. Andrews	Democratic Anita M. Mips				
Windsor	4,080	8,401				
	<u>4,080</u>	<u>8,401</u>				

**Registrar of Voters**

**Woodbridge**

	Republican L. Christine Laydon	Democratic Beth Heller				
Woodbridge	1,894	2,659				
	<u>1,894</u>	<u>2,659</u>				

**Registrar of Voters**

**Woodbury**

	Republican	Democratic				
	Ethel E. Follett	Abby Richmond Grondona				
Woodbury	2,209	2,126				
	<u>2,209</u>	<u>2,126</u>				

---

**Registrar of Voters**

**Woodstock**

	Republican	Democratic				
	Elizabeth L. Brooks	Constance T. Maynard				
Woodstock	2,025	1,731				
	<u>2,025</u>	<u>1,731</u>				

---

### Election Day Registration, Turnout and Absentee Ballot Statistics

Congressional District	*Names on Official Check List (Active)	*Number Checked as Having Voted	Percentage Checked as Having Voted	Number of *Absentee Ballots Received from Town Clerk	Number of *Absentee Ballots Rejected	Number of *Absentee Ballots Voted
CD 1	412,813	321,868	77.97%	27,976	525	27,351
CD 2	426,109	337,888	79.30%	29,042	495	28,549
CD 3	415,596	322,080	77.50%	27,307	598	26,706
CD 4	388,752	312,654	80.43%	31,761	575	31,190
CD 5	400,911	313,318	78.15%	28,496	594	27,902
	2,044,181	1,607,808	78.65%	144,582	2,787	141,698

\* Includes Presidential Ballot and Overseas Ballot voters

## Election Day Registration, Turnout and Absentee Ballot Statistics

County	*Names on Official Check List (Active)	*Number Checked as Having Voted	Percentage Checked as Having Voted	Number of *Absentee Ballots Received from Town Clerk	Number of *Absentee Ballots Rejected	Number of *Absentee Ballots Voted
Fairfield	502,852	404,268	80.40%	40,061	771	39,294
Hartford	513,907	400,830	78.00%	35,057	711	34,346
Litchfield	120,455	97,191	80.69%	8,979	172	8,707
Middlesex	108,267	88,200	81.47%	7,817	114	7,705
New Haven	493,221	376,960	76.43%	32,096	668	31,425
New London	152,327	118,867	78.03%	11,052	173	10,879
Tolland	85,922	72,020	83.82%	5,646	87	5,559
Windham	67,230	49,472	73.59%	3,874	91	3,783
	2,044,181	1,607,808	78.65%	144,582	2,787	141,698

\* Includes Presidential Ballot and Overseas Ballot voters

## Election Day Registration, Turnout and Absentee Ballot Statistics

	*Names on Official Check List (Active)	*Number Checked as Having Voted	Percentage Checked as Having Voted	Number of *Absentee Ballots Received from Town Clerk	Number of *Absentee Ballots Rejected	Number of *Absentee Ballots Voted
<b>Statewide TOTALS</b>	2,044,181	1,607,808	78.65%	144,582	2,787	141,698
Andover	2,146	1,801	83.92%	105	1	104
Ansonia	19,358	15,286	78.96%	1,330	16	1,314
Ashford	2,789	2,309	82.79%	156	11	145
Avon	11,683	10,262	87.84%	1,172	23	1,149
Barkhamsted	2,575	2,177	84.54%	133	1	132
Beacon Falls	3,517	2,941	83.62%	190	3	187
Berlin	12,805	10,754	83.98%	784	4	780
Bethany	3,771	3,323	88.12%	280	6	274
Bethel	11,278	9,622	85.32%	883	18	865
Bethlehem	2,806	2,311	82.36%	185	5	180
Bloomfield	13,991	10,758	76.89%	1,373	41	1,332
Bolton	3,515	3,078	87.57%	220	5	215
Bozrah	1,693	1,421	83.93%	115	5	110
Branford	19,167	14,950	78.00%	1,396	28	1,368
Bridgeport	59,102	37,717	63.82%	1,905	46	1,859
Bridgewater	1,439	1,185	82.35%	121	2	119
Bristol	32,880	25,349	77.10%	2,004	41	1,963
Brookfield	10,592	8,892	83.95%	832	10	822
Brooklyn	4,593	3,407	74.18%	239	11	228
Burlington	6,098	5,146	84.39%	364	3	361
Canaan	768	623	81.12%	106	3	103
Canterbury	3,330	2,651	79.61%	195	3	192
Canton	6,488	5,643	86.98%	520	12	508
Chaplin	1,413	1,103	78.06%	82	3	79
Cheshire	17,825	15,064	84.51%	1,484	33	1,451
Chester	2,603	2,227	85.56%	209	5	204
Clinton	8,891	6,928	77.92%	545	4	541
Colchester	9,296	7,821	84.13%	552	15	537
Colebrook	1,136	929	81.78%	86	1	85
Columbia	3,584	3,142	87.67%	221	3	218
Cornwall	1,062	952	89.64%	154	1	153
Coventry	7,772	6,407	82.44%	416	2	414
Cromwell	9,025	7,510	83.21%	723	8	715
Danbury	32,697	26,248	80.28%	2,360	85	2,275
Darien	12,307	11,134	90.47%	1,466	17	1,449

## Election Day Registration, Turnout and Absentee Ballot Statistics

	*Names on Official Check List (Active)	*Number Checked as Having Voted	Percentage Checked as Having Voted	Number of *Absentee Ballots Received from Town Clerk	Number of *Absentee Ballots Rejected	Number of *Absentee Ballots Voted
Deep River	3,209	2,619	81.61%	220	3	217
Derby	6,773	5,329	78.68%	369	5	364
Durham	9,688	7,752	80.02%	556	2	554
East Granby	3,333	2,794	83.83%	238	12	226
East Haddam	5,834	4,730	81.08%	356	14	342
East Hampton	8,240	6,619	80.33%	491	4	487
East Hartford	26,499	18,820	71.02%	1,430	33	1,397
East Haven	16,052	12,066	75.17%	877	21	856
East Lyme	11,534	9,525	82.58%	1,043	18	1,025
East Windsor	6,504	4,754	73.09%	408	15	393
Eastford	1,114	949	85.19%	76	1	75
Easton	5,265	4,536	86.15%	425	2	427
Ellington	8,805	7,452	84.63%	505	1	504
Enfield	27,108	19,994	73.76%	1,405	33	1,372
Essex	4,697	4,139	88.12%	456	2	458
Fairfield	35,617	30,808	86.50%	3,469	0	3,469
Farmington	16,138	13,773	85.35%	1,467	22	1,445
Franklin	1,272	1,072	84.28%	62	0	62
Glastonbury	22,135	19,211	86.79%	1,813	31	1,782
Goshen	2,008	1,705	84.91%	193	3	190
Granby	7,364	6,281	85.29%	493	12	481
Greenwich	34,933	30,888	88.42%	3,805	62	3,743
Griswold	6,395	4,581	71.63%	306	2	304
Groton	19,684	14,856	75.47%	1,711	45	1,666
Guilford	15,717	12,990	82.65%	1,353	90	1,263
Haddam	5,524	4,532	82.04%	344	9	335
Hamden	34,315	28,361	82.65%	2,603	48	2,555
Hampton	1,222	1,085	88.79%	77	0	77
Hartford	49,803	28,987	58.20%	2,260	73	2,187
Hartland	1,485	1,179	79.39%	90	4	86
Harwinton	3,791	3,173	83.70%	231	2	229
Hebron	6,086	5,152	84.65%	373	6	367
Kent	2,091	1,794	85.80%	272	8	264
Killingly	8,976	6,534	72.79%	568	12	556
Killingworth	4,596	3,845	83.66%	318	11	307
Lebanon	4,683	3,858	82.38%	287	1	286

## Election Day Registration, Turnout and Absentee Ballot Statistics

	*Names on Official Check List (Active)	*Number Checked as Having Voted	Percentage Checked as Having Voted	Number of *Absentee Ballots Received from Town Clerk	Number of *Absentee Ballots Rejected	Number of *Absentee Ballots Voted
Ledyard	8,816	7,217	81.86%	665	13	652
Lisbon	2,529	2,054	81.22%	147	2	145
Litchfield	6,216	4,345	69.90%	345	13	332
Lyme	1,773	1,503	84.77%	176	4	172
Madison	13,266	10,948	82.53%	1,217	11	1,206
Manchester	32,142	23,643	73.56%	2,180	39	2,141
Mansfield	10,359	8,627	83.28%	750	12	738
Marlborough	4,174	3,658	87.64%	301	8	293
Meriden	31,278	22,893	73.19%	2,027	40	1,987
Middlebury	4,694	4,112	87.60%	389	6	383
Middlefield	3,119	2,649	84.93%	214	7	207
Middletown	24,867	19,634	78.96%	1,830	23	1,807
Milford	32,377	27,111	83.74%	2,047	9	2,038
Monroe	12,766	10,715	83.93%	940	11	929
Montville	9,571	7,987	83.45%	689	2	687
Morris	1,664	1,403	84.31%	172	4	168
Naugatuck	17,468	12,957	74.18%	1,024	32	992
New Britain	30,925	21,384	69.15%	1,744	43	1,701
New Canaan	12,759	11,085	86.88%	1,608	25	1,583
New Fairfield	9,178	7,497	81.68%	707	3	704
New Hartford	4,585	3,919	85.47%	330	6	224
New Haven	58,094	39,458	67.92%	3,306	44	3,259
New London	11,124	7,573	68.08%	644	8	636
New Milford	17,505	13,314	76.06%	1,224	30	1,194
Newington	19,279	16,261	84.35%	1,586	18	1,568
Newtown	16,598	14,534	87.56%	1,257	7	1,250
Norfolk	1,116	985	88.26%	116	7	109
North Branford	8,743	7,377	84.38%	724	7	717
North Canaan	1,971	1,543	78.29%	186	2	184
North Haven	16,095	13,174	81.85%	1,092	16	1,076
North Stonington	3,512	2,826	80.47%	259	3	256
Norwalk	47,651	35,801	75.13%	3,044	116	2,928
Norwich	19,880	14,036	70.60%	1,159	1	1,158
Old Lyme	5,984	4,809	80.36%	548	0	548
Old Saybrook	7,395	6,082	82.24%	742	14	728
Orange	9,737	8,298	85.22%	813	5	808



## Election Day Registration, Turnout and Absentee Ballot Statistics

	*Names on Official Check List (Active)	*Number Checked as Having Voted	Percentage Checked as Having Voted	Number of *Absentee Ballots Received from Town Clerk	Number of *Absentee Ballots Rejected	Number of *Absentee Ballots Voted
Oxford	7,341	6,046	82.36%	405	2	403
Plainfield	8,858	6,117	69.06%	443	3	440
Plainville	10,557	8,201	77.68%	563	10	553
Plymouth	7,563	5,666	74.92%	346	4	342
Pomfret	2,779	2,242	80.68%	228	8	220
Portland	6,357	5,152	81.04%	462	4	458
Preston	3,355	2,554	76.13%	198	0	198
Prospect	5,803	5,079	87.52%	105	1	104
Putnam	5,010	4,001	79.86%	322	6	316
Redding	6,318	5,495	86.97%	647	15	632
Ridgefield	16,909	14,186	83.90%	1,805	32	1,773
Rocky Hill	11,615	9,852	84.82%	954	22	932
Roxbury	1,870	1,654	88.45%	193	1	192
Salem	2,630	2,181	82.93%	180	9	171
Salisbury	2,815	2,392	84.97%	379	13	366
Scotland	1,064	881	82.80%	64	0	64
Seymour	9,123	7,434	81.49%	560	11	549
Sharon	1,974	1,623	82.22%	226	3	223
Shelton	24,294	19,831	81.63%	1,556	41	1,515
Sherman	2,577	2,125	82.46%	263	7	256
Simsbury	17,073	14,074	82.43%	1,556	57	1,499
Somers	5,958	4,557	76.49%	395	8	387
South Windsor	16,177	14,123	87.30%	1,197	20	1,177
Southbury	13,992	11,575	82.73%	1,240	14	1,226
Southington	27,134	21,681	79.90%	1,635	38	1,597
Sprague	1,657	1,375	82.98%	134	4	130
Stafford	7,464	6,214	83.25%	563	14	549
Stamford	59,357	47,496	80.02%	4,726	113	4,613
Sterling	1,870	1,379	73.74%	102	4	98
Stonington	12,449	9,926	79.73%	1,078	18	1,060
Stratford	32,691	24,187	73.99%	1,977	57	1,920
Suffield	8,558	7,013	81.95%	649	11	638
Thomaston	4,942	3,956	80.05%	312	5	307
Thompson	5,233	4,323	82.61%	296	11	285
Tolland	9,430	8,166	86.60%	611	2	609
Torrington	19,446	15,973	82.14%	1,607	33	1,574

## Election Day Registration, Turnout and Absentee Ballot Statistics

	*Names on Official Check List (Active)	*Number Checked as Having Voted	Percentage Checked as Having Voted	Number of *Absentee Ballots Received from Town Clerk	Number of *Absentee Ballots Rejected	Number of *Absentee Ballots Voted
Trumbull	24,267	19,913	82.06%	1,818	34	1,784
Union	548	485	88.50%	46	0	46
Vernon	16,625	13,879	83.48%	1,213	28	1,185
Voluntown	1,565	1,238	79.11%	89	3	86
Wallingford	27,265	22,140	81.20%	1,924	60	1,864
Warren	909	792	87.13%	78	0	78
Washington	2,400	2,234	93.08%	298	4	294
Waterbury	55,004	32,732	59.51%	2,225	65	2,160
Waterford	12,925	10,454	80.88%	1,010	20	990
Watertown	14,078	11,389	80.90%	720	6	714
West Hartford	40,270	33,755	83.82%	3,524	51	3,473
West Haven	30,050	21,368	71.11%	1,787	48	1,739
Westbrook	4,222	3,782	89.58%	351	4	345
Weston	6,278	5,667	90.27%	840	9	831
Westport	17,652	15,444	87.49%	2,258	40	2,218
Wethersfield	18,135	16,472	90.83%	1,124	10	1,114
Willington	3,630	3,060	84.30%	228	5	223
Wilton	11,766	10,447	88.79%	1,470	21	1,449
Winchester	7,090	5,273	74.37%	433	6	427
Windham	14,035	8,187	58.33%	632	15	617
Windsor	18,568	14,932	80.42%	1,339	17	1,322
Windsor Locks	14,986	12,076	80.58%	884	8	876
Wolcott	10,234	8,437	82.44%	558	8	550
Woodbridge	6,162	5,511	89.44%	771	39	732
Woodbury	6,635	5,881	88.64%	533	9	524
Woodstock	4,944	4,304	87.06%	394	3	391
	<b>2,044,181</b>	<b>1,607,808</b>	<b>78.65%</b>	<b>144,582</b>	<b>2,787</b>	<b>141,698</b>

\* Includes Presidential Ballot and Overseas Ballot voters

STATE OF CONNECTICUT

OFFICE OF THE SECRETARY OF THE STATE

We, the undersigned, having canvassed the Returns of the Presiding Officers of the Electors' Meetings in the several towns of this State, hereby declare the following named persons to be chosen and appointed  
ELECTORS OF PRESIDENT AND VICE PRESIDENT OF THE UNITED STATES:

Elizabeth O'Neil

Andrea J. Jackson-Brooks

Donna King


Larry Pleasant

David J. Papandrea


Andres Ayala, Jr.

Joshua King


Dated in Hartford, Connecticut  
This twenty-fourth day of November  
Two Thousand Four



Susan Bysiewicz  
Secretary of the State



Howard G. Rifkin  
Deputy Treasurer



Mark E. Ojakian  
Deputy Comptroller