

STATE OF CONNECTICUT
SECRETARY OF THE STATE

STATEMENT OF VOTE

GENERAL ELECTION

November 5, 2002

TABULATED FROM RETURNS AS
RECORDED BY THE MODERATORS
AND FILED WITH THE OFFICE OF
SECRETARY OF THE STATE

PRINTED IN COMPLIANCE WITH STATUTE

HARTFORD

		Registrar of Voters		Salisbury			
		Republican	Democratic				
		Elizabeth H. Angus	Richard O. Walsh				
Salisbury		572	983	_____	_____	_____	_____
		<u>572</u>	<u>983</u>				

		Registrar of Voters		Scotland			
		Republican	Democratic				
		Caroline E. Neborsky	Bonnie L. Miner				
Scotland		300	245	_____	_____	_____	_____
		<u>300</u>	<u>245</u>				

		Registrar of Voters		Seymour			
		Republican	Democratic				
		Sara C. Brauer	Ronald A. Skurat				
Seymour		1,777	2,313	_____	_____	_____	_____
		<u>1,777</u>	<u>2,313</u>				

		Registrar of Voters		Shelton			
		Republican	Democratic				
		Peter R. Pavone	John P. Bashar				
Shelton		6,609	4,966	_____	_____	_____	_____
		<u>6,609</u>	<u>4,966</u>				

		Registrar of Voters		Sherman			
		Republican	Democratic				
		William B. Tiebout III	Kathleen M. Weiss				
Sherman		759	498	_____	_____	_____	_____
		<u>759</u>	<u>498</u>				

Registrar of Voters

Simsbury

Republican
Margaret C. Diachenko

Democratic
Lois W. Calvert

Simsbury

5,251

3,837

5,251

3,837

Registrar of Voters

Somers

Republican
Marjory R. Madden

Democratic
Joan M. Rivard

Somers

1,641

1,462

1,641

1,462

Registrar of Voters

Sprague

Republican
Patricia W. Amon

Democratic
Kathleen Z. Boushee

Sprague

311

615

311

615

Registrar of Voters

Sterling

Republican
Diane I. Etheridge

Democratic
Dianna M. Firlik

Sterling

388

375

388

375

Registrar of Voters

Stonington

Republican
Robin E. Miller

Democratic
Teresa S. Grimes

Stonington

2,473

3,506

2,473

3,506

	Registrar of Voters		Suffield			
	Republican Judith A. Remington	Democratic Eileen B. Moncrief				
Suffield	2,415	1,659				
	<u>2,415</u>	<u>1,659</u>				

	Registrar of Voters		Thomaston			
	Republican Linda M. Volovski	Democratic Carol J. Hoebel				
Thomaston	1,366	1,102				
	<u>1,366</u>	<u>1,102</u>				

	Registrar of Voters		Thompson			
	Republican Ada G. Temple	Democratic James P. Kenney				
Thompson	1,048	1,338				
	<u>1,048</u>	<u>1,338</u>				

	Registrar of Voters		Tolland			
	Republican Kenneth R. Houck	Democratic R. Michael Wyman				
Tolland	2,244	2,571				
	<u>2,244</u>	<u>2,571</u>				

	Registrar of Voters		Torrington			
	Republican Amelia K. Waldron	Democratic John C. Ciesco				
Torrington	5,539	4,582				
	<u>5,539</u>	<u>4,582</u>				

Registrar of Voters**Trumbull**

Republican
William S. Holden

Democratic
Nancy P. Phillips

Trumbull

6,727

4,560

6,7274,560**Registrar of Voters****Union**

Republican
Betty B. Vilandre

Democratic
Carol A. Berner

Union

217

121

217121**Registrar of Voters****Voluntown**

Republican
Flora M. Harman

Democratic
Diana M. Ingraham

Voluntown

334

409

334409**Registrar of Voters****Wallingford**

Republican

Democratic
Diana Hotchkiss

Wallingford

8,829

8,829**Registrar of Voters****Waterbury**

Republican
Nancy A. Vitarelli

Democratic
Patricia M. Mulhall

Waterbury

8,883

11,903

8,88311,903

		Registrar of Voters		Waterford			
		Republican	Democratic				
		Jane B. Coville	Wendy O. Pias				
Waterford		2,774	3,548				
		<u>2,774</u>	<u>3,548</u>				

		Registrar of Voters		Watertown			
		Republican	Democratic				
		David C. Dalton	Walter A. LeMay				
Watertown		3,727	3,346				
		<u>3,727</u>	<u>3,346</u>				

		Registrar of Voters		West Hartford			
		Republican	Democratic				
		Selma L. Kaufman	Eileen S. Horan				
West Hartford		8,259	14,573				
		<u>8,259</u>	<u>14,573</u>				

		Registrar of Voters		Weston			
		Republican	Democratic				
		Eileen S. Buckley	Diane M. Lofthus				
Weston		1,806	1,356				
		<u>1,806</u>	<u>1,356</u>				

		Registrar of Voters		Westport			
		Republican	Democratic				
		Judith L. Raines	Nita S. Cohen				
Westport		4,161	4,527				
		<u>4,161</u>	<u>4,527</u>				

Registrar of Voters

Willington

Republican
Judith R. Andersen

Democratic
Nancy L. Vogel

Willington

762

1,062

762

1,062

Registrar of Voters

Wilton

Republican
Clementina L. Gardner

Democratic
Margaret A. Reeves

Wilton

3,401

2,416

3,401

2,416

Registrar of Voters

Winchester

Republican
Walter J. St. Onge, Jr.

Democratic
Caroline S. O'Brien

Winchester

1,428

1,553

1,428

1,553

Registrar of Voters

Windham

Republican
Douglas A. Rapp, Jr.

Democratic
William J. Sayers, Jr.

Windham

1,368

3,383

1,368

3,383

Registrar of Voters

Windsor

Republican
Karen A. Andrews

Democratic
Anita M. Mips

Windsor

3,154

5,731

3,154

5,731

	Registrar of Voters		Windsor Locks			
	Republican Sandra R. Hebert	Democratic Eleanor H. Leonard				
Windsor Locks	1,580	1,852				
	<u>1,580</u>	<u>1,852</u>				

	Registrar of Voters		Wolcott			
	Republican Eileen M. Watts-Bosco	Democratic Anne R. Forte				
Wolcott	2,453	3,074				
	<u>2,453</u>	<u>3,074</u>				
0 Votes for Registered Write-in Candidate Esther L. Medford						

	Registrar of Voters		Woodbridge			
	Republican L. Christine Laydon	Democratic Beth Heller				
Woodbridge	1,399	1,871				
	<u>1,399</u>	<u>1,871</u>				

	Registrar of Voters		Woodstock			
	Republican Elizabeth L. Brooks	Democratic Constance T. Maynard				
Woodstock	1,403	1,173				
	<u>1,403</u>	<u>1,173</u>				

Election Day Registration, Turnout and Absentee Ballot Statistics

Congressional District	*Names on Official Check List (Active)	*Number Checked as Having Voted	Percentage Checked as Having Voted	Number of *Absentee Ballots Received from Town Clerk	Number of *Absentee Ballots Rejected	Number of *Absentee Ballots Voted
CD 1	372,092	217,740	58.52%	10,043	133	9,910
CD 2	382,504	226,679	59.26%	9,310	141	9,169
CD 3	370,993	198,542	53.52%	8,524	163	8,361
CD 4	352,582	185,211	52.53%	9,063	83	8,980
CD 5	369,076	215,620	58.42%	10,725	181	10,544
	1,847,247	1,043,792	56.51%	47,665	701	46,964

* Includes Overseas Ballot voters

Election Day Registration, Turnout and Absentee Ballot Statistics

County	*Names on Official Check List (Active)	*Number Checked as Having Voted	Percentage Checked as Having Voted	Number of *Absentee Ballots Received from Town Clerk	Number of *Absentee Ballots Rejected	Number of *Absentee Ballots Voted
Fairfield	456,826	241,978	52.97%	11,519	136	11,383
Hartford	463,299	274,539	59.26%	12,481	165	12,316
Litchfield	110,258	67,853	61.54%	3,466	67	3,399
Middlesex	95,048	57,703	60.71%	2,600	34	2,566
New Haven	449,007	242,494	54.01%	11,083	206	10,877
New London	138,120	79,867	57.82%	3,467	38	3,429
Tolland	75,045	47,716	63.58%	1,955	33	1,922
Windham	59,644	31,642	53.05%	1,094	22	1,072
	1,847,247	1,043,792	56.51%	47,665	701	46,964

* Includes Overseas Ballot voters

Election Day Registration, Turnout and Absentee Ballot Statistics

	*Names on Official Check List (Active)	*Number Checked as Having Voted	Percentage Checked as Having Voted	Number of *Absentee Ballots Received from Town Clerk	Number of *Absentee Ballots Rejected	Number of *Absentee Ballots Voted
Statewide TOTALS	1,847,247	1,043,792	56.51%	47,665	701	46,964
Andover	1,959	1,268	64.73%	44	0	44
Ansonia	9,333	4,848	51.94%	164	3	161
Ashford	2,476	1,549	62.56%	38	0	38
Avon	10,479	7,346	70.10%	442	2	440
Barkhamsted	2,291	1,471	64.21%	48	1	47
Beacon Falls	3,199	2,184	68.27%	84	1	83
Berlin	11,739	7,624	64.95%	370	5	365
Bethany	3,472	2,225	64.08%	84	1	83
Bethel	10,707	5,854	54.67%	242	3	239
Bethlehem	2,647	1,669	63.05%	75	0	75
Bloomfield	12,842	7,342	57.17%	510	12	498
Bolton	3,180	2,203	69.28%	65	0	65
Bozrah	1,608	1,058	65.80%	42	0	42
Branford	17,571	9,945	56.60%	465	6	459
Bridgeport	49,788	19,588	39.34%	729	14	715
Bridgewater	1,411	842	59.67%	42	0	42
Bristol	29,735	16,540	55.62%	622	19	603
Brookfield	9,893	5,755	58.17%	218	1	217
Brooklyn	4,024	2,095	52.06%	65	1	64
Burlington	5,554	3,433	61.81%	105	0	105
Canaan	702	440	62.68%	34	0	34
Canterbury	3,044	1,709	56.14%	51	1	50
Canton	5,606	3,795	67.70%	148	0	148
Chaplin	1,294	778	60.12%	18	0	18
Cheshire	16,511	10,912	66.09%	558	9	549
Chester	2,441	1,599	65.51%	71	1	70
Clinton	8,111	4,765	58.75%	191	6	185
Colchester	8,093	4,824	59.61%	162	1	161
Colebrook	1,039	698	67.18%	35	2	33
Columbia	3,225	2,253	69.86%	75	1	74
Cornwall	967	691	71.46%	60	0	60
Coventry	6,830	4,036	59.09%	119	0	119
Cromwell	8,191	4,876	59.53%	250	2	248
Danbury	30,302	15,767	52.03%	820	33	787
Darien	11,379	6,765	59.45%	449	6	443

Election Day Registration, Turnout and Absentee Ballot Statistics

	*Names on Official Check List (Active)	*Number Checked as Having Voted	Percentage Checked as Having Voted	Number of *Absentee Ballots Received from Town Clerk	Number of *Absentee Ballots Rejected	Number of *Absentee Ballots Voted
Deep River	2,932	1,862	63.51%	78	0	78
Derby	6,170	3,453	55.96%	107	0	107
Durham	4,480	3,000	66.96%	120	0	120
East Granby	2,954	1,886	63.85%	57	1	56
East Haddam	5,050	3,268	64.71%	126	1	125
East Hampton	7,527	4,224	56.12%	112	1	111
East Hartford	24,576	12,832	52.21%	436	11	425
East Haven	15,250	7,842	51.42%	436	5	431
East Lyme	10,523	6,327	60.13%	316	7	309
East Windsor	5,690	3,096	54.41%	131	0	131
Eastford	1,009	699	69.28%	30	0	30
Easton	4,842	2,704	55.84%	105	0	105
Ellington	7,713	4,438	57.54%	130	2	128
Enfield	24,952	13,739	55.06%	370	12	358
Essex	4,311	2,951	68.45%	153	4	149
Fairfield	32,521	18,341	56.40%	893	6	887
Farmington	14,734	10,051	68.22%	553	2	551
Franklin	1,192	769	64.51%	33	0	33
Glastonbury	20,588	14,998	72.85%	723	14	709
Goshen	1,806	1,246	68.99%	70	2	68
Granby	6,781	4,066	59.96%	113	0	113
Greenwich	32,973	18,353	55.66%	1,072	2	1,070
Griswold	5,869	3,043	51.85%	70	0	70
Groton	17,797	9,714	54.58%	498	9	489
Guilford	14,283	8,302	58.13%	335	2	333
Haddam	5,145	3,040	59.09%	113	2	111
Hamden	31,160	17,703	56.81%	908	65	843
Hampton	1,098	751	68.40%	27	1	26
Hartford	44,563	17,406	39.06%	978	10	968
Hartland	1,428	791	55.39%	22	0	22
Harwinton	3,612	2,334	64.62%	66	0	66
Hebron	5,539	3,448	62.25%	79	1	78
Kent	1,850	1,176	63.57%	77	2	75
Killingly	7,906	3,806	48.14%	127	2	125
Killingworth	4,169	2,567	61.57%	105	3	102
Lebanon	4,223	2,636	62.42%	100	1	99

Election Day Registration, Turnout and Absentee Ballot Statistics

	*Names on Official Check List (Active)	*Number Checked as Having Voted	Percentage Checked as Having Voted	Number of *Absentee Ballots Received from Town Clerk	Number of *Absentee Ballots Rejected	Number of *Absentee Ballots Voted
Ledyard	7,954	4,756	59.79%	180	0	180
Lisbon	2,379	1,429	60.07%	52	2	50
Litchfield	5,823	4,156	71.37%	230	6	224
Lyme	1,633	1,102	67.48%	65	0	65
Madison	12,432	7,944	63.90%	475	5	470
Manchester	29,270	18,254	62.36%	888	5	883
Mansfield	7,671	4,789	62.43%	236	6	230
Marlborough	3,781	2,633	69.64%	116	1	115
Meriden	29,662	15,876	53.52%	830	13	817
Middlebury	4,240	3,156	74.43%	123	2	121
Middlefield	2,952	1,995	67.58%	101	0	101
Middletown	23,198	13,055	56.28%	658	6	652
Milford	29,891	16,932	56.65%	545	1	544
Monroe	11,966	6,151	51.40%	227	2	225
Montville	8,591	5,187	60.38%	157	1	156
Morris	1,487	1,013	68.12%	63	1	62
Naugatuck	15,882	8,455	53.24%	317	10	307
New Britain	27,762	14,888	53.63%	766	8	758
New Canaan	11,292	6,461	57.22%	386	7	379
New Fairfield	8,432	4,753	56.37%	184	1	183
New Hartford	4,111	2,645	64.34%	86	0	86
New Haven	53,472	21,513	40.23%	1,049	21	1,028
New London	9,835	5,151	52.37%	239	3	236
New Milford	15,671	8,384	53.50%	326	5	321
Newington	18,455	11,275	61.09%	533	4	529
Newtown	14,657	8,671	59.16%	316	1	315
Norfolk	1,039	698	67.18%	62	4	58
North Branford	8,251	4,248	51.48%	127	9	118
North Canaan	1,681	1,028	61.15%	59	1	58
North Haven	14,858	9,379	63.12%	384	7	377
North Stonington	3,086	1,854	60.08%	55	1	54
Norwalk	41,856	20,706	49.47%	754	1	753
Norwich	17,978	9,306	51.76%	407	1	406
Old Lyme	5,674	3,467	61.10%	187	0	187
Old Saybrook	6,988	4,399	62.95%	246	2	244
Orange	9,277	5,513	59.43%	220	1	219

Election Day Registration, Turnout and Absentee Ballot Statistics

	*Names on Official Check List (Active)	*Number Checked as Having Voted	Percentage Checked as Having Voted	Number of *Absentee Ballots Received from Town Clerk	Number of *Absentee Ballots Rejected	Number of *Absentee Ballots Voted
Oxford	6,338	3,577	56.44%	76	0	76
Plainfield	8,037	4,062	50.54%	87	1	86
Plainville	9,312	5,601	60.15%	178	3	175
Plymouth	6,743	3,516	52.14%	106	1	105
Pomfret	2,388	1,650	69.10%	108	1	107
Portland	5,825	3,510	60.26%	155	3	152
Preston	3,021	1,741	57.63%	63	0	63
Prospect	5,504	3,275	59.50%	96	0	96
Putnam	4,410	2,214	50.20%	102	3	99
Redding	5,617	3,322	59.14%	163	0	163
Ridgefield	15,696	8,372	53.34%	446	3	443
Rocky Hill	10,363	6,592	63.61%	368	6	362
Roxbury	1,590	1,067	67.11%	79	0	79
Salem	2,298	1,424	61.97%	35	1	34
Salisbury	2,501	1,685	67.37%	193	18	175
Scotland	925	592	64.00%	14	0	14
Seymour	8,322	4,629	55.62%	142	0	142
Sharon	1,805	1,120	62.05%	90	0	90
Shelton	22,266	12,890	57.89%	569	6	563
Sherman	2,318	1,365	58.89%	76	5	71
Simsbury	15,603	10,077	64.58%	566	9	557
Somers	5,415	3,431	63.36%	141	1	140
South Windsor	14,945	10,608	70.98%	496	2	494
Southbury	13,004	8,153	62.70%	521	4	517
Southington	25,172	15,117	60.05%	571	3	568
Sprague	1,594	993	62.30%	67	2	65
Stafford	6,947	4,529	65.19%	312	10	302
Stamford	55,830	28,916	51.79%	1,599	26	1,573
Sterling	1,547	826	53.39%	18	0	18
Stonington	11,489	6,841	59.54%	369	2	367
Stratford	28,977	15,109	52.14%	511	6	505
Suffield	7,977	4,488	56.26%	199	5	194
Thomaston	4,572	2,842	62.16%	100	3	97
Thompson	4,950	2,643	53.39%	81	1	80
Tolland	8,501	5,380	63.29%	179	2	177
Torrington	18,103	11,339	62.64%	806	8	798

Election Day Registration, Turnout and Absentee Ballot Statistics

	*Names on Official Check List (Active)	*Number Checked as Having Voted	Percentage Checked as Having Voted	Number of *Absentee Ballots Received from Town Clerk	Number of *Absentee Ballots Rejected	Number of *Absentee Ballots Voted
Trumbull	22,949	13,040	56.82%	575	3	572
Union	488	360	73.77%	9	2	7
Vernon	14,399	9,535	66.22%	520	8	512
Voluntown	1,446	839	58.02%	13	0	13
Wallingford	25,696	15,063	58.62%	800	2	798
Warren	793	532	67.09%	25	1	24
Washington	2,150	1,561	72.60%	109	7	102
Waterbury	51,990	24,418	46.97%	1,357	35	1,322
Waterford	11,837	7,406	62.57%	357	7	350
Watertown	13,243	8,212	62.01%	230	4	226
West Hartford	37,392	24,944	66.71%	1,259	25	1,234
West Haven	27,993	13,058	46.65%	482	4	478
Westbrook	3,728	2,592	69.53%	121	3	118
Weston	6,052	3,353	55.40%	225	1	224
Westport	15,925	9,521	59.79%	610	7	603
Wethersfield	16,813	11,144	66.28%	415	3	412
Willington	3,178	2,046	64.38%	46	0	46
Wilton	10,588	6,221	58.76%	350	2	348
Winchester	6,732	3,406	50.59%	202	0	202
Windham	11,929	5,463	45.80%	213	6	207
Windsor	17,289	9,967	57.65%	432	2	430
Windsor Locks	6,944	4,006	57.69%	114	1	113
Wolcott	9,844	6,230	63.29%	254	0	254
Woodbridge	5,402	3,661	67.77%	144	0	144
Woodbury	5,889	4,082	69.32%	193	1	192
Woodstock	4,607	2,805	60.89%	115	5	110
	1,847,247	1,043,792	56.51%	47,665	701	46,964

* Includes Overseas Ballot voters

STATE OF CONNECTICUT
OFFICE OF THE SECRETARY OF THE STATE

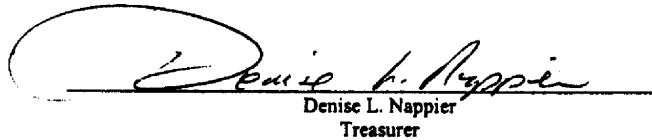
We, the undersigned, having canvassed the Returns of the Presiding Officers of the Electors' Meetings
in the several towns of this State, hereby declare

JOHN G. ROWLAND

elected GOVERNOR of the State of Connecticut for the term of four years from the
Wednesday following the first Monday of January,
Two Thousand Three.

Dated in Hartford, Connecticut
this twenty-seventh day of November
Two Thousand Two


Susan Bysiewicz
Secretary of the State


Denise L. Nappier
Treasurer


Mark E. Ojakian
Deputy Comptroller


STATE OF CONNECTICUT
OFFICE OF THE SECRETARY OF THE STATE

We, the undersigned, having canvassed the Returns of the Presiding Officers of the Electors' Meetings
in the several towns of this State, hereby declare

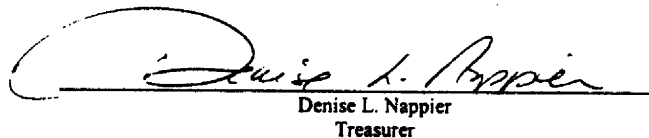
M. JODI RELL

elected LIEUTENANT GOVERNOR of the State of Connecticut for the term of four years
from the Wednesday following the first Monday of January,
Two Thousand Three.

Dated in Hartford, Connecticut
this twenty-seventh day of November
Two Thousand Two



Susan Bysiewicz
Secretary of the State



Denise L. Nappier
Treasurer



Mark E. Ojakian
Deputy Comptroller

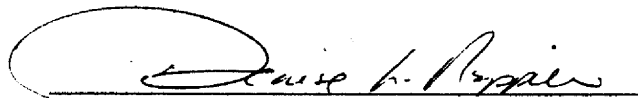
STATE OF CONNECTICUT
OFFICE OF THE SECRETARY OF THE STATE

We, the undersigned, having canvassed the Returns of the Presiding Officers of the Electors' Meetings
in the several towns of this State, hereby declare

SUSAN BYSIEWICZ

elected SECRETARY OF THE STATE of the State of Connecticut for the term of four years
from the Wednesday following the first Monday of January,
Two Thousand Three.

Dated in Hartford, Connecticut
this twenty-seventh day of November
Two Thousand Two


Denise L. Nappier
Treasurer


Mark E. Ojakian
Deputy Comptroller


STATE OF CONNECTICUT
OFFICE OF THE SECRETARY OF THE STATE

We, the undersigned, having canvassed the Returns of the Presiding Officers of the Electors' Meetings
in the several towns of this State, hereby declare

DENISE L. NAPPIER

elected TREASURER of the State of Connecticut for the term of four years from the
Wednesday following the first Monday of January,
Two Thousand Three.

Dated in Hartford, Connecticut
this twenty-seventh day of November
Two Thousand Two



Susan Bysiewicz
Secretary of the State



Mark E. Ojakian
Deputy Comptroller


STATE OF CONNECTICUT
OFFICE OF THE SECRETARY OF THE STATE


We, the undersigned, having canvassed the Returns of the Presiding Officers of the Electors' Meetings
in the several towns of this State, hereby declare

NANCY WYMAN

elected COMPTROLLER of the State of Connecticut for the term of four years from the
Wednesday following the first Monday of January,
Two Thousand Three.

Dated in Hartford, Connecticut
this twenty-seventh day of November
Two Thousand Two


Susan Bysiewicz
Secretary of the State


Denise L. Nappier
Treasurer


STATE OF CONNECTICUT
OFFICE OF THE SECRETARY OF THE STATE

We, the undersigned, having canvassed the Returns of the Presiding Officers of the Electors' Meetings
in the several towns of this State, hereby declare

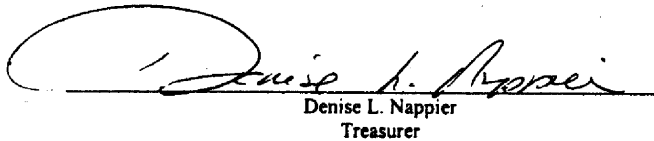
RICHARD BLUMENTHAL

elected ATTORNEY GENERAL of the State of Connecticut for the term of four years from
the Wednesday following the first Monday of January,
Two Thousand Three.

Dated in Hartford, Connecticut
this twenty-seventh day of November
Two Thousand Two



Susan Bysiewicz
Secretary of the State



Denise L. Nappier
Treasurer



Mark E. Ojakian
Deputy Comptroller


STATE OF CONNECTICUT


OFFICE OF THE SECRETARY OF THE STATE

We, the undersigned, having canvassed the Returns of the Presiding Officers of the Electors' Meetings in the towns comprising the several Congressional Districts of this State, hereby declare the following named persons elected REPRESENTATIVES in the ONE HUNDRED EIGHTH CONGRESS of the United States for the term of two years from 12:00 noon on the 3rd day of January, Two Thousand Three:

Congressional District	Name
1	John E. Larson
2	Rob Simmons
3	Rosa L. DeLauro
4	Christopher Shays
5	Nancy Johnson

Dated in Hartford, Connecticut
this twenty-seventh day of November
Two Thousand Two


Susan Bysiewicz
Secretary of the State


Denise L. Nappier
Treasurer

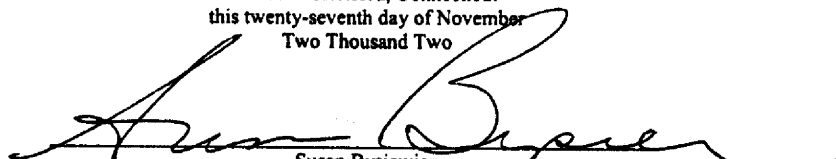

Mark E. Ojakian
Deputy Comptroller

STATE OF CONNECTICUT
OFFICE OF THE SECRETARY OF THE STATE


We, the undersigned, having canvassed the Returns of the Presiding Officers of the Electors' Meetings in the towns comprising the different Senatorial Districts of this State, hereby declare the following named persons elected STATE SENATORS for the term of two years from the Wednesday following the first Monday of January, Two Thousand Three:

<u>Senatorial District</u>	<u>NAME</u>	<u>Senatorial District</u>	<u>NAME</u>
1	John W. Fonfara	19	Edith G. Prague
2	Eric D. Coleman	20	Melodie Peters
3	Gary D. LeBeau	21	George L. "Doc" Gunther
4	Mary Ann Handley	22	Bill Finch
5	Kevin B. Sullivan	23	Alvin W. Penn
6	Donald J. DeFronzo	24	David J. Cappiello
7	John A. Kissel	25	Robert L. Genuario
8	Thomas J. Herlihy	26	Judith G. Freedman
9	Biagio Billy Ciotto	27	Andrew J. McDonald
10	Toni N. Harp	28	John McKinney
11	Martin M. Looney	29	Donald E. Williams, Jr.
12	William A. Aniskovich	30	Andrew Roraback
13	Thomas P. Gaffey	31	Tom Colapietro
14	Win Smith Jr.	32	Louis C. DeLuca
15	Joan V. Hartley	33	Eileen M. Daily
16	Christopher S. Murphy	34	Leonard Fasano
17	Joe Crisco	35	Tony Guglielmo
18	Cathy Welles Cook	36	William H. Nickerson

Dated in Hartford, Connecticut
this twenty-seventh day of November
Two Thousand Two



Susan Bysiewicz
Secretary of the State



Denise L. Nappier
Treasurer



Mark E. Ojakian
Deputy Comptroller

STATE OF CONNECTICUT
OFFICE OF THE SECRETARY OF THE STATE


We, the undersigned, having canvassed the Returns of the Presiding Officers of the Electors' Meetings in the towns comprising the different Assembly Districts of this State, hereby declare the following named persons elected STATE REPRESENTATIVES for the term of two years from the Wednesday following the first Monday of January, Two Thousand Three:


<u>Assembly District</u>	<u>NAME</u>	<u>Assembly District</u>	<u>NAME</u>
1	Kenneth P. Green	28	Paul R. Doyle
2	Hank Bielawa	29	Antonio "Tony" Guerrero
3	Minnie Gonzalez	30	Bob Peters
4	Evelyn C. Mantilla	31	Sonya (Sonny) Googins
5	Marie Lopez Kirkley-Bey	32	Jim O'Rourke
6	Art J. Feltman	33	Joseph C. Serra
7	Annette Wheeler Carter	34	Gail K. Hamm
8	Joan A. Lewis	35	Brian J. O'Connor
9	Christopher R. Stone	36	James Field Spallone
10	Melody A. Currey	37	Gary Orefice
11	Michael A. Christ	38	Andrea L. Stillman
12	Ryan P. Barry	39	Wade A. Hyslop, Jr.
13	John W. Thompson	40	Edward E. Moukawsher
14	Nancy E. Kerensky	41	Lenny T. Winkler
15	Faith McMahon	42	Bob Congdon
16	Robert Heagney	43	Diana S. Urban
17	Kevin Witkos	44	Michael A. Caron
18	Andrew M. Fleischmann	45	Steven Mikutel
19	Robert Farr	46	Melissa Olson
20	David McCluskey	47	Jack Malone
21	Demetrios Giannaros	48	Linda A. Orange
22	Elizabeth "Betty" Boukus	49	Walter M. Pawelkiewicz
23	Marilyn Giuliano	50	Jefferson B. Davis
24	Tim O'Brien	51	Shawn T. Johnston
25	John C. Geragosian	52	Penny Bacchiochi
26	Anthony J. Tercyak	53	Michael J. Cardin
27	Sandy Nafis	54	Denise Merrill

<u>Assembly District</u>	<u>NAME</u>	<u>Assembly District</u>	<u>NAME</u>
55	Pamela Z. Sawyer	89	Vickie Orsini Nardello
56	Claire Janowski	90	Mary G. Fritz
57	Ted C. Graziani	91	Peter F. Villano
58	Kathleen M. Tallarita	92	Patricia A. Dillon
59	Stephen M. Jarmoc	93	Toni E. Walker
60	Peggy Sayers	94	William R. Dyson
61	Ruth C. Fahrbach	95	Juan R. Candelaria
62	Richard F. Ferrari	96	Cameron C. Staples
63	George M. Wilber	97	Robert Megna
64	Roberta B. Willis	98	Patricia M. Widlitz
65	Anne L. Ruwet	99	Mike Lawlor
66	Craig Miner	100	Raymond C. Kalinowski
67	Clark J. Chapin	101	Peter Metz
68	Brian J. Flaherty	102	Peter J. Panaroni, Jr.
69	Arthur J. O'Neill	103	Alfred C. Adinolfi
70	Kevin M. DelGobbo	104	Vincent J. Tonucci
71	Anthony J. D'Amelio	105	Len Greene
72	Reginald G. Beamon	106	Julia B. Wasserman
73	Jeffrey J. Berger	107	David A. Scribner
74	Selim Noujaim	108	Mary Ann Carson
75	Thomas F. Conway	109	Lew Wallace
76	John E. Piscopo	110	Bob Godfrey
77	Roger B. Michele	111	John H. Frey
78	William A. Hamzy	112	DebraLee Hovey
79	Kosta Diamantis	113	Richard O. Belden
80	John "Corky" Mazurek	114	Themis Klarides
81	Bruce "Zeke" Zalaski	115	Stephen D. Dargan
82	Emil "Buddy" Altobello	116	Louis P. Esposito, Jr.
83	Jim Abrams	117	Ray Collins
84	Christopher G. Donovan	118	James A. Amann
85	Mary M. Mushinsky	119	Richard F. Roy
86	Robert M. Ward	120	John A. Harkins
87	Steve Fontana	121	Terry Backer
88	J. Brendan Sharkey	122	Lawrence G. Miller

<u>Assembly District</u>	<u>NAME</u>	<u>Assembly District</u>	<u>NAME</u>
123	T. R. Rowe	138	Janice R. Giegler
124	Ernest E. Newton II	139	Kevin Ryan
125	John W. Hetherington	140	Joseph Mann
126	Christopher L. Caruso	141	John J. Ryan
127	Jacqueline M. Cocco	142	Lawrence F. Cafero, Jr.
128	Lydia N. Martinez	143	Toni Boucher
129	Robert T. Keeley, Jr.	144	John Wayne Fox
130	Felipe Reinoso	145	Christel H. Truglia
131	David K. Labriola	146	Maira K. Lyons
132	Carl J. Dickman	147	Donald B. Sherer
133	Cathy C. Tymniak	148	Carlo Leone
134	John E. Stone, Jr.	149	Livvy R. Floren
135	John E. Stripp	150	Lile R. Gibbons
136	Ken Bernhard	151	Claudia M. Powers
137	Bob Duff		

Dated in Hartford, Connecticut
 this twenty-seventh day of November
 Two Thousand Two


 Susan Bysiewicz
 Secretary of the State


 Denise L. Nappier
 Treasurer


 Mark E. Ojakian
 Deputy Comptroller

STATE OF CONNECTICUT
OFFICE OF THE SECRETARY OF THE STATE

We, the undersigned, having canvassed the Returns of the Presiding Officers of the Electors' Meetings in the towns comprising the several Probate Districts of this State, hereby declare the following named persons elected JUDGE OF PROBATE for the term of four years from the Wednesday following the first Monday of January, Two Thousand Three:

<u>PROBATE DISTRICT OF:</u>	<u>NAME:</u>	<u>PROBATE DISTRICT OF:</u>	<u>NAME:</u>
Andover	Elaine N. Camposeo	East Lyme	Jeffrey McNamara
Ashford	Dennis R. Poitras	East Windsor	Marianne Lassman Fisher
Avon	Cynthia C. Becker	Eastford	Michael H. Ellsworth
Berlin	Walter A. Clebowicz	Ellington	James Purnell
Bethany	Guy D. Yale	Enfield	Susan L. Warner
Bethel	Daniel W. O'Grady	Essex	Deborah M. Pearl
Bloomfield	Steven M. Zelman	Fairfield	Daniel F. Caruso
Bozrah	Stanley A. Mokrzewski	Farmington	J. David Morrissey
Branford	John E. Donegan	Glastonbury	Donald L. Hamer
Bridgeport	Paul J. Ganim	Granby	Philip D. Main
Bristol	Andre D. Dorval	Greenwich	David W. Hopper
Brookfield	Joseph P. Secola	Griswold	George Kennedy
Brooklyn	James K. Kelley	Groton	Frederick W. Palm, Jr.
Burlington	Charles W. Bauer	Guilford	Joel E. Helander
Canaan	Barbara G. Seamans	Haddam	Sharon G. Kapitulik
Canton	Marygale Bouldin	Hamden	Salvatore L. Diglio
Cheshire	Raymond F. Voelker	Hampton	Stuart Case
Clinton	Raymond J. Rigat	Hartford	Robert K. Killian, Jr.
Colchester	Kevin Kennedy	Harwinton	Patrick J. Wall
Cornwall	Margaret D. Cooley	Hebron	Kevin C. Connors
Danbury	Dianne E. Yamin	Kent	Barbara L. Miller
Darien	John B. Rearden, Jr.	Killingly	Thomas E. Dupont Sr.
Deep River	Patricia L. Damon	Killingworth	Judith P. Lentz
Derby	Clifford D. Hoyle	Ledyard	Pamela M. Rowe
East Granby	Paul A. Ridgeway	Litchfield	Helen Ruwet Bunnell
East Haddam	Paul D. Buhl	Lyme	Richard B. Lightfoot
East Hampton	Anne McKinney	Madison	Carol B. Lougee
East Hartford	Allan T. Driscoll	Manchester	John W. Cooney
East Haven	Michael A. Albis	Mansfield	Claire C. Twerdy