

STATE OF CONNECTICUT  
SECRETARY OF THE STATE

---

---

STATEMENT OF VOTE

GENERAL ELECTION

**November 5, 2002**

---

TABULATED FROM RETURNS AS  
RECORDED BY THE MODERATORS  
AND FILED WITH THE OFFICE OF  
SECRETARY OF THE STATE

---

PRINTED IN COMPLIANCE WITH STATUTE

---

HARTFORD

	Registrar of Voters		Oxford			
	Republican Linda J. Crowe	Democratic Dorothy M. Bartimole				
Oxford	1,833	1,357				
	<u>1,833</u>	<u>1,357</u>				

	Registrar of Voters		Plainfield			
	Republican Sonia S. Chapman	Democratic Irene A. Bessette				
Plainfield	1,521	2,091				
	<u>1,521</u>	<u>2,091</u>				

	Registrar of Voters		Plymouth			
	Republican Janet H. Manyak	Democratic Cheryl J. Giancesini				
Plymouth	1,452	1,585				
	<u>1,452</u>	<u>1,585</u>				

	Registrar of Voters		Portland			
	Republican Pauline J. Newmann	Democratic Karen J. Soboleski				
Portland	1,120	1,986				
	<u>1,120</u>	<u>1,986</u>				

	Registrar of Voters		Preston			
	Republican Susan P. Nysten	Democratic Barbara B. Ware				
Preston	728	758				
	<u>728</u>	<u>758</u>				

	Registrar of Voters		Prospect			
	Republican Kathleen Vander Eyk	Democratic Geraldine R. Finley				
Prospect	1,927	929	_____	_____	_____	_____
	<u>1,927</u>	<u>929</u>				

---

	Registrar of Voters		Redding			
	Republican Doris B. Nobes	Democratic Elizabeth D. Licarie				
Redding	1,650	1,412	_____	_____	_____	_____
	<u>1,650</u>	<u>1,412</u>				

---

	Registrar of Voters		Ridgefield			
	Republican Hope S. Wise	Democratic Cynthia A. Bruno				
Ridgefield	4,518	3,197	_____	_____	_____	_____
	<u>4,518</u>	<u>3,197</u>				

---

	Registrar of Voters		Rocky Hill			
	Republican Patricia E. Beyer	Democratic Janet W. Viggiano				
Rocky Hill	2,282	3,306	_____	_____	_____	_____
	<u>2,282</u>	<u>3,306</u>				

---

	Registrar of Voters		Salem			
	Republican Deborah L. Zorn	Democratic Betsy B. Butts				
Salem	599	712	_____	_____	_____	_____
	<u>599</u>	<u>712</u>				

---

	<b>Registrar of Voters</b>		<b>Salisbury</b>			
	Republican Elizabeth H. Angus	Democratic Richard O. Walsh				
Salisbury	572	983				
	<u>572</u>	<u>983</u>				

---

	<b>Registrar of Voters</b>		<b>Scotland</b>			
	Republican Caroline E. Neborsky	Democratic Bonnie L. Miner				
Scotland	300	245				
	<u>300</u>	<u>245</u>				

---

	<b>Registrar of Voters</b>		<b>Seymour</b>			
	Republican Sara C. Brauer	Democratic Ronald A. Skurat				
Seymour	1,777	2,313				
	<u>1,777</u>	<u>2,313</u>				

---

	<b>Registrar of Voters</b>		<b>Shelton</b>			
	Republican Peter R. Pavone	Democratic John P. Bashar				
Shelton	6,609	4,966				
	<u>6,609</u>	<u>4,966</u>				

---

	<b>Registrar of Voters</b>		<b>Sherman</b>			
	Republican William B. Tiebout III	Democratic Kathleen M. Weiss				
Sherman	759	498				
	<u>759</u>	<u>498</u>				

---

**Registrar of Voters**

**Simsbury**

Republican  
Margaret C. Diachenko

Democratic  
Lois W. Calvert

Simsbury

5,251  

---

5,251

3,837  

---

3,837

**Registrar of Voters**

**Somers**

Republican  
Marjory R. Madden

Democratic  
Joan M. Rivard

Somers

1,641  

---

1,641

1,462  

---

1,462

**Registrar of Voters**

**Sprague**

Republican  
Patricia W. Amon

Democratic  
Kathleen Z. Boushee

Sprague

311  

---

311

615  

---

615

**Registrar of Voters**

**Sterling**

Republican  
Diane I. Etheridge

Democratic  
Dianna M. Firlik

Sterling

388  

---

388

375  

---

375

**Registrar of Voters**

**Stonington**

Republican  
Robin E. Miller

Democratic  
Teresa S. Grimes

Stonington

2,473  

---

2,473

3,506  

---

3,506

	Registrar of Voters		Suffield			
	Republican Judith A. Remington	Democratic Eileen B. Moncrief				
Suffield	2,415	1,659				
	<u>2,415</u>	<u>1,659</u>				

	Registrar of Voters		Thomaston			
	Republican Linda M. Volovski	Democratic Carol J. Hoebel				
Thomaston	1,366	1,102				
	<u>1,366</u>	<u>1,102</u>				

	Registrar of Voters		Thompson			
	Republican Ada G. Temple	Democratic James P. Kenney				
Thompson	1,048	1,338				
	<u>1,048</u>	<u>1,338</u>				

	Registrar of Voters		Tolland			
	Republican Kenneth R. Houck	Democratic R. Michael Wyman				
Tolland	2,244	2,571				
	<u>2,244</u>	<u>2,571</u>				

	Registrar of Voters		Torrington			
	Republican Amelia K. Waldron	Democratic John C. Ciesco				
Torrington	5,539	4,582				
	<u>5,539</u>	<u>4,582</u>				

**Registrar of Voters****Trumbull**

Republican  
William S. Holden

Democratic  
Nancy P. Phillips

Trumbull

6,7274,560

6,727

4,560

**Registrar of Voters****Union**

Republican  
Betty B. Vilandre

Democratic  
Carol A. Berner

Union

217121

217

121

**Registrar of Voters****Voluntown**

Republican  
Flora M. Harman

Democratic  
Diana M. Ingraham

Voluntown

334409

334

409

**Registrar of Voters****Wallingford**

Republican

Democratic  
Diana Hotchkiss

Wallingford

8,829

8,829

**Registrar of Voters****Waterbury**

Republican  
Nancy A. Vitarelli

Democratic  
Patricia M. Mulhall

Waterbury

8,88311,903

8,883

11,903

	Registrar of Voters		Waterford			
	Republican	Democratic				
	Jane B. Coville	Wendy O. Pias				
Waterford	2,774	3,548				
	<u>2,774</u>	<u>3,548</u>				

	Registrar of Voters		Watertown			
	Republican	Democratic				
	David C. Dalton	Walter A. LeMay				
Watertown	3,727	3,346				
	<u>3,727</u>	<u>3,346</u>				

	Registrar of Voters		West Hartford			
	Republican	Democratic				
	Selma L. Kaufman	Eileen S. Horan				
West Hartford	8,259	14,573				
	<u>8,259</u>	<u>14,573</u>				

	Registrar of Voters		Weston			
	Republican	Democratic				
	Eileen S. Buckley	Diane M. Lofthus				
Weston	1,806	1,356				
	<u>1,806</u>	<u>1,356</u>				

	Registrar of Voters		Westport			
	Republican	Democratic				
	Judith L. Raines	Nita S. Cohen				
Westport	4,161	4,527				
	<u>4,161</u>	<u>4,527</u>				



**Registrar of Voters**

**Willington**

Republican  
Judith R. Andersen

Democratic  
Nancy L. Vogel

Willington

762

1,062

762

1,062

**Registrar of Voters**

**Wilton**

Republican  
Clementina L. Gardner

Democratic  
Margaret A. Reeves

Wilton

3,401

2,416

3,401

2,416

**Registrar of Voters**

**Winchester**

Republican  
Walter J. St. Onge, Jr.

Democratic  
Caroline S. O'Brien

Winchester

1,428

1,553

1,428

1,553

**Registrar of Voters**

**Windham**

Republican  
Douglas A. Rapp, Jr.

Democratic  
William J. Sayers, Jr.

Windham

1,368

3,383

1,368

3,383

**Registrar of Voters**

**Windsor**

Republican  
Karen A. Andrews

Democratic  
Anita M. Mips

Windsor

3,154

5,731

3,154

5,731

**Registrar of Voters**

**Windsor Locks**

	Republican Sandra R. Hebert	Democratic Eleanor H. Leonard				
Windsor Locks	1,580	1,852				
	<u>1,580</u>	<u>1,852</u>				

**Registrar of Voters**

**Wolcott**

	Republican Eileen M. Watts-Bosco	Democratic Anne R. Forte				
Wolcott	2,453	3,074				
	<u>2,453</u>	<u>3,074</u>				

0 Votes for Registered Write-in Candidate Esther L. Medford

**Registrar of Voters**

**Woodbridge**

	Republican L. Christine Laydon	Democratic Beth Heller				
Woodbridge	1,399	1,871				
	<u>1,399</u>	<u>1,871</u>				

**Registrar of Voters**

**Woodstock**

	Republican Elizabeth L. Brooks	Democratic Constance T. Maynard				
Woodstock	1,403	1,173				
	<u>1,403</u>	<u>1,173</u>				

### Election Day Registration, Turnout and Absentee Ballot Statistics

Congressional District	*Names on Official Check List (Active)	*Number Checked as Having Voted	Percentage Checked as Having Voted	Number of *Absentee Ballots Received from Town Clerk	Number of *Absentee Ballots Rejected	Number of *Absentee Ballots Voted
CD 1	372,092	217,740	58.52%	10,043	133	9,910
CD 2	382,504	226,679	59.26%	9,310	141	9,169
CD 3	370,993	198,542	53.52%	8,524	163	8,361
CD 4	352,582	185,211	52.53%	9,063	83	8,980
CD 5	369,076	215,620	58.42%	10,725	181	10,544
	1,847,247	1,043,792	56.51%	47,665	701	46,964

\* Includes Overseas Ballot voters

### Election Day Registration, Turnout and Absentee Ballot Statistics

County	*Names on Official Check List (Active)	*Number Checked as Having Voted	Percentage Checked as Having Voted	Number of *Absentee Ballots Received from Town Clerk	Number of *Absentee Ballots Rejected	Number of *Absentee Ballots Voted
Fairfield	456,826	241,978	52.97%	11,519	136	11,383
Hartford	463,299	274,539	59.26%	12,481	165	12,316
Litchfield	110,258	67,853	61.54%	3,466	67	3,399
Middlesex	95,048	57,703	60.71%	2,600	34	2,566
New Haven	449,007	242,494	54.01%	11,083	206	10,877
New London	138,120	79,867	57.82%	3,467	38	3,429
Tolland	75,045	47,716	63.58%	1,955	33	1,922
Windham	59,644	31,642	53.05%	1,094	22	1,072
	1,847,247	1,043,792	56.51%	47,665	701	46,964

\* Includes Overseas Ballot voters

### Election Day Registration, Turnout and Absentee Ballot Statistics

	*Names on Official Check List (Active)	*Number Checked as Having Voted	Percentage Checked as Having Voted	Number of *Absentee Ballots Received from Town Clerk	Number of *Absentee Ballots Rejected	Number of *Absentee Ballots Voted
<b>Statewide TOTALS</b>	<b>1,847,247</b>	<b>1,043,792</b>	<b>56.51%</b>	<b>47,665</b>	<b>701</b>	<b>46,964</b>
Andover	1,959	1,268	64.73%	44	0	44
Ansonia	9,333	4,848	51.94%	164	3	161
Ashford	2,476	1,549	62.56%	38	0	38
Avon	10,479	7,346	70.10%	442	2	440
Barkhamsted	2,291	1,471	64.21%	48	1	47
Beacon Falls	3,199	2,184	68.27%	84	1	83
Berlin	11,739	7,624	64.95%	370	5	365
Bethany	3,472	2,225	64.08%	84	1	83
Bethel	10,707	5,854	54.67%	242	3	239
Bethlehem	2,647	1,669	63.05%	75	0	75
Bloomfield	12,842	7,342	57.17%	510	12	498
Bolton	3,180	2,203	69.28%	65	0	65
Bozrah	1,608	1,058	65.80%	42	0	42
Branford	17,571	9,945	56.60%	465	6	459
Bridgeport	49,788	19,588	39.34%	729	14	715
Bridgewater	1,411	842	59.67%	42	0	42
Bristol	29,735	16,540	55.62%	622	19	603
Brookfield	9,893	5,755	58.17%	218	1	217
Brooklyn	4,024	2,095	52.06%	65	1	64
Burlington	5,554	3,433	61.81%	105	0	105
Canaan	702	440	62.68%	34	0	34
Canterbury	3,044	1,709	56.14%	51	1	50
Canton	5,606	3,795	67.70%	148	0	148
Chaplin	1,294	778	60.12%	18	0	18
Cheshire	16,511	10,912	66.09%	558	9	549
Chester	2,441	1,599	65.51%	71	1	70
Clinton	8,111	4,765	58.75%	191	6	185
Colchester	8,093	4,824	59.61%	162	1	161
Colebrook	1,039	698	67.18%	35	2	33
Columbia	3,225	2,253	69.86%	75	1	74
Cornwall	967	691	71.46%	60	0	60
Coventry	6,830	4,036	59.09%	119	0	119
Cromwell	8,191	4,876	59.53%	250	2	248
Danbury	30,302	15,767	52.03%	820	33	787
Darien	11,379	6,765	59.45%	449	6	443

### Election Day Registration, Turnout and Absentee Ballot Statistics

	*Names on Official Check List (Active)	*Number Checked as Having Voted	Percentage Checked as Having Voted	Number of *Absentee Ballots Received from Town Clerk	Number of *Absentee Ballots Rejected	Number of *Absentee Ballots Voted
Deep River	2,932	1,862	63.51%	78	0	78
Derby	6,170	3,453	55.96%	107	0	107
Durham	4,480	3,000	66.96%	120	0	120
East Granby	2,954	1,886	63.85%	57	1	56
East Haddam	5,050	3,268	64.71%	126	1	125
East Hampton	7,527	4,224	56.12%	112	1	111
East Hartford	24,576	12,832	52.21%	436	11	425
East Haven	15,250	7,842	51.42%	436	5	431
East Lyme	10,523	6,327	60.13%	316	7	309
East Windsor	5,690	3,096	54.41%	131	0	131
Eastford	1,009	699	69.28%	30	0	30
Easton	4,842	2,704	55.84%	105	0	105
Ellington	7,713	4,438	57.54%	130	2	128
Enfield	24,952	13,739	55.06%	370	12	358
Essex	4,311	2,951	68.45%	153	4	149
Fairfield	32,521	18,341	56.40%	893	6	887
Farmington	14,734	10,051	68.22%	553	2	551
Franklin	1,192	769	64.51%	33	0	33
Glastonbury	20,588	14,998	72.85%	723	14	709
Goshen	1,806	1,246	68.99%	70	2	68
Granby	6,781	4,066	59.96%	113	0	113
Greenwich	32,973	18,353	55.66%	1,072	2	1,070
Griswold	5,869	3,043	51.85%	70	0	70
Groton	17,797	9,714	54.58%	498	9	489
Guilford	14,283	8,302	58.13%	335	2	333
Haddam	5,145	3,040	59.09%	113	2	111
Hamden	31,160	17,703	56.81%	908	65	843
Hampton	1,098	751	68.40%	27	1	26
Hartford	44,563	17,406	39.06%	978	10	968
Hartland	1,428	791	55.39%	22	0	22
Harwinton	3,612	2,334	64.62%	66	0	66
Hebron	5,539	3,448	62.25%	79	1	78
Kent	1,850	1,176	63.57%	77	2	75
Killingly	7,906	3,806	48.14%	127	2	125
Killingworth	4,169	2,567	61.57%	105	3	102
Lebanon	4,223	2,636	62.42%	100	1	99

### Election Day Registration, Turnout and Absentee Ballot Statistics

	*Names on Official Check List (Active)	*Number Checked as Having Voted	Percentage Checked as Having Voted	Number of *Absentee Ballots Received from Town Clerk	Number of *Absentee Ballots Rejected	Number of *Absentee Ballots Voted
Ledyard	7,954	4,756	59.79%	180	0	180
Lisbon	2,379	1,429	60.07%	52	2	50
Litchfield	5,823	4,156	71.37%	230	6	224
Lyme	1,633	1,102	67.48%	65	0	65
Madison	12,432	7,944	63.90%	475	5	470
Manchester	29,270	18,254	62.36%	888	5	883
Mansfield	7,671	4,789	62.43%	236	6	230
Marlborough	3,781	2,633	69.64%	116	1	115
Meriden	29,662	15,876	53.52%	830	13	817
Middlebury	4,240	3,156	74.43%	123	2	121
Middlefield	2,952	1,995	67.58%	101	0	101
Middletown	23,198	13,055	56.28%	658	6	652
Milford	29,891	16,932	56.65%	545	1	544
Monroe	11,966	6,151	51.40%	227	2	225
Montville	8,591	5,187	60.38%	157	1	156
Morris	1,487	1,013	68.12%	63	1	62
Naugatuck	15,882	8,455	53.24%	317	10	307
New Britain	27,762	14,888	53.63%	766	8	758
New Canaan	11,292	6,461	57.22%	386	7	379
New Fairfield	8,432	4,753	56.37%	184	1	183
New Hartford	4,111	2,645	64.34%	86	0	86
New Haven	53,472	21,513	40.23%	1,049	21	1,028
New London	9,835	5,151	52.37%	239	3	236
New Milford	15,671	8,384	53.50%	326	5	321
Newington	18,455	11,275	61.09%	533	4	529
Newtown	14,657	8,671	59.16%	316	1	315
Norfolk	1,039	698	67.18%	62	4	58
North Branford	8,251	4,248	51.48%	127	9	118
North Canaan	1,681	1,028	61.15%	59	1	58
North Haven	14,858	9,379	63.12%	384	7	377
North Stonington	3,086	1,854	60.08%	55	1	54
Norwalk	41,856	20,706	49.47%	754	1	753
Norwich	17,978	9,306	51.76%	407	1	406
Old Lyme	5,674	3,467	61.10%	187	0	187
Old Saybrook	6,988	4,399	62.95%	246	2	244
Orange	9,277	5,513	59.43%	220	1	219

### Election Day Registration, Turnout and Absentee Ballot Statistics

	*Names on Official Check List (Active)	*Number Checked as Having Voted	Percentage Checked as Having Voted	Number of *Absentee Ballots Received from Town Clerk	Number of *Absentee Ballots Rejected	Number of *Absentee Ballots Voted
Oxford	6,338	3,577	56.44%	76	0	76
Plainfield	8,037	4,062	50.54%	87	1	86
Plainville	9,312	5,601	60.15%	178	3	175
Plymouth	6,743	3,516	52.14%	106	1	105
Pomfret	2,388	1,650	69.10%	108	1	107
Portland	5,825	3,510	60.26%	155	3	152
Preston	3,021	1,741	57.63%	63	0	63
Prospect	5,504	3,275	59.50%	96	0	96
Putnam	4,410	2,214	50.20%	102	3	99
Redding	5,617	3,322	59.14%	163	0	163
Ridgefield	15,696	8,372	53.34%	446	3	443
Rocky Hill	10,363	6,592	63.61%	368	6	362
Roxbury	1,590	1,067	67.11%	79	0	79
Salem	2,298	1,424	61.97%	35	1	34
Salisbury	2,501	1,685	67.37%	193	18	175
Scotland	925	592	64.00%	14	0	14
Seymour	8,322	4,629	55.62%	142	0	142
Sharon	1,805	1,120	62.05%	90	0	90
Shelton	22,266	12,890	57.89%	569	6	563
Sherman	2,318	1,365	58.89%	76	5	71
Simsbury	15,603	10,077	64.58%	566	9	557
Somers	5,415	3,431	63.36%	141	1	140
South Windsor	14,945	10,608	70.98%	496	2	494
Southbury	13,004	8,153	62.70%	521	4	517
Southington	25,172	15,117	60.05%	571	3	568
Sprague	1,594	993	62.30%	67	2	65
Stafford	6,947	4,529	65.19%	312	10	302
Stamford	55,830	28,916	51.79%	1,599	26	1,573
Sterling	1,547	826	53.39%	18	0	18
Stonington	11,489	6,841	59.54%	369	2	367
Stratford	28,977	15,109	52.14%	511	6	505
Suffield	7,977	4,488	56.26%	199	5	194
Thomaston	4,572	2,842	62.16%	100	3	97
Thompson	4,950	2,643	53.39%	81	1	80
Tolland	8,501	5,380	63.29%	179	2	177
Torrington	18,103	11,339	62.64%	806	8	798



### Election Day Registration, Turnout and Absentee Ballot Statistics

	*Names on Official Check List (Active)	*Number Checked as Having Voted	Percentage Checked as Having Voted	Number of *Absentee Ballots Received from Town Clerk	Number of *Absentee Ballots Rejected	Number of *Absentee Ballots Voted
Trumbull	22,949	13,040	56.82%	575	3	572
Union	488	360	73.77%	9	2	7
Vernon	14,399	9,535	66.22%	520	8	512
Voluntown	1,446	839	58.02%	13	0	13
Wallingford	25,696	15,063	58.62%	800	2	798
Warren	793	532	67.09%	25	1	24
Washington	2,150	1,561	72.60%	109	7	102
Waterbury	51,990	24,418	46.97%	1,357	35	1,322
Waterford	11,837	7,406	62.57%	357	7	350
Watertown	13,243	8,212	62.01%	230	4	226
West Hartford	37,392	24,944	66.71%	1,259	25	1,234
West Haven	27,993	13,058	46.65%	482	4	478
Westbrook	3,728	2,592	69.53%	121	3	118
Weston	6,052	3,353	55.40%	225	1	224
Westport	15,925	9,521	59.79%	610	7	603
Wethersfield	16,813	11,144	66.28%	415	3	412
Willington	3,178	2,046	64.38%	46	0	46
Wilton	10,588	6,221	58.76%	350	2	348
Winchester	6,732	3,406	50.59%	202	0	202
Windham	11,929	5,463	45.80%	213	6	207
Windsor	17,289	9,967	57.65%	432	2	430
Windsor Locks	6,944	4,006	57.69%	114	1	113
Wolcott	9,844	6,230	63.29%	254	0	254
Woodbridge	5,402	3,661	67.77%	144	0	144
Woodbury	5,889	4,082	69.32%	193	1	192
Woodstock	4,607	2,805	60.89%	115	5	110
	1,847,247	1,043,792	56.51%	47,665	701	46,964

\* Includes Overseas Ballot voters

STATE OF CONNECTICUT  
OFFICE OF THE SECRETARY OF THE STATE

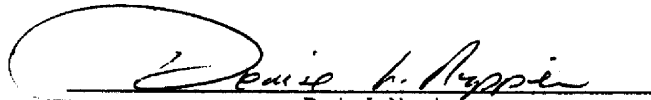
We, the undersigned, having canvassed the Returns of the Presiding Officers of the Electors' Meetings  
in the several towns of this State, hereby declare

**JOHN G. ROWLAND**

elected GOVERNOR of the State of Connecticut for the term of four years from the  
Wednesday following the first Monday of January,  
Two Thousand Three.

Dated in Hartford, Connecticut  
this twenty-seventh day of November  
Two Thousand Two

  
Susan Bysiewicz  
Secretary of the State

  
Denise L. Nappier  
Treasurer

  
Mark E. Ojakian  
Deputy Comptroller


STATE OF CONNECTICUT  
OFFICE OF THE SECRETARY OF THE STATE

We, the undersigned, having canvassed the Returns of the Presiding Officers of the Electors' Meetings  
in the several towns of this State, hereby declare


**M. JODI RELL**

elected LIEUTENANT GOVERNOR of the State of Connecticut for the term of four years  
from the Wednesday following the first Monday of January,  
Two Thousand Three.

Dated in Hartford, Connecticut  
this twenty-seventh day of November  
Two Thousand Two



Susan Bysiewicz  
Secretary of the State



Denise L. Nappier  
Treasurer



Mark E. Ojakian  
Deputy Comptroller

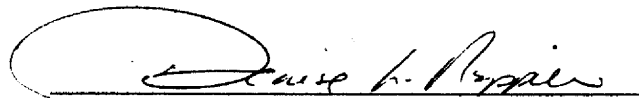
STATE OF CONNECTICUT  
OFFICE OF THE SECRETARY OF THE STATE

We, the undersigned, having canvassed the Returns of the Presiding Officers of the Electors' Meetings  
in the several towns of this State, hereby declare

**SUSAN BYSIEWICZ**

elected SECRETARY OF THE STATE of the State of Connecticut for the term of four years  
from the Wednesday following the first Monday of January,  
Two Thousand Three.

Dated in Hartford, Connecticut  
this twenty-seventh day of November  
Two Thousand Two

  
Denise L. Nappier  
Treasurer

  
Mark E. Ojakian  
Deputy Comptroller


STATE OF CONNECTICUT  
OFFICE OF THE SECRETARY OF THE STATE

We, the undersigned, having canvassed the Returns of the Presiding Officers of the Electors' Meetings  
in the several towns of this State, hereby declare

**DENISE L. NAPPIER**

elected TREASURER of the State of Connecticut for the term of four years from the  
Wednesday following the first Monday of January,  
Two Thousand Three.

Dated in Hartford, Connecticut  
this twenty-seventh day of November  
Two Thousand Two



Susan Bysiewicz  
Secretary of the State



Mark E. Ojakian  
Deputy Comptroller


STATE OF CONNECTICUT  
OFFICE OF THE SECRETARY OF THE STATE


We, the undersigned, having canvassed the Returns of the Presiding Officers of the Electors' Meetings  
in the several towns of this State, hereby declare

**NANCY WYMAN**

elected COMPTROLLER of the State of Connecticut for the term of four years from the  
Wednesday following the first Monday of January,  
Two Thousand Three.

Dated in Hartford, Connecticut  
this twenty-seventh day of November  
Two Thousand Two

  
Susan Bysiewicz  
Secretary of the State

  
Denise L. Nappier  
Treasurer


STATE OF CONNECTICUT  
OFFICE OF THE SECRETARY OF THE STATE

We, the undersigned, having canvassed the Returns of the Presiding Officers of the Electors' Meetings  
in the several towns of this State, hereby declare


**RICHARD BLUMENTHAL**

elected ATTORNEY GENERAL of the State of Connecticut for the term of four years from  
the Wednesday following the first Monday of January,  
Two Thousand Three.

Dated in Hartford, Connecticut  
this twenty-seventh day of November  
Two Thousand Two



Susan Bysiewicz  
Secretary of the State



Denise L. Nappier  
Treasurer



Mark E. Ojakian  
Deputy Comptroller


STATE OF CONNECTICUT


OFFICE OF THE SECRETARY OF THE STATE

We, the undersigned, having canvassed the Returns of the Presiding Officers of the Electors' Meetings in the towns comprising the several Congressional Districts of this State, hereby declare the following named persons elected REPRESENTATIVES in the ONE HUNDRED EIGHTH CONGRESS of the United States for the term of two years from 12:00 noon on the 3rd day of January, Two Thousand Three:

Congressional District	Name
1	John E. Larson
2	Rob Simmons
3	Rosa L. DeLauro
4	Christopher Shays
5	Nancy Johnson

Dated in Hartford, Connecticut  
this twenty-seventh day of November  
Two Thousand Two

  
Susan Bysiewicz  
Secretary of the State

  
Denise L. Nappier  
Treasurer

  
Mark E. Ojakian  
Deputy Comptroller





**STATE OF CONNECTICUT**  
**OFFICE OF THE SECRETARY OF THE STATE**

We, the undersigned, having canvassed the Returns of the Presiding Officers of the Electors' Meetings in the towns comprising the different Senatorial Districts of this State, hereby declare the following named persons elected STATE SENATORS for the term of two years from the Wednesday following the first Monday of January, Two Thousand Three:

<u>Senatorial District</u>	<u>NAME</u>	<u>Senatorial District</u>	<u>NAME</u>
1	John W. Fonfara	19	Edith G. Prague
2	Eric D. Coleman	20	Melodie Peters
3	Gary D. LeBeau	21	George L. "Doc" Gunther
4	Mary Ann Handley	22	Bill Finch
5	Kevin B. Sullivan	23	Alvin W. Penn
6	Donald J. DeFronzo	24	David J. Cappiello
7	John A. Kissel	25	Robert L. Genuario
8	Thomas J. Herlihy	26	Judith G. Freedman
9	Biagio Billy Ciotto	27	Andrew J. McDonald
10	Toni N. Harp	28	John McKinney
11	Martin M. Looney	29	Donald E. Williams, Jr.
12	William A. Aniskovich	30	Andrew Roraback
13	Thomas P. Gaffey	31	Tom Colapietro
14	Win Smith Jr.	32	Louis C. DeLuca
15	Joan V. Hartley	33	Eileen M. Daily
16	Christopher S. Murphy	34	Leonard Fasano
17	Joe Crisco	35	Tony Guglielmo
18	Cathy Welles Cook	36	William H. Nickerson

Dated in Hartford, Connecticut  
this twenty-seventh day of November  
Two Thousand Two

  
Susan Bysiewicz  
Secretary of the State

  
Denise L. Nappier  
Treasurer

  
Mark E. Ojakian  
Deputy Comptroller

STATE OF CONNECTICUT  
OFFICE OF THE SECRETARY OF THE STATE

We, the undersigned, having canvassed the Returns of the Presiding Officers of the Electors' Meetings in the towns comprising the different Assembly Districts of this State, hereby declare the following named persons elected STATE REPRESENTATIVES for the term of two years from the Wednesday following the first Monday of January, Two Thousand Three:

<u>Assembly District</u>	<u>NAME</u>	<u>Assembly District</u>	<u>NAME</u>
1	Kenneth P. Green	28	Paul R. Doyle
2	Hank Bielawa	29	Antonio "Tony" Guerrero
3	Minnie Gonzalez	30	Bob Peters
4	Evelyn C. Mantilla	31	Sonya (Sonny) Googins
5	Marie Lopez Kirkley-Bey	32	Jim O'Rourke
6	Art J. Feltman	33	Joseph C. Serra
7	Annette Wheeler Carter	34	Gail K. Hamm
8	Joan A. Lewis	35	Brian J. O'Connor
9	Christopher R. Stone	36	James Field Spallone
10	Melody A. Currey	37	Gary Orefice
11	Michael A. Christ	38	Andrea L. Stillman
12	Ryan P. Barry	39	Wade A. Hyslop, Jr.
13	John W. Thompson	40	Edward E. Moukawsher
14	Nancy E. Kerensky	41	Lenny T. Winkler
15	Faith McMahon	42	Bob Congdon
16	Robert Heagney	43	Diana S. Urban
17	Kevin Witkos	44	Michael A. Caron
18	Andrew M. Fleischmann	45	Steven Mikutel
19	Robert Farr	46	Melissa Olson
20	David McCluskey	47	Jack Malone
21	Demetrios Giannaros	48	Linda A. Orange
22	Elizabeth "Betty" Boukus	49	Walter M. Pawelkiewicz
23	Marilyn Giuliano	50	Jefferson B. Davis
24	Tim O'Brien	51	Shawn T. Johnston
25	John C. Geragosian	52	Penny Bacchiochi
26	Anthony J. Tercyak	53	Michael J. Cardin
27	Sandy Nafis	54	Denise Merrill

<u>Assembly District</u>	<u>NAME</u>	<u>Assembly District</u>	<u>NAME</u>
55	Pamela Z. Sawyer	89	Vickie Orsini Nardello
56	Claire Janowski	90	Mary G. Fritz
57	Ted C. Graziani	91	Peter F. Villano
58	Kathleen M. Tallarita	92	Patricia A. Dillon
59	Stephen M. Jarmoc	93	Toni E. Walker
60	Peggy Sayers	94	William R. Dyson
61	Ruth C. Fahrbach	95	Juan R. Candelaria
62	Richard F. Ferrari	96	Cameron C. Staples
63	George M. Wilber	97	Robert Megna
64	Roberta B. Willis	98	Patricia M. Widlitz
65	Anne L. Ruwet	99	Mike Lawlor
66	Craig Miner	100	Raymond C. Kalinowski
67	Clark J. Chapin	101	Peter Metz
68	Brian J. Flaherty	102	Peter J. Panaroni, Jr.
69	Arthur J. O'Neill	103	Alfred C. Adinolfi
70	Kevin M. DelGobbo	104	Vincent J. Tonucci
71	Anthony J. D'Amelio	105	Len Greene
72	Reginald G. Beamon	106	Julia B. Wasserman
73	Jeffrey J. Berger	107	David A. Scribner
74	Selim Noujaim	108	Mary Ann Carson
75	Thomas F. Conway	109	Lew Wallace
76	John E. Piscopo	110	Bob Godfrey
77	Roger B. Michele	111	John H. Frey
78	William A. Hamzy	112	DebraLee Hovey
79	Kosta Diamantis	113	Richard O. Belden
80	John "Corky" Mazurek	114	Themis Klarides
81	Bruce "Zeke" Zalaski	115	Stephen D. Dargan
82	Emil "Buddy" Altobello	116	Louis P. Esposito, Jr.
83	Jim Abrams	117	Ray Collins
84	Christopher G. Donovan	118	James A. Amann
85	Mary M. Mushinsky	119	Richard F. Roy
86	Robert M. Ward	120	John A. Harkins
87	Steve Fontana	121	Terry Backer
88	J. Brendan Sharkey	122	Lawrence G. Miller