

STATE OF CONNECTICUT
SECRETARY OF THE STATE

STATEMENT OF VOTE

GENERAL ELECTION

November 5, 2002

TABULATED FROM RETURNS AS
RECORDED BY THE MODERATORS
AND FILED WITH THE OFFICE OF
SECRETARY OF THE STATE

PRINTED IN COMPLIANCE WITH STATUTE

HARTFORD

Registrar of Voters

Franklin

Republican
Valerie E. Matters

Democratic
Donald L. Moll

Franklin

368

323

368

323

Registrar of Voters

Glastonbury

Republican
Mary Foley

Democratic
Mary Eleanor Kimball

Glastonbury

7,137

5,789

7,137

5,789

Registrar of Voters

Goshen

Republican
Lavinia F. Breakell

Democratic
Patricia N. Goldberg

Goshen

810

337

810

337

Registrar of Voters

Granby

Republican
Doris S. Ellis

Democratic
Katharine L. Riley

Granby

2,143

1,537

2,143

1,537

Registrar of Voters

Greenwich

Republican
Veronica Baron Musca

Democratic
Sharon B. Vecchiolla

Greenwich

8,770

6,382

8,770

6,382

Registrar of Voters**Griswold**

	Republican Carol B. Seaman	Democratic Mary Gromko				
Griswold	1,140	1,571				
	<u>1,140</u>	<u>1,571</u>				

Registrar of Voters**Guilford**

	Republican Grace Helen Quinlan	Democratic Anne C. Weir				
Guilford	3,650	3,818				
	<u>3,650</u>	<u>3,818</u>				

Registrar of Voters**Hamden**

	Republican Anthony V. Esposito	Democratic Margaret E. Rae				
Hamden	5,361	9,843				
	<u>5,361</u>	<u>9,843</u>				

Registrar of Voters**Hampton**

	Republican Katherine Newcombe	Democratic Dayna McDermott				
Hampton	360	331				
	<u>360</u>	<u>331</u>				

Registrar of Voters**Harwinton**

	Republican Therese A. Mirsky	Democratic Candace L. Crawford				
Harwinton	1,270	741				
	<u>1,270</u>	<u>741</u>				

Registrar of Voters

Lebanon

Republican
Corinne G. Nichols

Democratic
Mary Beth Yarnac

Lebanon

1,063

1,301

1,063

1,301

Registrar of Voters

Ledyard

Republican
Nancy K. Lozier

Democratic
Hazel M. Gorman

Ledyard

2,147

2,079

2,147

2,079

Registrar of Voters

Lyme

Republican
Richard L. Gustafson

Democratic
Nancy L. Roche

Lyme

601

446

601

446

Registrar of Voters

Madison

Republican
Gail M. Snow

Democratic
Christine M. Hjerpe

Madison

4,104

2,840

4,104

2,840

Registrar of Voters

Mansfield

Republican
Beverly Mann Miela

Democratic
Mary Stanton

Mansfield

1,191

3,195

1,191

3,195

Registrar of Voters**Marlborough**

	Republican Charlene M. Garnett	Democratic Barbara G. Brewer				
Marlborough	1,170	1,156				
	<u>1,170</u>	<u>1,156</u>				

Registrar of Voters**Meriden**

	Republican Lillian Toni Soboleski	Democratic Maureen E. Flynn				
Meriden	6,067	7,831				
	<u>6,067</u>	<u>7,831</u>				

14 Votes for Registered Write-in Candidate Donna L. Bridgett

Registrar of Voters**Middlebury**

	Republican Nancy S. Robison	Democratic Virginia Whiteley				
Middlebury	1,965	857				
	<u>1,965</u>	<u>857</u>				

Registrar of Voters**Middlefield**

	Republican Barbara S. Rowe	Democratic Barbara Jean DiMauro				
Middlefield	823	987				
	<u>823</u>	<u>987</u>				

Registrar of Voters**Middletown**

	Republican Janice A. Gionfriddo	Democratic Sandra L. Faraci				
Middletown	4,166	6,831				
	<u>4,166</u>	<u>6,831</u>				

Registrar of Voters**Milford**

	Republican Rose I. Scarpa	Democratic Mary L. Tamas				
Milford	8,151	6,646	_____	_____	_____	_____
	<u>8,151</u>	<u>6,646</u>				

Registrar of Voters**Monroe**

	Republican Jeanette Benson	Democratic Vivian N. Capocitti				
Monroe	3,212	2,269	_____	_____	_____	_____
	<u>3,212</u>	<u>2,269</u>				

Registrar of Voters**Montville**

	Republican Mary E. Clark-Wilson	Democratic Lorraine A. Elliott				
Montville	2,022	2,580	_____	_____	_____	_____
	<u>2,022</u>	<u>2,580</u>				

Registrar of Voters**Naugatuck**

	Republican Nancy A. Stuber	Democratic Louise L. Sheedy				
Naugatuck	3,717	3,430	_____	_____	_____	_____
	<u>3,717</u>	<u>3,430</u>				

Registrar of Voters**New Canaan**

	Republican Robert L. Shafter	Democratic George F. Cody				
New Canaan	4,333	1,646	_____	_____	_____	_____
	<u>4,333</u>	<u>1,646</u>				

	Registrar of Voters		New Milford			
	Republican Barbara B. Hyatt	Democratic Helen A. Cherney				
New Milford	4,424	2,693				
	<u>4,424</u>	<u>2,693</u>				

	Registrar of Voters		Newington			
	Republican Linda B. Cultrera	Democratic Marie M. Fox				
Newington	3,505	6,111				
	<u>3,505</u>	<u>6,111</u>				

	Registrar of Voters		North Branford Dist.1			
	Republican Ann B. Zimmer	Democratic Karen M. Gorman				
North Branford part	973	1,018				
	<u>973</u>	<u>1,018</u>				

	Registrar of Voters		North Branford Dist.2			
	Republican Paulette C. Hart	Democratic Judith Esposito				
North Branford part	837	885				
	<u>837</u>	<u>885</u>				

	Registrar of Voters		North Haven			
	Republican Frank J. Riggs	Democratic Gerald A. Feinberg				
North Haven	5,074	2,924				
	<u>5,074</u>	<u>2,924</u>				

Registrar of Voters

North Stonington

Republican
Gladys I. Chase

Democratic
Eleanor M. Johnson

North Stonington

732

926

732

926

Registrar of Voters

Norwalk

Republican
Karen Doyle Lyons

Democratic
Betty J. Bondi

Norwalk

8,849

9,721

8,849

9,721

Registrar of Voters

Norwich

Republican
Gerald E. Kortfelt

Democratic
Nancy A. DiPietro

Norwich

2,095

6,090

2,095

6,090

Registrar of Voters

Old Lyme

Republican
Roderick M. White

Democratic
Patricia M. McCarthy

Old Lyme

1,361

1,902

1,361

1,902

Registrar of Voters

Orange

Republican
Mary P. DeVito

Democratic
Carmela N. Apuzzo

Orange

2,915

2,109

2,915

2,109

	Registrar of Voters		Oxford			
	Republican Linda J. Crowe	Democratic Dorothy M. Bartimole				
Oxford	1,833	1,357				
	<u>1,833</u>	<u>1,357</u>				

	Registrar of Voters		Plainfield			
	Republican Sonia S. Chapman	Democratic Irene A. Bessette				
Plainfield	1,521	2,091				
	<u>1,521</u>	<u>2,091</u>				

	Registrar of Voters		Plymouth			
	Republican Janet H. Manyak	Democratic Cheryl J. Giancesini				
Plymouth	1,452	1,585				
	<u>1,452</u>	<u>1,585</u>				

	Registrar of Voters		Portland			
	Republican Pauline J. Newmann	Democratic Karen J. Soboleski				
Portland	1,120	1,986				
	<u>1,120</u>	<u>1,986</u>				

	Registrar of Voters		Preston			
	Republican Susan P. Nysten	Democratic Barbara B. Ware				
Preston	728	758				
	<u>728</u>	<u>758</u>				

	Registrar of Voters		Prospect			
	Republican Kathleen Vander Eyk	Democratic Geraldine R. Finley				
Prospect	1,927	929				
	<u>1,927</u>	<u>929</u>				

	Registrar of Voters		Redding			
	Republican Doris B. Nobes	Democratic Elizabeth D. Licarie				
Redding	1,650	1,412				
	<u>1,650</u>	<u>1,412</u>				

	Registrar of Voters		Ridgefield			
	Republican Hope S. Wise	Democratic Cynthia A. Bruno				
Ridgefield	4,518	3,197				
	<u>4,518</u>	<u>3,197</u>				

	Registrar of Voters		Rocky Hill			
	Republican Patricia E. Beyer	Democratic Janet W. Viggiano				
Rocky Hill	2,282	3,306				
	<u>2,282</u>	<u>3,306</u>				

	Registrar of Voters		Salem			
	Republican Deborah L. Zorn	Democratic Betsy B. Butts				
Salem	599	712				
	<u>599</u>	<u>712</u>				

	Registrar of Voters		Salisbury			
	Republican Elizabeth H. Angus	Democratic Richard O. Walsh				
Salisbury	572	983				
	<u>572</u>	<u>983</u>				

	Registrar of Voters		Scotland			
	Republican Caroline E. Neborsky	Democratic Bonnie L. Miner				
Scotland	300	245				
	<u>300</u>	<u>245</u>				

	Registrar of Voters		Seymour			
	Republican Sara C. Brauer	Democratic Ronald A. Skurat				
Seymour	1,777	2,313				
	<u>1,777</u>	<u>2,313</u>				

	Registrar of Voters		Shelton			
	Republican Peter R. Pavone	Democratic John P. Bashar				
Shelton	6,609	4,966				
	<u>6,609</u>	<u>4,966</u>				

	Registrar of Voters		Sherman			
	Republican William B. Tiebout III	Democratic Kathleen M. Weiss				
Sherman	759	498				
	<u>759</u>	<u>498</u>				

Registrar of Voters

Simsbury

Republican
Margaret C. Diachenko

Democratic
Lois W. Calvert

Simsbury

5,251

3,837

5,251

3,837

Registrar of Voters

Somers

Republican
Marjory R. Madden

Democratic
Joan M. Rivard

Somers

1,641

1,462

1,641

1,462

Registrar of Voters

Sprague

Republican
Patricia W. Amon

Democratic
Kathleen Z. Boushee

Sprague

311

615

311

615

Registrar of Voters

Sterling

Republican
Diane I. Etheridge

Democratic
Dianna M. Firlik

Sterling

388

375

388

375

Registrar of Voters

Stonington

Republican
Robin E. Miller

Democratic
Teresa S. Grimes

Stonington

2,473

3,506

2,473

3,506

	Registrar of Voters		Suffield			
	Republican Judith A. Remington	Democratic Eileen B. Moncrief				
Suffield	2,415	1,659				
	<u>2,415</u>	<u>1,659</u>				

	Registrar of Voters		Thomaston			
	Republican Linda M. Volovski	Democratic Carol J. Hoebel				
Thomaston	1,366	1,102				
	<u>1,366</u>	<u>1,102</u>				

	Registrar of Voters		Thompson			
	Republican Ada G. Temple	Democratic James P. Kenney				
Thompson	1,048	1,338				
	<u>1,048</u>	<u>1,338</u>				

	Registrar of Voters		Tolland			
	Republican Kenneth R. Houck	Democratic R. Michael Wyman				
Tolland	2,244	2,571				
	<u>2,244</u>	<u>2,571</u>				

	Registrar of Voters		Torrington			
	Republican Amelia K. Waldron	Democratic John C. Ciesco				
Torrington	5,539	4,582				
	<u>5,539</u>	<u>4,582</u>				

Registrar of Voters**Trumbull**

Republican
William S. Holden

Democratic
Nancy P. Phillips

Trumbull

6,727

4,560

6,7274,560**Registrar of Voters****Union**

Republican
Betty B. Vilandre

Democratic
Carol A. Berner

Union

217

121

217121**Registrar of Voters****Voluntown**

Republican
Flora M. Harman

Democratic
Diana M. Ingraham

Voluntown

334

409

334409**Registrar of Voters****Wallingford**

Republican

Democratic
Diana Hotchkiss

Wallingford

8,829

8,829**Registrar of Voters****Waterbury**

Republican
Nancy A. Vitarelli

Democratic
Patricia M. Mulhall

Waterbury

8,883

11,903

8,88311,903

	Registrar of Voters		Waterford			
	Republican Jane B. Coville	Democratic Wendy O. Pias				
Waterford	2,774	3,548				
	<u>2,774</u>	<u>3,548</u>				

	Registrar of Voters		Watertown			
	Republican David C. Dalton	Democratic Walter A. LeMay				
Watertown	3,727	3,346				
	<u>3,727</u>	<u>3,346</u>				

	Registrar of Voters		West Hartford			
	Republican Selma L. Kaufman	Democratic Eileen S. Horan				
West Hartford	8,259	14,573				
	<u>8,259</u>	<u>14,573</u>				

	Registrar of Voters		Weston			
	Republican Eileen S. Buckley	Democratic Diane M. Lofthus				
Weston	1,806	1,356				
	<u>1,806</u>	<u>1,356</u>				

	Registrar of Voters		Westport			
	Republican Judith L. Raines	Democratic Nita S. Cohen				
Westport	4,161	4,527				
	<u>4,161</u>	<u>4,527</u>				

Registrar of Voters

Willington

Republican
Judith R. Andersen

Democratic
Nancy L. Vogel

Willington

762

1,062

762

1,062

Registrar of Voters

Wilton

Republican
Clementina L. Gardner

Democratic
Margaret A. Reeves

Wilton

3,401

2,416

3,401

2,416

Registrar of Voters

Winchester

Republican
Walter J. St. Onge, Jr.

Democratic
Caroline S. O'Brien

Winchester

1,428

1,553

1,428

1,553

Registrar of Voters

Windham

Republican
Douglas A. Rapp, Jr.

Democratic
William J. Sayers, Jr.

Windham

1,368

3,383

1,368

3,383

Registrar of Voters

Windsor

Republican
Karen A. Andrews

Democratic
Anita M. Mips

Windsor

3,154

5,731

3,154

5,731

	Registrar of Voters		Windsor Locks			
	Republican Sandra R. Hebert	Democratic Eleanor H. Leonard				
Windsor Locks	1,580	1,852				
	<u>1,580</u>	<u>1,852</u>				

	Registrar of Voters		Wolcott			
	Republican Eileen M. Watts-Bosco	Democratic Anne R. Forte				
Wolcott	2,453	3,074				
	<u>2,453</u>	<u>3,074</u>				
0 Votes for Registered Write-in Candidate Esther L. Medford						

	Registrar of Voters		Woodbridge			
	Republican L. Christine Laydon	Democratic Beth Heller				
Woodbridge	1,399	1,871				
	<u>1,399</u>	<u>1,871</u>				

	Registrar of Voters		Woodstock			
	Republican Elizabeth L. Brooks	Democratic Constance T. Maynard				
Woodstock	1,403	1,173				
	<u>1,403</u>	<u>1,173</u>				

Election Day Registration, Turnout and Absentee Ballot Statistics

Congressional District	*Names on Official Check List (Active)	*Number Checked as Having Voted	Percentage Checked as Having Voted	Number of *Absentee Ballots Received from Town Clerk	Number of *Absentee Ballots Rejected	Number of *Absentee Ballots Voted
CD 1	372,092	217,740	58.52%	10,043	133	9,910
CD 2	382,504	226,679	59.26%	9,310	141	9,169
CD 3	370,993	198,542	53.52%	8,524	163	8,361
CD 4	352,582	185,211	52.53%	9,063	83	8,980
CD 5	369,076	215,620	58.42%	10,725	181	10,544
	1,847,247	1,043,792	56.51%	47,665	701	46,964

* Includes Overseas Ballot voters

Election Day Registration, Turnout and Absentee Ballot Statistics

County	*Names on Official Check List (Active)	*Number Checked as Having Voted	Percentage Checked as Having Voted	Number of *Absentee Ballots Received from Town Clerk	Number of *Absentee Ballots Rejected	Number of *Absentee Ballots Voted
Fairfield	456,826	241,978	52.97%	11,519	136	11,383
Hartford	463,299	274,539	59.26%	12,481	165	12,316
Litchfield	110,258	67,853	61.54%	3,466	67	3,399
Middlesex	95,048	57,703	60.71%	2,600	34	2,566
New Haven	449,007	242,494	54.01%	11,083	206	10,877
New London	138,120	79,867	57.82%	3,467	38	3,429
Tolland	75,045	47,716	63.58%	1,955	33	1,922
Windham	59,644	31,642	53.05%	1,094	22	1,072
	1,847,247	1,043,792	56.51%	47,665	701	46,964

* Includes Overseas Ballot voters

Election Day Registration, Turnout and Absentee Ballot Statistics

	*Names on Official Check List (Active)	*Number Checked as Having Voted	Percentage Checked as Having Voted	Number of *Absentee Ballots Received from Town Clerk	Number of *Absentee Ballots Rejected	Number of *Absentee Ballots Voted
Statewide TOTALS	1,847,247	1,043,792	56.51%	47,665	701	46,964
Andover	1,959	1,268	64.73%	44	0	44
Ansonia	9,333	4,848	51.94%	164	3	161
Ashford	2,476	1,549	62.56%	38	0	38
Avon	10,479	7,346	70.10%	442	2	440
Barkhamsted	2,291	1,471	64.21%	48	1	47
Beacon Falls	3,199	2,184	68.27%	84	1	83
Berlin	11,739	7,624	64.95%	370	5	365
Bethany	3,472	2,225	64.08%	84	1	83
Bethel	10,707	5,854	54.67%	242	3	239
Bethlehem	2,647	1,669	63.05%	75	0	75
Bloomfield	12,842	7,342	57.17%	510	12	498
Bolton	3,180	2,203	69.28%	65	0	65
Bozrah	1,608	1,058	65.80%	42	0	42
Branford	17,571	9,945	56.60%	465	6	459
Bridgeport	49,788	19,588	39.34%	729	14	715
Bridgewater	1,411	842	59.67%	42	0	42
Bristol	29,735	16,540	55.62%	622	19	603
Brookfield	9,893	5,755	58.17%	218	1	217
Brooklyn	4,024	2,095	52.06%	65	1	64
Burlington	5,554	3,433	61.81%	105	0	105
Canaan	702	440	62.68%	34	0	34
Canterbury	3,044	1,709	56.14%	51	1	50
Canton	5,606	3,795	67.70%	148	0	148
Chaplin	1,294	778	60.12%	18	0	18
Cheshire	16,511	10,912	66.09%	558	9	549
Chester	2,441	1,599	65.51%	71	1	70
Clinton	8,111	4,765	58.75%	191	6	185
Colchester	8,093	4,824	59.61%	162	1	161
Colebrook	1,039	698	67.18%	35	2	33
Columbia	3,225	2,253	69.86%	75	1	74
Cornwall	967	691	71.46%	60	0	60
Coventry	6,830	4,036	59.09%	119	0	119
Cromwell	8,191	4,876	59.53%	250	2	248
Danbury	30,302	15,767	52.03%	820	33	787
Darien	11,379	6,765	59.45%	449	6	443

Election Day Registration, Turnout and Absentee Ballot Statistics

	*Names on Official Check List (Active)	*Number Checked as Having Voted	Percentage Checked as Having Voted	Number of *Absentee Ballots Received from Town Clerk	Number of *Absentee Ballots Rejected	Number of *Absentee Ballots Voted
Deep River	2,932	1,862	63.51%	78	0	78
Derby	6,170	3,453	55.96%	107	0	107
Durham	4,480	3,000	66.96%	120	0	120
East Granby	2,954	1,886	63.85%	57	1	56
East Haddam	5,050	3,268	64.71%	126	1	125
East Hampton	7,527	4,224	56.12%	112	1	111
East Hartford	24,576	12,832	52.21%	436	11	425
East Haven	15,250	7,842	51.42%	436	5	431
East Lyme	10,523	6,327	60.13%	316	7	309
East Windsor	5,690	3,096	54.41%	131	0	131
Eastford	1,009	699	69.28%	30	0	30
Easton	4,842	2,704	55.84%	105	0	105
Ellington	7,713	4,438	57.54%	130	2	128
Enfield	24,952	13,739	55.06%	370	12	358
Essex	4,311	2,951	68.45%	153	4	149
Fairfield	32,521	18,341	56.40%	893	6	887
Farmington	14,734	10,051	68.22%	553	2	551
Franklin	1,192	769	64.51%	33	0	33
Glastonbury	20,588	14,998	72.85%	723	14	709
Goshen	1,806	1,246	68.99%	70	2	68
Granby	6,781	4,066	59.96%	113	0	113
Greenwich	32,973	18,353	55.66%	1,072	2	1,070
Griswold	5,869	3,043	51.85%	70	0	70
Groton	17,797	9,714	54.58%	498	9	489
Guilford	14,283	8,302	58.13%	335	2	333
Haddam	5,145	3,040	59.09%	113	2	111
Hamden	31,160	17,703	56.81%	908	65	843
Hampton	1,098	751	68.40%	27	1	26
Hartford	44,563	17,406	39.06%	978	10	968
Hartland	1,428	791	55.39%	22	0	22
Harwinton	3,612	2,334	64.62%	66	0	66
Hebron	5,539	3,448	62.25%	79	1	78
Kent	1,850	1,176	63.57%	77	2	75
Killingly	7,906	3,806	48.14%	127	2	125
Killingworth	4,169	2,567	61.57%	105	3	102
Lebanon	4,223	2,636	62.42%	100	1	99

Election Day Registration, Turnout and Absentee Ballot Statistics

	*Names on Official Check List (Active)	*Number Checked as Having Voted	Percentage Checked as Having Voted	Number of *Absentee Ballots Received from Town Clerk	Number of *Absentee Ballots Rejected	Number of *Absentee Ballots Voted
Ledyard	7,954	4,756	59.79%	180	0	180
Lisbon	2,379	1,429	60.07%	52	2	50
Litchfield	5,823	4,156	71.37%	230	6	224
Lyme	1,633	1,102	67.48%	65	0	65
Madison	12,432	7,944	63.90%	475	5	470
Manchester	29,270	18,254	62.36%	888	5	883
Mansfield	7,671	4,789	62.43%	236	6	230
Marlborough	3,781	2,633	69.64%	116	1	115
Meriden	29,662	15,876	53.52%	830	13	817
Middlebury	4,240	3,156	74.43%	123	2	121
Middlefield	2,952	1,995	67.58%	101	0	101
Middletown	23,198	13,055	56.28%	658	6	652
Milford	29,891	16,932	56.65%	545	1	544
Monroe	11,966	6,151	51.40%	227	2	225
Montville	8,591	5,187	60.38%	157	1	156
Morris	1,487	1,013	68.12%	63	1	62
Naugatuck	15,882	8,455	53.24%	317	10	307
New Britain	27,762	14,888	53.63%	766	8	758
New Canaan	11,292	6,461	57.22%	386	7	379
New Fairfield	8,432	4,753	56.37%	184	1	183
New Hartford	4,111	2,645	64.34%	86	0	86
New Haven	53,472	21,513	40.23%	1,049	21	1,028
New London	9,835	5,151	52.37%	239	3	236
New Milford	15,671	8,384	53.50%	326	5	321
Newington	18,455	11,275	61.09%	533	4	529
Newtown	14,657	8,671	59.16%	316	1	315
Norfolk	1,039	698	67.18%	62	4	58
North Branford	8,251	4,248	51.48%	127	9	118
North Canaan	1,681	1,028	61.15%	59	1	58
North Haven	14,858	9,379	63.12%	384	7	377
North Stonington	3,086	1,854	60.08%	55	1	54
Norwalk	41,856	20,706	49.47%	754	1	753
Norwich	17,978	9,306	51.76%	407	1	406
Old Lyme	5,674	3,467	61.10%	187	0	187
Old Saybrook	6,988	4,399	62.95%	246	2	244
Orange	9,277	5,513	59.43%	220	1	219

Election Day Registration, Turnout and Absentee Ballot Statistics

	*Names on Official Check List (Active)	*Number Checked as Having Voted	Percentage Checked as Having Voted	Number of *Absentee Ballots Received from Town Clerk	Number of *Absentee Ballots Rejected	Number of *Absentee Ballots Voted
Oxford	6,338	3,577	56.44%	76	0	76
Plainfield	8,037	4,062	50.54%	87	1	86
Plainville	9,312	5,601	60.15%	178	3	175
Plymouth	6,743	3,516	52.14%	106	1	105
Pomfret	2,388	1,650	69.10%	108	1	107
Portland	5,825	3,510	60.26%	155	3	152
Preston	3,021	1,741	57.63%	63	0	63
Prospect	5,504	3,275	59.50%	96	0	96
Putnam	4,410	2,214	50.20%	102	3	99
Redding	5,617	3,322	59.14%	163	0	163
Ridgefield	15,696	8,372	53.34%	446	3	443
Rocky Hill	10,363	6,592	63.61%	368	6	362
Roxbury	1,590	1,067	67.11%	79	0	79
Salem	2,298	1,424	61.97%	35	1	34
Salisbury	2,501	1,685	67.37%	193	18	175
Scotland	925	592	64.00%	14	0	14
Seymour	8,322	4,629	55.62%	142	0	142
Sharon	1,805	1,120	62.05%	90	0	90
Shelton	22,266	12,890	57.89%	569	6	563
Sherman	2,318	1,365	58.89%	76	5	71
Simsbury	15,603	10,077	64.58%	566	9	557
Somers	5,415	3,431	63.36%	141	1	140
South Windsor	14,945	10,608	70.98%	496	2	494
Southbury	13,004	8,153	62.70%	521	4	517
Southington	25,172	15,117	60.05%	571	3	568
Sprague	1,594	993	62.30%	67	2	65
Stafford	6,947	4,529	65.19%	312	10	302
Stamford	55,830	28,916	51.79%	1,599	26	1,573
Sterling	1,547	826	53.39%	18	0	18
Stonington	11,489	6,841	59.54%	369	2	367
Stratford	28,977	15,109	52.14%	511	6	505
Suffield	7,977	4,488	56.26%	199	5	194
Thomaston	4,572	2,842	62.16%	100	3	97
Thompson	4,950	2,643	53.39%	81	1	80
Tolland	8,501	5,380	63.29%	179	2	177
Torrington	18,103	11,339	62.64%	806	8	798

Election Day Registration, Turnout and Absentee Ballot Statistics

	*Names on Official Check List (Active)	*Number Checked as Having Voted	Percentage Checked as Having Voted	Number of *Absentee Ballots Received from Town Clerk	Number of *Absentee Ballots Rejected	Number of *Absentee Ballots Voted
Trumbull	22,949	13,040	56.82%	575	3	572
Union	488	360	73.77%	9	2	7
Vernon	14,399	9,535	66.22%	520	8	512
Voluntown	1,446	839	58.02%	13	0	13
Wallingford	25,696	15,063	58.62%	800	2	798
Warren	793	532	67.09%	25	1	24
Washington	2,150	1,561	72.60%	109	7	102
Waterbury	51,990	24,418	46.97%	1,357	35	1,322
Waterford	11,837	7,406	62.57%	357	7	350
Watertown	13,243	8,212	62.01%	230	4	226
West Hartford	37,392	24,944	66.71%	1,259	25	1,234
West Haven	27,993	13,058	46.65%	482	4	478
Westbrook	3,728	2,592	69.53%	121	3	118
Weston	6,052	3,353	55.40%	225	1	224
Westport	15,925	9,521	59.79%	610	7	603
Wethersfield	16,813	11,144	66.28%	415	3	412
Willington	3,178	2,046	64.38%	46	0	46
Wilton	10,588	6,221	58.76%	350	2	348
Winchester	6,732	3,406	50.59%	202	0	202
Windham	11,929	5,463	45.80%	213	6	207
Windsor	17,289	9,967	57.65%	432	2	430
Windsor Locks	6,944	4,006	57.69%	114	1	113
Wolcott	9,844	6,230	63.29%	254	0	254
Woodbridge	5,402	3,661	67.77%	144	0	144
Woodbury	5,889	4,082	69.32%	193	1	192
Woodstock	4,607	2,805	60.89%	115	5	110
	1,847,247	1,043,792	56.51%	47,665	701	46,964

* Includes Overseas Ballot voters

STATE OF CONNECTICUT
OFFICE OF THE SECRETARY OF THE STATE

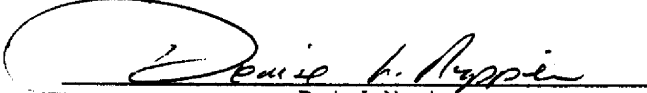
We, the undersigned, having canvassed the Returns of the Presiding Officers of the Electors' Meetings
in the several towns of this State, hereby declare

JOHN G. ROWLAND

elected GOVERNOR of the State of Connecticut for the term of four years from the
Wednesday following the first Monday of January,
Two Thousand Three.

Dated in Hartford, Connecticut
this twenty-seventh day of November
Two Thousand Two


Susan Bysiewicz
Secretary of the State


Denise L. Nappier
Treasurer


Mark E. Ojakian
Deputy Comptroller


STATE OF CONNECTICUT
OFFICE OF THE SECRETARY OF THE STATE

We, the undersigned, having canvassed the Returns of the Presiding Officers of the Electors' Meetings
in the several towns of this State, hereby declare


M. JODI RELL

elected LIEUTENANT GOVERNOR of the State of Connecticut for the term of four years
from the Wednesday following the first Monday of January,
Two Thousand Three.

Dated in Hartford, Connecticut
this twenty-seventh day of November
Two Thousand Two



Susan Bysiewicz
Secretary of the State



Denise L. Nappier
Treasurer



Mark E. Ojakian
Deputy Comptroller

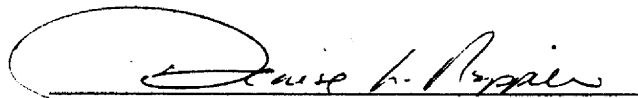
STATE OF CONNECTICUT
OFFICE OF THE SECRETARY OF THE STATE

We, the undersigned, having canvassed the Returns of the Presiding Officers of the Electors' Meetings
in the several towns of this State, hereby declare

SUSAN BYSIEWICZ

elected SECRETARY OF THE STATE of the State of Connecticut for the term of four years
from the Wednesday following the first Monday of January,
Two Thousand Three.

Dated in Hartford, Connecticut
this twenty-seventh day of November
Two Thousand Two


Denise L. Nappier
Treasurer


Mark E. Ojakian
Deputy Comptroller