

STATE OF CONNECTICUT  
SECRETARY OF THE STATE

---

---

STATEMENT OF VOTE

GENERAL ELECTION

**November 7, 2000**

---

TABULATED FROM RETURNS AS  
RECORDED BY THE MODERATORS  
AND FILED WITH THE OFFICE OF  
SECRETARY OF THE STATE

---

PRINTED IN COMPLIANCE WITH STATUTE

---

HARTFORD

**Registrar of Voters**

**Woodbury**

	Republican	Democratic				
	Ethel E. Follett	Abby Richmond Grondona				
Woodbury	2,467	1,870				
	<u>2,467</u>	<u>1,870</u>				

---

**Registrar of Voters**

**Woodstock**

	Republican	Democratic				
	Elizabeth L. Brooks	Constance T. Maynard				
Woodstock	1,724	1,501				
	<u>1,724</u>	<u>1,501</u>				

---

**Vote Cast for Proposed Constitutional Amendment**  
**Shall the Constitution of the State be amended to eliminate County Sheriffs?**

Congressional District	<u>Yes</u>	<u>No</u>
CD 1	119,855	48,861
CD 2	108,950	53,078
CD 3	82,313	48,281
CD 4	69,913	45,907
CD 5	91,921	55,080
CD 6	112,203	56,068
	<hr/> 585,155	<hr/> 307,275

**Vote Cast for Proposed Constitutional Amendment**  
**Shall the Constitution of the State be amended to eliminate County Sheriffs?**

<b>County</b>	<b><u>Yes</u></b>	<b><u>No</u></b>
Fairfield	119,708	74,323
Hartford	182,101	75,294
Litchfield	31,544	20,738
Middlesex	34,155	18,123
New Haven	121,467	73,430
New London	51,201	20,305
Tolland	28,709	14,440
Windham	16,270	10,622
	<hr/> 585,155	<hr/> 307,275

**Vote Cast for Proposed Constitutional Amendment**  
**Shall the Constitution of the State be amended to eliminate County Sheriffs?**

	<u>Yes</u>	<u>No</u>
Andover	693	325
Ansonia	2,469	1,647
Ashford	768	469
Avon	4,946	1,334
Barkhamsted	807	362
Beacon Falls	939	718
Berlin	5,594	1,945
Bethany	1,304	745
Bethel	3,275	2,002
Bethlehem	719	471
Bloomfield	4,187	1,528
Bolton	1,325	524
Bozrah	559	252
Branford	5,323	3,142
Bridgeport	7,338	5,711
Bridgewater	400	237
Bristol	10,958	5,362
Brookfield	280	141
Brooklyn	1,262	597
Burlington	1,775	760
Canaan	180	114
Canterbury	842	484
Canton	2,363	690
Chaplin	337	279
Cheshire	8,117	3,321
Chester	856	344
Clinton	2,499	1,206
Colchester	3,064	1,586
Colebrook	286	174
Columbia	1,449	630
Cornwall	306	149
Coventry	2,902	1,337
Cromwell	3,105	1,362
Danbury	8,874	4,840
Darien	3,184	2,094
Deep River	893	426
Derby	1,762	1,176
Durham	1,616	942
East Granby	1,148	418

**Vote Cast for Proposed Constitutional Amendment**  
**Shall the Constitution of the State be amended to eliminate County Sheriffs?**

	<u>Yes</u>	<u>No</u>
East Haddam	1,517	823
East Hampton	2,910	1,422
East Hartford	8,250	4,489
East Haven	3,156	2,315
East Lyme	4,604	1,362
East Windsor	1,810	1,206
Eastford	372	166
Easton	1,538	876
Ellington	2,805	1,536
Enfield	8,407	4,889
Essex	1,920	888
Fairfield	9,628	5,512
Farmington	7,468	2,202
Franklin	372	199
Glastonbury	10,740	3,164
Goshen	598	331
Granby	2,838	969
Greenwich	8,825	5,450
Griswold	1,640	816
Groton	6,980	2,770
Guilford	4,839	2,264
Haddam	1,957	1,010
Hamden	9,212	5,129
Hampton	452	252
Hartford	8,881	5,345
Hartland	430	219
Harwinton	1,121	636
Hebron	2,333	941
Kent	484	389
Killingly	2,223	1,463
Killingworth	1,740	876
Lebanon	1,521	759
Ledyard	3,357	1,167
Lisbon	764	398
Litchfield	1,926	1,052
Lyme	761	288
Madison	4,651	1,867
Manchester	12,161	6,171
Mansfield	3,123	1,401

**Vote Cast for Proposed Constitutional Amendment**  
**Shall the Constitution of the State be amended to eliminate County Sheriffs?**

	<u>Yes</u>	<u>No</u>
Marlborough	1,549	653
Meriden	7,174	3,828
Middlebury	1,684	761
Middlefield	924	526
Middletown	7,750	5,450
Milford	7,374	4,589
Monroe	3,757	2,644
Montville	3,281	1,407
Morris	460	309
Naugatuck	4,941	3,497
New Britain	7,422	4,136
New Canaan	3,513	2,375
New Fairfield	2,375	2,022
New Hartford	1,631	626
New Haven	8,454	6,792
New London	3,414	1,302
New Milford	3,989	2,648
Newington	9,024	3,420
Newtown	5,655	2,781
Norfolk	345	172
North Branford	2,364	1,536
North Canaan	501	342
North Haven	4,460	2,200
North Stonington	1,072	450
Norwalk	10,822	7,859
Norwich	6,067	2,825
Old Lyme	2,141	736
Old Saybrook	2,537	916
Orange	3,175	1,697
Oxford	1,378	1,120
Plainfield	2,050	1,104
Plainville	4,054	1,806
Plymouth	1,866	1,065
Pomfret	846	410
Portland	2,617	1,314
Preston	942	365
Prospect	1,791	1,193
Putnam	1,177	706
Redding	1,694	869

## Vote Cast for Proposed Constitutional Amendment

Shall the Constitution of the State be amended to eliminate County Sheriffs?

	<u>Yes</u>	<u>No</u>
Ridgefield	4,810	2,933
Rocky Hill	4,582	1,994
Roxbury	465	339
Salem	886	374
Salisbury	779	448
Scotland	326	200
Seymour	2,638	1,515
Sharon	399	345
Shelton	7,933	4,109
Sherman	682	452
Simsbury	7,123	2,195
Somers	1,699	1,022
South Windsor	7,647	3,182
Southbury	3,788	1,986
Southington	10,999	4,714
Sprague	489	296
Stafford	1,786	1,583
Stamford	10,313	7,578
Sterling	522	395
Stonington	3,959	1,411
Stratford	7,290	3,941
Suffield	2,926	1,500
Thomaston	1,143	790
Thompson	1,333	970
Tolland	3,699	1,576
Torrington	5,039	4,172
Trumbull	6,711	3,532
Union	173	92
Vernon	5,689	2,952
Voluntown	380	217
Wallingford	8,122	4,489
Warren	226	156
Washington	646	368
Waterbury	11,799	9,564
Waterford	4,948	1,325
Watertown	3,603	2,647
West Hartford	18,010	4,432
West Haven	5,267	4,035
Westbrook	1,314	618



## Vote Cast for Proposed Constitutional Amendment

Shall the Constitution of the State be amended to eliminate County Sheriffs?

	<u>Yes</u>	<u>No</u>
Weston	1,480	1,172
Westport	6,234	3,432
Wethersfield	8,479	2,725
Willington	1,033	521
Wilton	3,497	1,998
Winchester	1,594	1,282
Windham	2,355	2,306
Windsor	6,034	2,767
Windsor Locks	2,296	1,079
Wolcott	2,955	1,399
Woodbridge	2,331	905
Woodbury	2,031	1,114
Woodstock	1,405	821
	<hr/> 585,155	<hr/> 307,275

### Election Day Registration, Turnout and Absentee Ballot Statistics

Congressional District	*Names on Official Check List (Active)	*Number Checked as Having Voted	Percentage Checked as Having Voted	Number of *Absentee Ballots Received from Town Clerk	Number of *Absentee Ballots Rejected	Number of *Absentee Ballots Voted
CD 1	311,670	242,264	77.73%	21,987	339	21,648
CD 2	322,646	249,903	77.45%	22,840	414	22,426
CD 3	323,156	246,505	76.28%	21,802	481	21,321
CD 4	294,450	231,533	78.63%	23,028	321	22,707
CD 5	315,936	245,212	77.61%	22,407	223	22,184
CD 6	333,345	258,686	77.60%	23,021	376	22,645
	1,901,203	1,474,103	77.54%	135,085	2,154	132,931

\* Includes Presidential Ballot and Overseas Ballot voters

### Election Day Registration, Turnout and Absentee Ballot Statistics

County	*Names on Official Check List (Active)	*Number Checked as Having Voted	Percentage Checked as Having Voted	Number of *Absentee Ballots Received from Town Clerk	Number of *Absentee Ballots Rejected	Number of *Absentee Ballots Voted
Fairfield	468,675	372,783	79.54%	37,267	492	36,775
Hartford	482,256	372,154	77.17%	32,781	484	32,297
Litchfield	111,905	88,011	78.65%	8,598	190	8,408
Middlesex	96,606	78,308	81.06%	7,303	170	7,133
New Haven	458,619	345,057	75.24%	29,842	503	29,339
New London	143,382	110,258	76.90%	10,684	125	10,559
Tolland	77,769	63,220	81.29%	5,220	79	5,141
Windham	61,991	44,312	71.48%	3,390	111	3,279
	1,901,203	1,474,103	77.54%	135,085	2,154	132,931

\* Includes Presidential Ballot and Overseas Ballot voters

### Election Day Registration, Turnout and Absentee Ballot Statistics

	*Names on Official Check List (Active)	*Number Checked as Having Voted	Percentage Checked as Having Voted	Number of *Absentee Ballots Received from Town Clerk	Number of *Absentee Ballots Rejected	Number of *Absentee Ballots Voted
<b>Statewide TOTALS</b>	1,901,203	1,474,103	77.54%	135,085	2,154	132,931
Andover	1,953	1,604	82.13%	91	1	90
Ansonia	9,997	7,340	73.42%	509	4	505
Ashford	2,469	2,061	83.48%	147	7	140
Avon	11,008	9,467	86.00%	1,106	6	1,100
Barkhamsted	2,408	1,870	77.66%	138	0	138
Beacon Falls	3,180	2,561	80.53%	211	6	205
Berlin	11,788	9,960	84.49%	687	12	675
Bethany	3,444	2,993	86.90%	303	3	300
Bethel	10,978	8,958	81.60%	795	2	793
Bethlehem	2,522	2,043	81.01%	172	5	167
Bloomfield	13,601	10,207	75.05%	1,307	30	1,277
Bolton	3,278	2,799	85.39%	250	3	247
Bozrah	1,628	1,351	82.99%	100	2	98
Branford	18,213	14,504	79.64%	1,330	22	1,308
Bridgeport	51,314	33,545	65.37%	2,474	42	2,432
Bridgewater	1,446	1,129	78.08%	130	2	128
Bristol	31,274	23,835	76.21%	1,776	20	1,756
Brookfield	10,251	8,100	79.02%	758	7	751
Brooklyn	3,990	2,988	74.89%	251	4	247
Burlington	5,442	4,450	81.77%	324	5	319
Canaan	699	591	84.55%	81	3	78
Canterbury	3,019	2,279	75.49%	163	3	160
Canton	5,740	4,883	85.07%	450	4	446
Chaplin	1,286	1,044	81.18%	67	1	66
Cheshire	17,103	14,313	83.69%	1,456	19	1,437
Chester	2,666	2,063	77.38%	211	2	209
Clinton	8,021	6,478	80.76%	590	15	575
Colchester	8,399	6,735	80.19%	550	10	540
Colebrook	1,051	833	79.26%	78	4	74
Columbia	3,421	2,813	82.23%	192	0	192
Cornwall	979	855	87.33%	129	7	122
Coventry	6,855	5,440	79.36%	371	6	365
Cromwell	7,993	6,708	83.92%	647	7	640
Danbury	32,212	23,557	73.13%	2,214	28	2,186
Darien	11,608	10,234	88.16%	1,363	12	1,351

### Election Day Registration, Turnout and Absentee Ballot Statistics

	*Names on Official Check List (Active)	*Number Checked as Having Voted	Percentage Checked as Having Voted	Number of *Absentee Ballots Received from Town Clerk	Number of *Absentee Ballots Rejected	Number of *Absentee Ballots Voted
Deep River	3,048	2,394	78.54%	218	3	215
Derby	6,400	5,028	78.56%	398	4	394
Durham	4,374	3,660	83.68%	283	5	278
East Granby	3,156	2,546	80.67%	226	5	221
East Haddam	4,995	4,160	83.28%	374	4	370
East Hampton	7,342	5,677	77.32%	387	8	379
East Hartford	25,793	18,639	72.26%	1,541	28	1,513
East Haven	16,477	11,510	69.85%	770	12	758
East Lyme	10,799	8,700	80.56%	1,001	11	990
East Windsor	5,706	4,253	74.54%	361	10	351
Eastford	1,012	851	84.09%	81	1	80
Easton	4,888	4,170	85.31%	559	6	553
Ellington	7,836	6,386	81.50%	484	9	475
Enfield	25,875	18,384	71.05%	1,165	17	1,148
Essex	4,722	4,535	96.04%	428	48	380
Fairfield	33,840	28,757	84.98%	2,917	41	2,876
Farmington	15,083	12,480	82.74%	1,300	21	1,279
Franklin	1,250	1,013	81.04%	75	0	75
Glastonbury	21,300	18,036	84.68%	1,739	26	1,713
Goshen	1,808	1,478	81.75%	160	5	155
Granby	7,235	5,636	77.90%	471	7	464
Greenwich	35,246	29,309	83.16%	3,294	18	3,276
Griswold	6,057	4,314	71.22%	273	2	271
Groton	18,391	13,804	75.06%	1,496	18	1,478
Guilford	14,718	12,047	81.85%	1,408	16	1,392
Haddam	5,089	4,301	84.52%	354	2	352
Hamden	32,382	26,124	80.67%	2,322	120	2,202
Hampton	1,063	943	88.71%	78	3	75
Hartford	45,233	27,915	61.71%	2,262	53	2,209
Hartland	1,405	1,065	75.80%	77	2	75
Harwinton	3,696	2,917	78.92%	235	2	233
Hebron	5,571	4,599	82.55%	311	8	303
Kent	1,895	1,599	84.38%	242	5	237
Killingly	7,919	5,730	72.36%	449	14	435
Killingworth	4,187	3,450	82.40%	295	5	290
Lebanon	4,315	3,447	79.88%	251	4	247

### Election Day Registration, Turnout and Absentee Ballot Statistics

	*Names on Official Check List (Active)	*Number Checked as Having Voted	Percentage Checked as Having Voted	Number of *Absentee Ballots Received from Town Clerk	Number of *Absentee Ballots Rejected	Number of *Absentee Ballots Voted
Ledyard	8,219	6,680	81.28%	653	3	650
Lisbon	2,437	1,910	78.38%	140	2	138
Litchfield	6,093	4,578	75.14%	455	7	448
Lyme	1,678	1,396	83.19%	114	3	111
Madison	12,548	10,113	80.59%	1,098	10	1,088
Manchester	31,551	24,334	77.13%	2,151	26	2,125
Mansfield	8,273	6,660	80.50%	750	4	746
Marlborough	3,870	3,258	84.19%	272	0	272
Meriden	29,843	21,496	72.03%	1,829	28	1,801
Middlebury	4,459	3,832	85.94%	367	9	358
Middlefield	2,885	2,386	82.70%	170	8	162
Middletown	24,011	18,724	77.98%	1,973	36	1,937
Milford	30,828	24,552	79.64%	1,766	31	1,735
Monroe	12,059	9,821	81.44%	836	8	828
Montville	8,550	7,256	84.87%	600	6	594
Morris	1,514	1,223	80.78%	165	2	163
Naugatuck	16,501	11,680	70.78%	867	5	862
New Britain	29,393	20,559	69.95%	1,642	23	1,619
New Canaan	12,166	10,440	85.81%	1,496	9	1,487
New Fairfield	8,573	6,814	79.48%	676	4	672
New Hartford	4,128	3,413	82.68%	286	3	283
New Haven	55,590	37,174	66.87%	3,638	109	3,529
New London	11,344	7,620	67.17%	1,048	8	1,040
New Milford	15,356	11,833	77.06%	1,156	75	1,081
Newington	19,293	15,567	80.69%	1,325	23	1,302
Newtown	14,361	12,419	86.48%	1,346	13	1,333
Norfolk	1,082	936	86.51%	109	0	109
North Branford	8,325	6,527	78.40%	507	9	498
North Canaan	1,746	1,398	80.07%	143	1	142
North Haven	15,412	12,275	79.65%	858	13	845
North Stonington	3,208	2,627	81.89%	239	3	236
Norwalk	40,411	32,514	80.46%	2,649	66	2,583
Norwich	18,932	13,151	69.46%	1,144	22	1,122
Old Lyme	5,728	4,535	79.17%	452	4	448
Old Saybrook	7,112	5,802	81.58%	696	12	684
Orange	9,300	7,931	85.28%	703	11	692

### Election Day Registration, Turnout and Absentee Ballot Statistics

	*Names on Official Check List (Active)	*Number Checked as Having Voted	Percentage Checked as Having Voted	Number of *Absentee Ballots Received from Town Clerk	Number of *Absentee Ballots Rejected	Number of *Absentee Ballots Voted
Oxford	6,151	4,841	78.70%	305	3	302
Plainfield	8,304	5,466	65.82%	277	12	265
Plainville	9,623	7,468	77.61%	396	12	384
Plymouth	6,592	4,829	73.26%	356	2	354
Pomfret	2,428	1,985	81.75%	193	1	192
Portland	6,160	4,626	75.10%	342	9	333
Preston	2,949	2,306	78.20%	188	0	188
Prospect	5,658	4,575	80.86%	320	1	319
Putnam	5,771	3,459	59.94%	304	14	290
Redding	5,586	4,696	84.07%	553	4	549
Ridgefield	15,923	13,284	83.43%	1,668	8	1,660
Rocky Hill	10,630	8,858	83.33%	791	10	781
Roxbury	1,601	1,329	83.01%	208	0	208
Salem	2,351	1,939	82.48%	180	2	178
Salisbury	2,614	2,277	87.11%	391	10	381
Scotland	904	760	84.07%	71	1	70
Seymour	8,525	6,754	79.23%	601	8	593
Sharon	1,832	1,455	79.42%	204	3	201
Shelton	21,120	18,263	86.47%	1,456	27	1,429
Sherman	2,316	1,873	80.87%	212	3	209
Simsbury	16,220	13,368	82.42%	1,457	25	1,432
Somers	5,534	4,365	78.88%	408	3	405
South Windsor	15,439	13,117	84.96%	1,240	17	1,223
Southbury	13,204	10,557	79.95%	1,149	0	1,149
Southington	25,805	19,614	76.01%	1,379	19	1,360
Sprague	1,665	1,322	79.40%	129	2	127
Stafford	7,075	5,605	79.22%	463	11	452
Stamford	58,602	44,396	75.76%	3,917	85	3,832
Sterling	1,551	1,093	70.47%	72	2	70
Stonington	12,090	9,267	76.65%	1,043	6	1,037
Stratford	29,337	22,850	77.89%	1,724	44	1,680
Suffield	8,172	6,374	78.00%	625	10	615
Thomaston	4,633	3,544	76.49%	276	7	269
Thompson	5,270	4,163	78.99%	264	5	259
Tolland	8,646	7,134	82.51%	505	9	496
Torrington	18,932	14,874	78.57%	1,442	20	1,422

## Election Day Registration, Turnout and Absentee Ballot Statistics

	*Names on Official Check List (Active)	*Number Checked as Having Voted	Percentage Checked as Having Voted	Number of Absentee Ballots Received from Town Clerk	Number of *Absentee Ballots Rejected	Number of *Absentee Ballots Voted
Trumbull	23,455	18,667	79.59%	1,845	18	1,827
Union	497	428	86.12%	24	0	24
Vernon	15,446	12,658	81.95%	1,178	18	1,160
Voluntown	1,461	1,130	77.34%	75	4	71
Wallingford	25,943	20,832	80.30%	1,893	22	1,871
Warren	802	680	84.79%	74	2	72
Washington	2,247	2,010	89.45%	283	6	277
Waterbury	48,734	32,738	67.18%	2,229	7	2,222
Waterford	11,931	9,755	81.76%	933	13	920
Watertown	13,390	10,417	77.80%	643	6	637
West Hartford	39,620	33,261	83.95%	3,795	50	3,745
West Haven	29,539	19,912	67.41%	1,915	22	1,893
Westbrook	4,001	3,344	83.58%	335	6	329
Weston	6,168	5,343	86.62%	812	15	797
Westport	17,122	14,989	87.54%	2,340	22	2,318
Wethersfield	17,884	15,172	84.84%	1,178	11	1,167
Willington	3,384	2,729	80.64%	193	7	186
Wilton	11,139	9,784	87.84%	1,363	10	1,353
Winchester	6,912	4,690	67.85%	529	6	523
Windham	12,436	7,691	61.84%	632	32	600
Windsor	17,861	13,831	77.44%	1,327	8	1,319
Windsor Locks	7,256	5,617	77.41%	411	4	407
Woicott	9,827	7,651	77.86%	462	2	460
Woodbridge	6,318	5,197	82.26%	628	7	621
Woodbury	5,927	5,210	87.90%	513	7	506
Woodstock	4,569	3,799	83.15%	341	11	330
	1,901,203	1,474,103	77.54%	135,085	2,154	132,931

\* Includes Presidential Ballot and Overseas Ballot voters



STATE OF CONNECTICUT

OFFICE OF THE SECRETARY OF THE STATE

We, the undersigned, having canvassed the Returns of the Presiding Officers of the Electors' Meetings in the several towns of this State, hereby declare the following named persons to be chosen and appointed  
ELECTORS OF PRESIDENT AND VICE PRESIDENT OF THE UNITED STATES:

Nick Balletto

Frank Cirillo

Marilyn Cohen

Gloria Collins


Thomas McDonough

Ken Slapin


Clorinda Soldevila

Presidential Elector for Gore and Lieberman (vacancy in nomination)


Dated in Hartford, Connecticut  
this twenty-ninth day of November  
Two Thousand



Susan Bysiewicz  
Secretary of the State



Howard G. Rifkin  
Deputy Treasurer



Nancy S. Wyman  
Comptroller

STATE OF CONNECTICUT


OFFICE OF THE SECRETARY OF THE STATE

We, the undersigned, having canvassed the Returns of the Presiding Officers of the Electors' Meetings in the several towns of this State, hereby declare:


Joe Lieberman

elected UNITED STATES SENATOR in the Congress of the United States  
for the term of six years from 12:00 noon on the 3rd day of January,  
Two Thousand One.


Dated in Hartford, Connecticut  
this twenty-ninth day of November  
Two Thousand



Susan Bysiewicz  
Secretary of the State



Howard G. Rifkin  
Deputy Treasurer



Nancy S. Wyman  
Comptroller


STATE OF CONNECTICUT


OFFICE OF THE SECRETARY OF THE STATE


We, the undersigned, having canvassed the Returns of the Presiding Officers of the Electors' Meetings in the towns comprising the several Congressional Districts of this State, hereby declare the following named persons elected REPRESENTATIVES in the ONE HUNDRED SEVENTH CONGRESS of the United States for the term of two years from 12:00 noon on the 3rd day of January, Two Thousand One:

Congressional District	NAME
1	John B. Larson
2	Rob Simmons
3	Rosa L. DeLauro
4	Christopher Shays
5	Jim Maloney
6	Nancy L. Johnson

Dated in Hartford, Connecticut  
this twenty-ninth day of November  
Two Thousand

  
Susan Bystewicz  
Secretary of the State

  
Howard G. Rifkin  
Deputy Treasurer

  
Nancy S. Wyman  
Comptroller


## STATE OF CONNECTICUT

## OFFICE OF THE SECRETARY OF THE STATE


We, the undersigned, having canvassed the Returns of the Presiding Officers of the Electors' Meetings in the towns comprising the different Senatorial Districts of this State, hereby declare the following named persons elected STATE SENATORS for the term of two years from the Wednesday following the first Monday of January, Two Thousand One:

<u>Senatorial District</u>	<u>NAME</u>	<u>Senatorial District</u>	<u>NAME</u>
1	John W. Fonfara	19	Edith G. Prague
2	Eric Coleman	20	Melodie Peters
3	Gary D. LeBeau	21	George L. Gunther
4	Mary Ann Handley	22	Bill Finch
5	Kevin B. Sullivan	23	Alvin W. Penn
6	Thomas A. Bozek	24	David J. Cappiello
7	John A. Kissel	25	Robert L. Genuario
8	Thomas J. Herlihy	26	Judith G. Freedman
9	Biagio Billy Ciotto	27	George Jepsen
10	Toni N. Harp	28	John McKinney
11	Martin M. Looney	29	Donald E. Williams, Jr.
12	William A. Aniskovich	30	Andrew Roraback
13	Thomas P. Gaffey	31	Tom Colapietro
14	Win Smith Jr.	32	Louis C. DeLuca
15	Joan V. Hartley	33	Eileen M. Daily
16	Stephen R. Somma	34	Brian McDermott
17	Joe Crisco	35	Tony Guglielmo
18	Cathy Welles Cook	36	William H. Nickerson


Dated in Hartford, Connecticut  
this twenty-ninth day of November  
Two Thousand



Susan Bysiewicz  
Secretary of the State



Howard G. Rifkin  
Deputy Treasurer



Nancy S. Wyma  
Comptroller

## STATE OF CONNECTICUT

## OFFICE OF THE SECRETARY OF THE STATE


We, the undersigned, having canvassed the Returns of the Presiding Officers of the Electors' Meetings in the towns comprising the different Assembly Districts of this State, hereby declare the following named persons elected STATE REPRESENTATIVES for the term of two years from the Wednesday following the first Monday of January, Two Thousand One:


<u>Assembly</u> <u>District</u>	<u>NAME</u>	<u>Assembly</u> <u>District</u>	<u>NAME</u>
1	Kenneth P. Green	28	Paul R. Doyle
2	Barnaby Horton	29	Richard D. Tulisano
3	Minnie Gonzalez	30	Ann P. Dandrow
4	Evelyn C. Mantilla	31	Sonya (Sonny) Googins
5	Marie Lopez Kirkley-Bey	32	Jim O'Rourke
6	Art Feltman	33	Joseph C. Serra
7	Annette Wheeler Carter	34	Gail K. Hamm
8	Patrick J. Flaherty	35	Brian O'Connor
9	Christopher R. Stone	36	James Field Spallone
10	Melody A. Currey	37	Gary Orefice
11	Michael A. Christ	38	Andrea L. Stillman
12	David H. Blackwell	39	Wade A. Hyslop, Jr.
13	John W. Thompson	40	Nancy DeMarinis
14	Nancy E. Kerensky	41	Lenny T. Winkler
15	Mary U. Eberle	42	Mary K. McGrattan
16	Robert Heagney	43	Diana S. Urban
17	Jessie Stratton	44	Michael Caron
18	Andrew M. Fleischmann	45	Steven Mikutel
19	Robert Farr	46	Peter A. Nystrom
20	David McCluskey	47	Jack Malone
21	Demetrios Giannaros	48	Linda A. Orange
22	Elizabeth "Betty" Boukus	49	Walter Pawelkiewicz
23	Theresa B. Gerratana	50	Jefferson B. Davis
24	David Pudlin	51	Shawn T. Johnston
25	John C. Geragosian	52	John D. Mordasky
26	Anthony Tercyak	53	Michael J. Cardin
27	Sandy Nafis	54	Denise Merrill


<u>Assembly</u>	<u>NAME</u>	<u>Assembly</u>	<u>NAME</u>
<u>District</u>		<u>District</u>	
55	Pamela Z. Sawyer	89	Vickie Orsini Nardello
56	Claire Janowski	90	Mary G. Fritz
57	Ted Graziani	91	Peter F. Villano
58	Kathy Tallarita	92	Patricia Dillon
59	Stephen Jarmoc	93	Howard C. Scipio
60	Peggy Sayers	94	William R. Dyson
61	Ruth C. Fahrbach	95	John S. Martinez
62	Richard F. Ferrari	96	Cameron C. Staples
63	F. Philip Prelli	97	Robert W. Megna
64	Roberta B. Willis	98	Patricia M. Widlitz
65	John S. Kovaleski	99	Michael P. Lawlor
66	Craig A. Miner	100	Theodore V. Raczka
67	Clark J. Chapin	101	Peter Metz
68	Brian J. Flaherty	102	Peter J. Panaroni, Jr.
69	Arthur J. O'Neill	103	J. Brendan Sharkey
70	Kevin M. DelGobbo	104	Vincent J. Tonucci
71	Anthony J. D'Amelio	105	Len Greene
72	Reginald G. Beamon	106	Julia B. Wasserman
73	Jeffrey J. Berger	107	David A. Scribner
74	Michael J. Jarjura	108	Mary Ann Carson
75	Thomas F. Conway	109	Lew Wallace
76	John Piscopo	110	Bob Godfrey
77	Roger B. Michele	111	John H. Frey
78	William A. Hamzy	112	Pat Shea
79	Kosta Diamantis	113	Richard O. Belden
80	Dennis H. Cleary	114	Themis Klarides
81	Christopher Murphy	115	Stephen D. Dargan
82	Emil "Buddy" Altobello	116	Louis P. Esposito, Jr.
83	Jim Abrams	117	Ray Collins
84	Christopher G. Donovan	118	James A. Amann
85	Mary M. Mushinsky	119	Richard F. Roy
86	Robert M. Ward	120	John A. Harkins
87	Steve Fontana	121	Terry Backer
88	Nancy Beals	122	Lawrence G. Miller

<u>Assembly</u> <u>District</u>	<u>NAME</u>	<u>Assembly</u> <u>District</u>	<u>NAME</u>
123	T. R. Rowe	138	Mark Boughton
124	Ernest E. Newton II	139	Kevin Ryan
125	Robert T. Keeley, Jr.	140	Joseph D. Clemmons
126	Christopher L. Caruso	141	John J. Ryan
127	Jacqueline M. Cocco	142	Lawrence F. Cafero, Jr.
128	Lydia N. Martinez	143	Antionietta Toni Boucher
129	Lee Samowitz	144	John Wayne Fox
130	Felipe Reinoso	145	Christel H. Truglia
131	Ronald S. San Angelo	146	Moira K. Lyons
132	Carl J. Dickman	147	Michael Fedele
133	Cathy C. Tymniak	148	Anne B. McDonald
134	John E. Stone, Jr.	149	Livvy R. Floren
135	John E. Stripp	150	Lile R. Gibbons
136	Ken Bernhard	151	Claudia M. Powers
137	Alex A. Knopp		

Dated in Hartford, Connecticut  
 this twenty-ninth day of November  
 Two Thousand

  
 \_\_\_\_\_  
 Susan Bysiewicz  
 Secretary of the State

  
 \_\_\_\_\_  
 Howard G. Rifkin  
 Deputy Treasurer


  
 \_\_\_\_\_  
 Nancy S. Wyma  
 Comptroller


STATE OF CONNECTICUT  
OFFICE OF THE SECRETARY OF THE STATE


We, the undersigned, having canvassed the Returns of the Presiding Officers of the Electors' Meetings in the several towns of this State, hereby declare that a majority of the electors present and voting on the following proposed AMENDMENT TO THE CONSTITUTION OF THE STATE OF CONNECTICUT approved the same; and that such proposed amendment is therefore valid to all intents and purposes as a part of the CONSTITUTION OF THE STATE OF CONNECTICUT, in accordance with Article Sixth of the Amendments thereto:

1. Shall the constitution of the state be amended to eliminate county sheriffs?

Dated in Hartford, Connecticut  
this twenty-ninth day of November  
Two Thousand

  
Susan Bysiewicz  
Secretary of the State

  
Howard G. Rifkin  
Deputy Treasurer

  
Nancy S. Wyman  
Comptroller



[This page intentionally  
left blank - End  
of File]