

STATE OF CONNECTICUT
SECRETARY OF THE STATE

STATEMENT OF VOTE

GENERAL ELECTION

November 3, 1998

TABULATED FROM RETURNS AS
RECORDED BY THE MODERATORS
AND FILED WITH THE OFFICE OF
SECRETARY OF THE STATE

PRINTED IN COMPLIANCE WITH STATUTE

HARTFORD

Registrars of Voters

Corwall	Republican Lisa K. Cruse 241	Democratic Jayne Wingard Ridgway 348
Danbury	Republican Jean A. Natale 6,311	Democratic Margaret F. Gallo 6,543
Darien	Republican Donald Paul Smith 4,032	Democratic Thomas R. Dunn 1,446
Deep River	Republican Frances T. Strukus 905	Democratic Joanne P. Grabek 704
Durham	Republican Athea M. Parmelee 1,483	Democratic Natalie A. Church 917
East Haddam	Republican Joan Osatza 1,318	Democratic Joyce Simon 1,238
East Hampton	Republican Jane S. Christopher 1,621	Democratic Kathleen Nowakowski 1,894
East Hartford	Republican Mary J. Mourey 4,202	Democratic Margaret A. Byrnes 7,550
East Haven	Republican Donna C. Norman 2,803	Democratic Janet A. Cianelli 3,826
East Lyme	Republican Catherine W. Devine 2,778	Democratic Carol Marelli 2,314
East Windsor	Republican Linda C. Sinsigallo 1,286	Democratic Marilyn S. Rajala 1,468
Eastford	Republican Nancy L. Mayhew 386	Democratic Ulrich W. Eschholz 201

Registrars of Voters

Easton	Republican Eunice K. Hanson 1,580	Democratic Jean B. Bromer 968
Ellington	Republican Margaret A. Weekes 1,924	Democratic Cheryle "Cherie" A. Halleran 1,522
Enfield	Republican Vaughan O. Vanderscoff 3,353	Democratic Mary Lou Flynn 8,845
Essex	Republican Elizabeth G. Schellens 1,339	Democratic Dolores B. Budney 1,174
Fairfield	Republican Joan K. O'Rourke 10,647	Democratic Ann Rednak 6,144
Farmington	Republican Betty D. Coykendall 4,480	Democratic Lorraine P. Neff 3,234
Franklin	Republican Thomas A. Manning 337	Democratic James F. Ward, Jr. 325
Glastonbury	Republican Gina Fredericks 5,598	Democratic Karen S. Sullivan 6,017
Goshen	Republican Lavinia F. Breakell 674	Democratic Patricia N. Goldberg 282
Granby	Republican Doris S. Ellis 2,028	Democratic Katharine L. Riley 1,306
Greenwich	Republican Veronica B. Musca 9,392	Democratic Sharon B. Vecchiolla 6,215
Griswold	Republican Mary Koziol 467	Democratic Mary Gromko 594

Registrars of Voters

Griswold	Dist. 2	Republican Carol Seaman 703	Democratic Mary A. Ingves 643
Guilford		Republican Elizabeth C. Bartlett 3,756	Democratic Ann C. Weir 3,312
Hamden		Republican Anthony V. Esposito 5,166	Democratic Margaret E. Rae 9,057
Hampton		Republican Margaret S. Haraghey 262	Democratic Claire M. Winters 342
Harwinton		Republican Therese A. Mirsky 1,035	Democratic Beverly A. Fortin 846
Lebanon		Republican Connie G. Nichols 975	Democratic Mary Beth Yarmac 1,122
Ledyard		Republican Nancy Lozier 1,926	Democratic Hazel M. Gorman 2,179
Lyme		Republican Richard L. Gustafson 471	Democratic Nancy L. Roche 371
Madison		Republican Rosalie Maco 3,090	Democratic Sally A. Ehrenworth 2,335
Mansfield		Republican Beverly Mann Miela 1,160	Democratic Mary Stanton 2,769
Marlborough		Republican Charlene M. Garnett 924	Democratic Barbara G. Brewer 1,030
Meriden		Republican Lillian Toni Soboleski 5,898	Democratic Maureen E. Flynn 7,181

Registrars of Voters

Middlebury		Republican Nancy S. Robison 1,760	Democratic Virginia Whiteley 729	
Middlefield		Republican Barbara S. Rowe 716	Democratic Patricia T. White 932	
Middletown		Republican Janice A. Gionfriddo 4,241	Democratic Sandra L. Faraci 6,811	
Milford		Republican Rose I. Scarpa 8,039	Democratic Mary Lee Tamas 5,785	
Monroe		Republican Jeanette Benson 3,093	Democratic Vivian N. Capocitti 2,190	
Montville		Republican Marchita N. Foster 1,257	Democratic Lorraine A. Elliott 2,533	
Naugatuck		Republican Katherine J. Carten 3,087	Democratic Louise L. Sheedy 3,676	
New Canaan		Republican Robert L. Shafter 4,239	Democratic George F. Cody 1,578	
New Milford		Republican Barbara B. Hyatt 3,528	Democratic Loretta Brickley 2,839	
Newington		Republican Linda B. Cultrera 4,207	Democratic Marie M. Fox 5,520	Reform Anthony P. DeRibas 86
North Branford	Dist. 1	Republican Ann B. Zimmer 914	Democratic Laura E. Negro 990	
North Branford	Dist. 2	Republican Paulette C. Hart 903	Democratic Judith Esposito 797	

Registrars of Voters

North Haven	Republican Frank J. Riggs 5,072	Democratic G. R. Zempel 2,404
North Stonington	Republican Barbara C. Perkins 824	Democratic Eleanor M. Johnson 715
Norwalk	Republican Ann D. Artell 8,940	Democratic Helen A. Carozelli 7,514
Norwich	Republican Gerald E. Kortfelt 2,467	Democratic Jane L. Przekop 5,950
Old Lyme	Republican Roderick M. White 1,167	Democratic Patricia M. McCarthy 1,835
Orange	Republican Susan S. Blanchette 3,045	Democratic Carmela N. Apuzzo 2,169
Oxford	Republican Beulah F. Renker 1,696	Democratic Dorothy M. Bartimole 1,008
Plainfield	Republican Sonia S. Chapman 1,162	Democratic Margaret Beausoleil 2,135
Plymouth	Republican Barbara K. Rockwell 1,716	Democratic Charyl J. Ganesini 1,403
Portland	Republican Elaine P. Cote 1,465	Democratic Karen J. Soboleski 1,756
Preston	Republican Leona Fuller 680	Democratic Barbara B. Ware 650
Prospect	Republican Kathleen Vander Eyk 1,853	Democratic Katherine S. Blinstrubas 1,090

Registrars of Voters

Redding	Republican Marsha K. Berner 1,450	Democratic Bess P. Fletcher 1,166
Ridgefield	Republican Pauline R. Moylan 4,990	Democratic Patricia B. Baker 2,474
Rocky Hill	Republican Patricia E. Beyer 2,236	Democratic Janet W. Viggiano 3,081
Salem	Republican Deborah L. Zorn 516	Democratic Betsy B. Butts 715
Salisbury	Republican Nancy McL. Peck 808	Democratic Richard O. Walsh 709
Scotland	Republican Caroline E. Neborsky 257	Democratic Susan M. Smith 232
Seymour	Republican Elizabeth M. Capece 2,127	Democratic Concetta M. Criscuolo 1,963
Shelton	Republican Charles F. Bucher 6,220	Democratic John P. Bashar 4,407
Sherman	Republican William B. Tiebout, III 644	Democratic Joan M. Oesterling 557
Simsbury	Republican Sara M. Twitchell 5,237	Democratic Lois W. Calvert 3,481
Somers	Republican Marjory Madden 1,279	Democratic Joan M. Rivard 1,275
Sprague	Republican Patricia W. Amon 305	Democratic Kathleen Z. Boushee 580

Registrars of Voters

Sterling	Republican Diane I. Etheridge 305	Democratic Dianna M. Firlik 346
Stonington	Republican Robin E. Miller 2,245	Democratic R. Cris Palmer 2,706
Suffield	Republican Judith A. Remington 2,376	Democratic Eileen B. Moncrief 1,392
Thomaston	Republican Barbara Brasche 1,348	Democratic Carol J. Hoebel 880
Thompson	Republican Ada G. Temple 1,002	Democratic James P. Kenney 1,539
Tolland	Republican Kenneth R. Houck 2,109	Democratic Marion H. Farina 2,030
Torrington	Republican Amelia K. Waldron 5,035	Democratic James E. Murphy 4,333
Trumbull	Republican William S. Holden 6,548	Democratic Robert S. Marconi 3,867
Union	Republican Betty B. Vilandre 187	Democratic Carol A. Berner 120
Voluntown	Republican Patricia A. Sweet 282	Democratic Jennie L. Charette 336
Wallingford	Republican Marjorie Toth 5,228	Democratic Carmela Millie Reig 5,865
Waterbury	Republican Susan C. Beatty 9,837	Democratic Patricia M. Mulhall 12,377

Registrars of Voters

Waterford	Republican Jane B. Coville 2,597	Democratic Margaret S. Bellucci 3,492
Watertown	Republican Armand E. Madeux 3,532	Democratic Walter A. LeMay 2,956
West Hartford	Republican Selma L. Kaufman 9,206	Democratic Eileen S. Horan 13,591
Weston	Republican Eileen S. Buckley 1,842	Democratic Deirdre Doran 1,223
Westport	Republican Mabel A. Johnson 4,545	Democratic Nita S. Cohen 4,038
Willington	Republican Judith R. Andersen 879	Democratic Teddie B. Sleight 868
Wilton	Republican Clementina L. Gardner 3,270	Democratic Margaret A. Reeves 2,152
Winchester	Republican Bonita M. Birden 1,172	Democratic Elizabeth F. Cornelio 1,624
Windham	Republican Maria C. Naumec 1,638	Democratic William J. Sayers, Jr. 3,424
Windsor	Republican Karen A. Andrews 3,334	Democratic Anita M. Mips 5,037
Windsor Locks	Republican Sandra R. Hebert 1,678	Democratic Shirley J. Hespelt 1,709
Wolcott	Republican Esther L. Medford 2,127	Democratic Anne R. Forte 2,214

Registrars of Voters

Woodbridge	Republican L. Christine Laydon 1,540	Democratic Pamela F. Blessinger 1,800
Woodstock	Republican Elizabeth L. Brooks 1,221	Democratic Constance T. Maynard 970

Election Day Registration, Turnout and Absentee Ballot Statistics

Summarized by Congressional District

Congressional District		*Names on Official Check List (Active)	*Number Checked as Having Voted	Percentage Checked as Having Voted	Number of Absentee Ballots Received from Town Clerk	Number of Absentee Ballots Rejected	Number of Absentee Ballots Voted
CD	1	297,019	179,770	60.52%	8,712	120	8,592
CD	2	300,012	172,682	57.56%	7,588	114	7,474
CD	3	310,723	165,675	53.32%	7,175	120	7,055
CD	4	283,619	149,877	52.84%	7,830	89	7,741
CD	5	302,260	169,960	56.23%	7,720	106	7,614
CD	6	313,117	184,489	58.92%	8,230	83	8,147
		<u>1,806,750</u>	<u>1,022,453</u>	<u>56.59%</u>	<u>47,255</u>	<u>632</u>	<u>46,623</u>

* Includes "Overseas" voters

Election Day Registration, Turnout and Absentee Ballot Statistics

Summarized by County

County	*Names on Official Check List (Active)	*Number Checked as Having Voted	Percentage Checked as Having Voted	Number of Absentee Ballots Received from Town Clerk	Number of Absentee Ballots Rejected	Number of Absentee Ballots Voted
Fairfield	447,074	241,046	53.92%	12,089	149	11,940
Hartford	458,706	273,368	59.60%	12,238	158	12,080
Litchfield	104,393	61,994	59.39%	3,334	32	3,302
Middlesex	90,453	55,074	60.89%	2,590	38	2,552
New Haven	443,414	240,897	54.33%	10,764	162	10,602
New London	132,908	75,413	56.74%	3,330	52	3,278
Tolland	72,026	43,870	60.91%	1,759	17	1,742
Windham	57,776	30,791	53.29%	1,151	24	1,127
	1,806,750	1,022,453	56.59%	47,255	632	46,623

* Includes "Overseas" voters

Election Day Registration, Turnout and Absentee Ballot Statistics

All Towns

	*Names on Official Check List (Active)	*Number Checked as Having Voted	Percentage Checked as Having Voted	Number of Absentee Ballots Received from Town Clerk	Number of Absentee Ballots Rejected	Number of Absentee Ballots Voted
Statewide TOTALS	1,806,750	1,022,453	56.59%	47,255	632	46,623
Andover	1,819	1,138	62.56%	28	0	28
Ansonia	9,423	5,365	56.94%	198	3	195
Ashford	2,408	1,479	61.42%	41	4	37
Avon	9,950	6,503	65.36%	425	7	418
Barkhamsted	2,114	1,269	60.03%	43	0	43
Beacon Falls	2,996	1,828	61.01%	60	1	59
Berlin	11,305	7,859	69.52%	306	0	306
Bethany	3,439	2,188	63.62%	77	0	77
Bethel	10,108	6,006	59.42%	253	9	244
Bethlehem	2,410	1,570	65.15%	77	0	77
Bloomfield	12,718	7,661	60.24%	525	7	518
Bolton	3,009	2,003	66.57%	59	1	58
Bozrah	1,519	1,020	67.15%	71	2	69
Branford	17,485	10,252	58.63%	502	7	495
Bridgeport	48,493	25,556	52.70%	1,756	37	1,719
Bridgewater	1,370	835	60.95%	48	0	48
Bristol	29,723	17,246	58.02%	641	14	627
Brookfield	9,505	5,158	54.27%	187	5	182
Brooklyn	3,678	1,839	50.00%	75	2	73
Burlington	4,976	2,911	58.50%	62	0	62
Canaan	708	383	54.10%	25	2	23
Canterbury	2,888	1,590	55.06%	47	0	47
Canton	5,339	3,587	67.18%	144	1	143
Chaplin	1,179	653	55.39%	16	0	16
Cheshire	16,332	10,715	65.61%	556	7	549
Chester	2,459	1,526	62.06%	75	0	75
Clinton	7,580	4,329	57.11%	156	1	155
Colchester	7,730	4,599	59.50%	181	11	170
Colebrook	962	580	60.29%	27	1	26
Columbia	3,084	2,002	64.92%	72	0	72
Cornwall	955	625	65.45%	54	0	54
Coventry	6,344	3,887	61.27%	117	1	116
Cromwell	7,586	4,882	64.36%	250	3	247
Danbury	31,196	15,274	48.96%	762	7	755
Darien	10,988	6,357	57.85%	473	6	467
Deep River	2,762	1,833	66.36%	91	3	88

Election Day Registration, Turnout and Absentee Ballot Statistics

All Towns

	*Names on Official Check List (Active)	*Number Checked as Having Voted	Percentage Checked as Having Voted	Number of Absentee Ballots Received from Town Clerk	Number of Absentee Ballots Rejected	Number of Absentee Ballots Voted
Derby	6,009	3,463	57.63%	134	3	131
Durham	4,043	2,611	64.58%	89	2	87
East Granby	2,821	1,859	65.90%	65	0	65
East Haddam	4,542	2,927	64.44%	133	1	132
East Hampton	6,744	4,015	59.53%	145	0	145
East Hartford	25,035	14,043	56.09%	510	6	504
East Haven	16,703	8,015	47.99%	444	8	436
East Lyme	9,713	5,775	59.46%	285	4	281
East Windsor	5,598	3,082	55.06%	142	2	140
Eastford	974	638	65.50%	19	1	18
Easton	4,656	2,812	60.40%	171	0	171
Ellington	7,084	3,934	55.53%	121	0	121
Enfield	24,766	12,295	49.64%	303	3	300
Essex	4,224	2,717	64.32%	149	5	144
Fairfield	34,610	18,928	54.69%	959	3	956
Farmington	13,838	9,244	66.80%	411	8	403
Franklin	1,115	729	65.38%	16	0	16
Glastonbury	19,523	13,883	71.11%	676	4	672
Goshen	1,628	1,048	64.37%	64	2	62
Granby	6,429	3,744	58.24%	139	1	138
Greenwich	34,128	18,229	53.41%	1,019	0	1,019
Griswold	5,596	2,745	49.05%	80	0	80
Groton	16,472	8,717	52.92%	451	3	448
Guilford	13,542	7,802	57.61%	349	1	348
Haddam	5,124	3,023	59.00%	125	2	123
Hamden	30,562	17,420	57.00%	682	30	652
Hampton	994	651	65.49%	19	0	19
Hartford	45,208	19,457	43.04%	1,083	39	1,044
Hartland	1,273	767	60.25%	17	0	17
Harwinton	3,343	2,146	64.19%	80	0	80
Hebron	4,994	2,959	59.25%	86	0	86
Kent	1,743	1,096	62.88%	99	1	98
Killingly	7,332	4,083	55.69%	124	0	124
Killingworth	3,865	2,115	54.72%	60	1	59
Lebanon	3,967	2,384	60.10%	81	1	80
Ledyard	7,807	4,514	57.82%	233	2	231
Lisbon	2,337	1,262	54.00%	35	0	35

Election Day Registration, Turnout and Absentee Ballot Statistics

All Towns

	*Names on Official Check List (Active)	*Number Checked as Having Voted	Percentage Checked as Having Voted	Number of Absentee Ballots Received from Town Clerk	Number of Absentee Ballots Rejected	Number of Absentee Ballots Voted
Litchfield	5,751	3,389	58.93%	154	0	154
Lyme	1,560	1,035	66.35%	80	1	79
Madison	11,786	6,299	53.44%	258	4	254
Manchester	29,254	17,174	58.71%	665	10	655
Mansfield	7,497	4,377	58.38%	252	5	247
Marlborough	3,552	2,205	62.08%	79	0	79
Meriden	29,341	14,984	51.07%	742	4	738
Middlebury	4,111	2,938	71.47%	143	2	141
Middlefield	2,707	1,837	67.86%	78	3	75
Middletown	22,868	12,947	56.62%	659	5	654
Milford	29,642	16,122	54.39%	534	0	534
Monroe	10,819	6,073	56.13%	255	4	251
Montville	7,489	4,557	60.85%	126	6	120
Morris	1,417	892	62.95%	57	0	57
Naugatuck	15,937	8,668	54.39%	325	5	320
New Britain	28,996	16,048	55.35%	590	0	590
New Canaan	11,127	6,293	56.56%	399	9	390
New Fairfield	7,988	4,474	56.01%	178	3	175
New Hartford	3,726	2,354	63.18%	83	0	83
New Haven	52,761	22,616	42.86%	1,095	18	1,077
New London	10,549	5,416	51.34%	263	8	255
New Milford	13,830	7,345	53.11%	324	1	323
Newington	18,346	11,734	63.96%	519	4	515
Newtown	12,576	7,545	60.00%	297	4	293
Norfolk	1,028	661	64.30%	54	0	54
North Branford	8,149	4,299	52.75%	135	3	132
North Canaan	1,671	912	54.58%	50	0	50
North Haven	14,895	8,984	60.32%	321	3	318
North Stonington	3,029	1,679	55.43%	64	0	64
Norwalk	40,136	19,335	48.17%	554	4	550
Norwich	17,837	9,939	55.72%	381	5	376
Old Lyme	5,203	3,322	63.85%	187	3	184
Old Saybrook	6,546	4,206	64.25%	285	3	282
Orange	9,153	5,799	63.36%	251	4	247
Oxford	5,638	3,042	53.96%	64	0	64
Plainfield	7,646	3,745	48.98%	118	0	118
Plainville	9,357	5,755	61.50%	149	0	149

Election Day Registration, Turnout and Absentee Ballot Statistics

All Towns

	*Names on Official Check List (Active)	*Number Checked as Having Voted	Percentage Checked as Having Voted	Number of Absentee Ballots Received from Town Clerk	Number of Absentee Ballots Rejected	Number of Absentee Ballots Voted
Plymouth	5,851	3,544	60.57%	107	0	107
Pomfret	2,173	1,294	59.55%	58	1	57
Portland	5,904	3,769	63.84%	178	6	172
Preston	2,783	1,521	54.65%	46	0	46
Prospect	5,433	3,487	64.18%	104	1	103
Putnam	5,173	2,477	47.88%	121	5	116
Redding	5,213	2,871	55.07%	139	1	138
Ridgefield	14,858	8,064	54.27%	484	4	480
Rocky Hill	10,322	6,217	60.23%	324	7	317
Roxbury	1,367	903	66.06%	91	0	91
Salem	2,156	1,348	62.52%	40	1	39
Salisbury	2,488	1,599	64.27%	182	1	181
Scotland	867	527	60.78%	23	0	23
Seymour	8,226	4,809	58.46%	188	3	185
Sharon	1,834	1,037	56.54%	91	3	88
Shelton	20,718	12,103	58.42%	436	4	432
Sherman	2,040	1,304	63.92%	112	1	111
Simsbury	15,713	9,865	62.78%	516	9	507
Somers	5,081	2,910	57.27%	117	1	116
South Windsor	14,292	10,146	70.99%	528	2	526
Southbury	12,130	7,190	59.27%	485	2	483
Southington	24,156	14,170	58.66%	507	2	505
Sprague	1,637	972	59.38%	61	0	61
Stafford	6,940	4,461	64.28%	302	7	295
Stamford	55,382	28,403	51.29%	1,212	22	1,190
Sterling	1,430	727	50.84%	23	1	22
Stonington	11,241	6,139	54.61%	298	0	298
Stratford	27,739	15,611	56.28%	600	12	588
Suffield	7,217	4,185	57.99%	163	2	161
Thomaston	4,329	2,589	59.81%	95	3	92
Thompson	5,112	2,860	55.95%	85	0	85
Tolland	7,785	4,792	61.55%	182	2	180
Torrington	18,318	10,965	59.86%	730	6	724
Trumbull	22,290	11,940	53.57%	556	5	551
Union	464	336	72.41%	16	0	16
Vernon	14,826	9,081	61.25%	359	0	359
Voluntown	1,275	706	55.37%	19	1	18

Election Day Registration, Turnout and Absentee Ballot Statistics
All Towns

	*Names on Official Check List (Active)	*Number Checked as Having Voted	Percentage Checked as Having Voted	Number of Absentee Ballots Received from Town Clerk	Number of Absentee Ballots Rejected	Number of Absentee Ballots Voted
Wallingford	25,808	13,682	53.01%	641	8	633
Warren	768	506	65.89%	30	0	30
Washington	2,010	1,367	68.01%	88	0	88
Waterbury	49,048	26,519	54.07%	1,270	27	1,243
Waterford	11,893	7,034	59.14%	332	4	328
Watertown	12,769	7,401	57.96%	234	4	230
West Hartford	38,496	25,927	67.35%	1,603	13	1,590
West Haven	29,697	14,833	49.95%	807	15	792
Westbrook	3,499	2,337	66.79%	117	3	114
Weston	5,686	3,272	57.54%	228	4	224
Westport	16,343	9,493	58.09%	680	1	679
Wethersfield	17,098	11,981	70.07%	522	4	518
Willington	3,099	1,990	64.21%	48	0	48
Wilton	10,475	5,945	56.75%	379	4	375
Winchester	6,519	3,368	51.66%	252	5	247
Windham	11,760	5,870	49.91%	309	6	303
Windsor	16,397	9,737	59.38%	488	13	475
Windsor Locks	7,008	4,083	58.26%	136	0	136
Wolcott	9,401	5,772	61.40%	194	3	191
Woodbridge	5,767	3,806	66.00%	205	0	205
Woodbury	5,484	3,610	65.83%	195	3	192
Woodstock	4,162	2,358	56.66%	73	4	69
	<u>1,806,750</u>	<u>1,022,453</u>	<u>56.59%</u>	<u>47,255</u>	<u>632</u>	<u>46,623</u>

* Includes "Overseas" voters


STATE OF CONNECTICUT
OFFICE OF THE SECRETARY OF THE STATE

We, the undersigned, having canvassed the Returns of the Presiding Officers of the
Electors' Meetings in the several towns of this State, hereby declare


JOHN G. ROWLAND

elected GOVERNOR of the State of Connecticut for the term of four years
from the Wednesday following the first Monday of January,
Nineteen Hundred Ninety Nine.


Dated in Hartford, Connecticut
this twenty-fifth day of November
Nineteen Hundred Ninety Eight



Howard G. Rifkin
Deputy Secretary of the State



Richard D. Gray
Deputy Treasurer



Mark E. Ojakian
Deputy Comptroller


STATE OF CONNECTICUT
OFFICE OF THE SECRETARY OF THE STATE

We, the undersigned, having canvassed the Returns of the Presiding Officers of the
Electors' Meetings in the several towns of this State, hereby declare


M. JODI RELL

elected LIEUTENANT GOVERNOR of the State of Connecticut for the term
of four years from the Wednesday following the first Monday of January,
Nineteen Hundred Ninety Nine.


Dated in Hartford, Connecticut
this twenty-fifth day of November
Nineteen Hundred Ninety Eight



Howard G. Rifkin
Deputy Secretary of the State



Richard D. Gray
Deputy Treasurer



Mark E. Ojakian
Deputy Comptroller


STATE OF CONNECTICUT
OFFICE OF THE SECRETARY OF THE STATE

We, the undersigned, having canvassed the Returns of the Presiding Officers of the Electors' Meetings in the several towns of this State, hereby declare


CHRISTOPHER J. DODD

elected UNITED STATES SENATOR in the Congress of the United States for the term of six years from 12:00 noon on the 3rd day of January, Nineteen Hundred Ninety Nine.

Dated in Hartford, Connecticut
this twenty-fifth day of November
Nineteen Hundred Ninety Eight



Howard G. Rifkin
Deputy Secretary of the State



Richard D. Gray
Deputy Treasurer



Mark E. Ojakian
Deputy Comptroller


STATE OF CONNECTICUT
OFFICE OF THE SECRETARY OF THE STATE

We, the undersigned, having canvassed the Returns of the Presiding Officers of the Electors' Meetings in the several towns of this State, hereby declare


SUSAN BYSIEWICZ

elected SECRETARY OF THE STATE of the State of Connecticut for the term of four years from the Wednesday following the first Monday of January, Nineteen Hundred Ninety Nine.

Dated in Hartford, Connecticut
this twenty-fifth day of November
Nineteen Hundred Ninety Eight



Richard D. Gray
Deputy Treasurer



Mark E. Ojakian
Deputy Comptroller

STATE OF CONNECTICUT
OFFICE OF THE SECRETARY OF THE STATE

We, the undersigned, having canvassed the Returns of the Presiding Officers of the
Electors' Meetings in the several towns of this State, hereby declare

DENISE NAPPIER

elected TREASURER of the State of Connecticut for the term of four years
from the Wednesday following the first Monday of January,
Nineteen Hundred Ninety Nine.

Dated in Hartford, Connecticut
this twenty-fifth day of November
Nineteen Hundred Ninety Eight



Howard G. Rifkin
Deputy Secretary of the State



Mark E. Ojakian
Deputy Comptroller

STATE OF CONNECTICUT
OFFICE OF THE SECRETARY OF THE STATE

We, the undersigned, having canvassed the Returns of the Presiding Officers of the
Electors' Meetings in the several towns of this State, hereby declare


NANCY WYMAN

elected COMPTROLLER of the State of Connecticut for the term of four years
from the Wednesday following the first Monday of January,
Nineteen Hundred Ninety Nine.

Dated in Hartford, Connecticut
this twenty-fifth day of November
Nineteen Hundred Ninety Eight



Howard G. Rifkin
Deputy Secretary of the State



Richard D. Gray
Deputy Treasurer

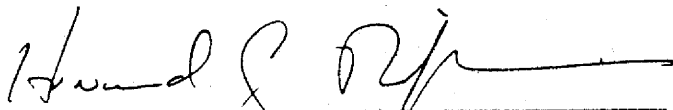
STATE OF CONNECTICUT
OFFICE OF THE SECRETARY OF THE STATE

We, the undersigned, having canvassed the Returns of the Presiding Officers of the
Electors' Meetings in the several towns of this State, hereby declare


RICHARD BLUMENTHAL

elected ATTORNEY GENERAL of the State of Connecticut for the term of
four years from the Wednesday following the first Monday of January,
Nineteen Hundred Ninety Nine.

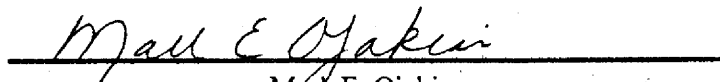
Dated in Hartford, Connecticut
this twenty-fifth day of November
Nineteen Hundred Ninety Eight



Howard G. Rifkin
Deputy Secretary of the State



Richard D. Gray
Deputy Treasurer



Mark E. Ojakian
Deputy Comptroller

STATE OF CONNECTICUT

OFFICE OF THE SECRETARY OF THE STATE


We, the undersigned, having canvassed the Returns of the Presiding Officers of the Electors' Meetings in the towns comprising the several Congressional Districts of this State, hereby declare the following named persons elected REPRESENTATIVES in the ONE HUNDRED SIXTH CONGRESS of the United States for the term of two years from 12:00 noon on the 3rd day of January, Nineteen Hundred Ninety Nine:

<u>District Number</u>	<u>Name</u>
1	John B. Larson
2	Sam Gejdenson
3	Rosa DeLauro
4	Christopher Shays
5	Jim Maloney
6	Nancy L. Johnson


Dated in Hartford, Connecticut
this twenty-fifth day of November
Nineteen Hundred Ninety Eight



Howard G. Rifkin
Deputy Secretary of the State



Richard D. Gray
Deputy Treasurer




Mark E. Ojakian
Deputy Comptroller

STATE OF CONNECTICUT
OFFICE OF THE SECRETARY OF THE STATE


We, the undersigned, having canvassed the Returns of the Presiding Officers of the Electors' Meetings in the towns comprising the different Senatorial Districts of this State, hereby declare the following named persons elected STATE SENATORS for the term of two years from the Wednesday following the first Monday of January, Nineteen Hundred Ninety Nine:

<u>DISTRICT NUMBER</u>	<u>NAME</u>	<u>DISTRICT NUMBER</u>	<u>NAME</u>
1	John W. Fonfara	19	Edith Prague
2	Eric D. Coleman	20	Melodie Peters
3	Gary D. LeBeau	21	George L. Gunther
4	Mary Ann Handley	22	Angelina Lee Scarpetti
5	Kevin B. Sullivan	23	Alvin W. Penn
6	Thomas A. Bozek	24	David J. Cappiello
7	John A. Kissel	25	Robert L. Genuario
8	Thomas J. Herlihy	26	Judith G. Freedman
9	Biagio "Billy" Ciotto	27	George Jepsen
10	Toni Harp	28	John McKinney
11	Martin Looney	29	Donald E. Williams, Jr.
12	William Aniskovich	30	M. Adela Eads
13	Thomas P. Gaffey	31	Tom Colapietro
14	Win Smith, Jr.	32	Louis C. DeLuca
15	Thomas F. Upson	33	Eileen M. Daily
16	Stephen R. Somma	34	Brian McDermott
17	Joe Crisco	35	Tony Guglielmo
18	Cathy Welles Cook	36	William H. Nickerson


Dated in Hartford, Connecticut
this twenty-fifth day of November
Nineteen Hundred Ninety Eight



Howard G. Rifkin
Deputy Secretary of the State



Richard D. Gray
Deputy Treasurer



Mark E. Ojakian
Deputy Comptroller

OFFICE OF THE SECRETARY OF THE STATE

We, the undersigned, having canvassed the Returns of the Presiding Officers of the Electors' Meetings in the towns comprising the different Assembly Districts of this State, hereby declare the following named persons elected STATE REPRESENTATIVES for the term of two years from the Wednesday following the first Monday of January, Nineteen Hundred Ninety Nine:

<u>DISTRICT NUMBER</u>	<u>NAME</u>	<u>DISTRICT NUMBER</u>	<u>NAME</u>
1	Kenneth P. Green	28	Paul R. Doyle
2	Barnaby Horton	29	Richard D. Tulisano
3	Minnie Gonzalez	30	Ann P. Dandrow
4	Evelyn C. Mantilla	31	Sonya (Sonny) Googins
5	Marie Lopez Kirkley-Bey	32	Jim O'Rourke
6	Art Feltman	33	Joseph C. Serra
7	Annette Wheeler Carter	34	Gail K. Hamm
8	Patrick J. Flaherty	35	Robert A. Landino
9	Christopher R. Stone	36	Claire Sauer
10	Melody Currey	37	Gary J. Orefice
11	Michael A. Christ	38	Andrea L. Stillman
12	David H. Blackwell	39	Wade A. Hyslop, Jr.
13	John W. Thompson	40	Nancy A. DeMarinis
14	Nancy E. Kerensky	41	Lenny T. Winkler
15	Mary U. Eberle	42	Mary K. McGrattan
16	Robert Heagney	43	Robert R. Simmons
17	Jessie Stratton	44	Michael Caron
18	Andrew M. Fleischmann	45	Steven Mikutel
19	Robert Farr	46	Peter A. Nystrom
20	David McCluskey	47	Jack Malone
21	Demetrios Giannaros	48	Linda A. Orange
22	Elizabeth "Betty" Boukus	49	Walter M. Pawelkiewicz
23	Theresa B. Gerratana	50	Jefferson B. Davis
24	David Pudlin	51	Shawn T. Johnston
25	John C. Geragosian	52	John D. Mordasky
26	Anthony J. Tercyak	53	Michael 'Mike' Cardin
27	Sandy Nafis	54	Denise Merrill