

STATE OF CONNECTICUT  
SECRETARY OF THE STATE

---

---

**STATEMENT OF VOTE**

GENERAL ELECTION

NOVEMBER 7, 2006

---

TABULATED FROM RETURNS AS  
RECORDED BY THE MODERATORS  
AND FILED WITH THE OFFICE OF  
SECRETARY OF THE STATE

---

PRINTED IN COMPLIANCE WITH STATUTE

---

HARTFORD

**VOTE FOR JUDGE OF PROBATE  
NOVEMBER 7, 2006  
PROBATE DISTRICTS**

	Republican Robert E. Simpson	Democratic Ellin M. Grenger
Ledyard	<u>2,090</u>	<u>2,633</u>
Total	2,090	2,633
<b>Plurality: 543</b>		

---

	Republican Helen Ruwet Bunnell	Democratic Diane Blick
Kent	520	764
Litchfield	1,958	1,815
Morris	502	494
Warren	<u>333</u>	<u>279</u>
Total	3,313	3,352
<b>Plurality: 39</b>		

---

	Republican Richard B. Lightfoot	Democratic No Nomination
Lyme	<u>694</u>	<u>0</u>
Total	694	0
<b>Plurality: 694</b>		

---

	Republican Carol B. Lougee	Democratic Phillip Zuckerman
Madison	<u>3,702</u>	<u>3,949</u>
Total	3,702	3,949
<b>Plurality: 247</b>		

---

	Republican Jeffrey A. Beckman	Democratic John W. Cooney
Manchester	<u>5,879</u>	<u>10,341</u>
Total	5,879	10,341
<b>Plurality: 4,462</b>		

---

	Republican Brendan Putman	Democratic Claire C. Twerdy
Coventry	1,397	2,993
Mansfield	<u>1,132</u>	<u>4,589</u>
Total	2,529	7,582
<b>Plurality: 5,053</b>		

---

**VOTE FOR JUDGE OF PROBATE  
NOVEMBER 7, 2006  
PROBATE DISTRICTS**

Marlborough	Republican Frank J. Corbo, Jr.	Democratic Ned Hickey
Marlborough	<u>1,501</u>	<u>1,246</u>
Total	1,501	1,246
<b>Plurality: 255</b>		

---

Meriden	Republican No Nomination	Democratic Brian T. Mahon
Meriden	<u>0</u>	<u>10,934</u>
Total	0	10,934
<b>Plurality: 10,934</b>		

---

Middletown	Republican No Nomination	Democratic Joseph D. Marino
Cromwell	0	3,979
Durham	0	1,927
Middlefield	0	1,434
Middletown	<u>0</u>	<u>9,729</u>
Total	0	17,069
<b>Plurality: 17,069</b>		

---

Milford	Republican No Nomination	Democratic Beverly Streit-Kefalas
Milford	<u>0</u>	<u>13,040</u>
Total	0	13,040
<b>Plurality: 13,040</b>		

---

Montville	Republican No Nomination	Democratic Ronald K. McDaniel, Jr.
Montville	<u>0</u>	<u>4,462</u>
Total	0	4,462
<b>Plurality: 4,462</b>		

---

Naugatuck	Republican Peter E. Mariano	Democratic No Nomination
Beacon Falls	1,052	0
Naugatuck	<u>4,475</u>	<u>0</u>
Total	5,527	0
<b>Plurality: 5,527</b>		

**VOTE FOR JUDGE OF PROBATE  
NOVEMBER 7, 2006  
PROBATE DISTRICTS**

New Canaan	Republican Russell A. Kimes, Jr.	Democratic No Nomination
New Canaan	<u>5,208</u>	<u>0</u>
Total	5,208	0
		<b>Plurality: 5,208</b>

---

New Fairfield	Republican William P. DeFeo	Democratic No Nomination
New Fairfield	3,242	0
Sherman	<u>909</u>	<u>0</u>
Total	4,151	0
		<b>Plurality: 4,151</b>

---

New Hartford	Republican Norman E. Rogers, Jr.	Democratic Norman E. Rodgers, Jr.
Barkhamsted	571	829
Hartland	449	357
New Hartford	<u>1,334</u>	<u>1,479</u>
Total	2,354	2,665
		<b>Plurality: 5,019</b>

Total votes for cross-endorsed candidate Norman E. Rodgers, Jr. 5,019

---

New Haven	Republican No Nomination	Democratic John A. Keyes
New Haven	<u>0</u>	<u>17,793</u>
Total	0	17,793
		<b>Plurality: 17,793</b>

---

New London	Republican Nicholas Grimaldi, Jr.	Democratic Mathew H. Greene
New London	1,057	3,642
Waterford	<u>2,205</u>	<u>4,898</u>
Total	3,262	8,540
		<b>Plurality: 5,278</b>

---

**VOTE FOR JUDGE OF PROBATE  
NOVEMBER 7, 2006  
PROBATE DISTRICTS**

New Milford	Republican Marty Landgrebe	Democratic No Nomination
Bridgewater	524	0
New Milford	<u>5,248</u>	<u>0</u>
Total	5,772	0
<b>Plurality: 5,772</b>		

Newington	Republican Benjamin Ancona Jr.	Democratic Robert A. Randich
Newington	3,670	7,361
Rocky Hill	2,382	3,780
Wethersfield	<u>4,214</u>	<u>6,012</u>
Total	10,266	17,153
<b>Plurality: 6,887</b>		

Newtown	Republican Margot S. Hall	Democratic No Nomination
Newtown	<u>7,201</u>	<u>0</u>
Total	7,201	0
<b>Plurality: 7,201</b>		

North Branford	Republican Frank J. Forgione	Democratic No Nomination
North Branford	<u>2,622</u>	<u>0</u>
Total	2,622	0
<b>Plurality: 2,622</b>		

North Haven	Republican Michael R. Brandt	Democratic No Nomination
North Haven	<u>4,998</u>	<u>0</u>
Total	4,998	0
<b>Plurality: 4,998</b>		

North Stonington	Republican Teresa A. Pensis	Democratic No Nomination
North Stonington	<u>1,188</u>	<u>0</u>
Total	1,188	0
<b>Plurality: 1,188</b>		

**VOTE FOR JUDGE OF PROBATE  
NOVEMBER 7, 2006  
PROBATE DISTRICTS**

Northwest Corner	Republican Lawrence B. Kurland	Democratic Charles C. Vail
Cornwall	179	531
Norfolk	246	467
North Canaan	391	582
Salisbury	493	1,336
Sharon	<u>372</u>	<u>850</u>
Total	1,681	3,766
		<b>Plurality: 2,085</b>

Norwalk	Republican Anthony D. DePanfilis	Democratic No Nomination
Norwalk	11,215	0
Wilton	<u>4,000</u>	<u>0</u>
Total	15,215	0
		<b>Plurality: 15,215</b>

Norwich	Republican No Nomination	Democratic Linda M. Salafia
Franklin	0	574
Lisbon	0	1,056
Norwich	0	6,464
Preston	0	1,218
Sprague	0	760
Voluntown	<u>0</u>	<u>545</u>
Total	0	10,617
		<b>Plurality: 10,617</b>

Old Lyme	Republican Sylvia L. Peterson	Democratic Sylvia L. Peterson
Old Lyme	<u>1,679</u>	<u>1,772</u>
Total	1,679	1,772
		<b>Plurality: 3,451</b>

Total votes for cross-endorsed candidate Sylvia L. Peterson 3,451

Old Saybrook	Republican Kerry E. Knobelsdorff	Democratic Roger W. Goodnow
Old Saybrook	<u>1,758</u>	<u>2,934</u>
Total	1,758	2,934
		<b>Plurality: 1,176</b>

**VOTE FOR JUDGE OF PROBATE  
NOVEMBER 7, 2006  
PROBATE DISTRICTS**

	Orange	Republican John J. Carangelo	Democratic Brian M. Stone
Orange		<u>3,491</u>	<u>2,453</u>
Total		3,491	2,453
<b>Plurality: 1,038</b>			

	Oxford	Republican Claire M. McNamara	Democratic John W. Fertig, Jr.
Oxford		<u>1,489</u>	<u>2,702</u>
Total		1,489	2,702
<b>Plurality: 1,213</b>			

	Plainfield	Republican No Nomination	Democratic Kathleen Sendley Barry
Canterbury		0	1,293
Plainfield		0	2,894
Sterling		<u>0</u>	<u>606</u>
Total		0	4,793
<b>Plurality: 4,793</b>			

	Plainville	Republican No Nomination	Democratic Heidi Famiglietti
Plainville		<u>0</u>	<u>4,517</u>
Total		0	4,517
<b>Plurality: 4,517</b>			

	Plymouth	Republican Mark D. Malley	Democratic No Nomination
Plymouth		<u>2,021</u>	<u>0</u>
Total		2,021	0
<b>Plurality: 2,021</b>			

	Pomfret	Republican Leah P. Schad	Democratic Leah P. Schad
Pomfret		<u>681</u>	<u>866</u>
Total		681	866
<b>Plurality: 1,547</b>			

Total votes for cross-endorsed candidate Leah P. Schad 1,547

**VOTE FOR JUDGE OF PROBATE  
NOVEMBER 7, 2006  
PROBATE DISTRICTS**

	Portland	Republican Richard D. Carella	Democratic Stephen E. Kinsella
Portland		<u>1,864</u>	<u>2,039</u>
Total		1,864	2,039
			<b>Plurality: 175</b>

---

	Putnam	Republican Ernest J. Cotnoir	Democratic Ernest J. Cotnoir
Putnam		<u>813</u>	<u>1,384</u>
Total		813	1,384
			<b>Plurality: 2,197</b>

Total votes for cross-endorsed candidate Ernest J. Cotnoir 2,197

---

	Redding	Republican Richard L. Emerson	Democratic No Nomination
Redding		<u>2,132</u>	<u>0</u>
Total		2,132	0
			<b>Plurality: 2,132</b>

---

	Ridgefield	Republican Joseph A. Egan, Jr.	Democratic No Nomination
Ridgefield		<u>5,788</u>	<u>0</u>
Total		5,788	0
			<b>Plurality: 5,788</b>

---

	Roxbury	Republican Jeannette M. Puglio	Democratic No Nomination
Roxbury		<u>661</u>	<u>0</u>
Total		661	0
			<b>Plurality: 661</b>

---

	Salem	Republican John W. Butts	Democratic John W. Butts
Salem		<u>652</u>	<u>885</u>
Total		652	885
			<b>Plurality: 1,537</b>

Total votes for cross-endorsed candidate John W. Butts 1,537

---



**VOTE FOR JUDGE OF PROBATE  
NOVEMBER 7, 2006  
PROBATE DISTRICTS**

	Saybrook	Republican Justine R. Tobis	Democratic Justine R. Tobis
Chester		<u>462</u>	<u>1,095</u>
Total		462	1,095
<b>Plurality: 1,557</b>			

Total votes for cross-endorsed candidate Justine R. Tobis 1,557

	Shelton	Republican Fred J. Anthony	Democratic James J. Capinera
Shelton		<u>7,719</u>	<u>4,803</u>
Total		7,719	4,803
<b>Plurality: 2,916</b>			

	Simsbury	Republican Paul J. Knierim	Democratic No Nomination
Simsbury		<u>6,481</u>	<u>0</u>
Total		6,481	0
<b>Plurality: 6,481</b>			

	Southbury	Republican Thomas M. Sutnik	Democratic Thomas M. Sutnik
Southbury		<u>4,030</u>	<u>3,475</u>
Total		4,030	3,475
<b>Plurality: 7,505</b>			

Total votes for cross-endorsed candidate Thomas M. Sutnik 7,505

	Southington	Republican Eric P. Daigle	Democratic Bryan F. Meccariello
Southington		<u>5,651</u>	<u>10,460</u>
Total		5,651	10,460
<b>Plurality: 4,809</b>			

	Stafford	Republican Wendell Avery	Democratic Mark J. Maniscalco
Somers		1,433	1,975
Stafford		2,142	2,272
Union		<u>183</u>	<u>219</u>
Total		3,758	4,466
<b>Plurality: 708</b>			

**VOTE FOR JUDGE OF PROBATE  
NOVEMBER 7, 2006  
PROBATE DISTRICTS**

Stamford	Republican Vincent J. Freccia, III	Democratic Gerald M. Fox	Green David A. Bedell
Stamford	<u>8,070</u>	<u>18,811</u>	<u>363</u>
Total	8,070	18,811	363
<b>Plurality: 10,741</b>			

Stonington	Republican Paul E. Cravinho	Democratic Paul E. Cravinho	Petitioning Candidate Jared Swain
Stonington	<u>2,843</u>	<u>3,696</u>	<u>621</u>
Total	2,843	3,696	621
<b>Plurality: 5,918</b>			

Total votes for cross-endorsed candidate Paul E. Cravinho 6,539

Stratford	Republican F. Paul Kurmay	Democratic No Nomination
Stratford	<u>8,619</u>	<u>0</u>
Total	8,619	0
<b>Plurality: 8,619</b>		

Suffield-East Granby	Republican Edward G. McAnaney	Democratic No Nomination
East Granby	1,163	0
Suffield	<u>2,813</u>	<u>0</u>
Total	3,976	0
<b>Plurality: 3,976</b>		

Thomaston	Republican No Nomination	Democratic Joseph J. Fairchild
Thomaston	<u>0</u>	<u>1,828</u>
Total	0	1,828
<b>Plurality: 1,828</b>		

Thompson	Republican No Nomination	Democratic Kathleen J. Murphy
Thompson	<u>0</u>	<u>2,116</u>
Total	0	2,116
<b>Plurality: 2,116</b>		

**VOTE FOR JUDGE OF PROBATE  
NOVEMBER 7, 2006  
PROBATE DISTRICTS**

	Republican Cheryl H. Brown	Democratic No Nomination	
Tolland	4,180		0
Willington	<u>1,175</u>		<u>0</u>
Total	5,355		0
			<b>Plurality: 5,355</b>

	Republican Michael F. Magistrali	Democratic No Nomination	
Goshen	775		0
Torrington	<u>6,735</u>		<u>0</u>
Total	7,510		0
			<b>Plurality: 7,510</b>

	Republican John P. Chiota	Democratic No Nomination	
Easton	1,931		0
Monroe	5,289		0
Trumbull	<u>8,049</u>		<u>0</u>
Total	15,269		0
			<b>Plurality: 15,269</b>

	Republican No Nomination	Democratic Philip A. Wright, Jr.	
Wallingford	<u>0</u>	<u>10,214</u>	
Total	0	10,214	
			<b>Plurality: 10,214</b>

	Republican Victoria M. Cherniske	Democratic No Nomination	
Washington	<u>990</u>		<u>0</u>
Total	990		0
			<b>Plurality: 990</b>

**VOTE FOR JUDGE OF PROBATE  
NOVEMBER 7, 2006  
PROBATE DISTRICTS**

Waterbury	Republican No Nomination	Democratic Tom Brunnock
Middlebury	0	1,672
Waterbury	0	12,394
Wolcott	<u>0</u>	<u>4,548</u>
Total	0	18,614
		<b>Plurality: 18,614</b>

West Hartford	Republican No Nomination	Democratic Sydney W. Elkin
West Hartford	<u>0</u>	<u>17,677</u>
Total	0	17,677
		<b>Plurality: 17,677</b>

West Haven	Republican E. Michael Heffernan	Democratic E. Michael Heffernan
West Haven	<u>3,436</u>	<u>8,202</u>
Total	3,436	8,202
		<b>Plurality: 11,638</b>

Total votes for cross-endorsed candidate E. Michael Heffernan 11,638

Westbrook	Republican No Nomination	Democratic Constance J. Vogell
Westbrook	<u>0</u>	<u>2,271</u>
Total	0	2,271
		<b>Plurality: 2,271</b>

Westport	Republican No Nomination	Democratic Kevin M. O'Grady
Weston	0	2,672
Westport	<u>0</u>	<u>7,933</u>
Total	0	10,605
		<b>Plurality: 10,605</b>

Winchester	Republican No Nomination	Democratic Alan M. Barber
Colebrook	0	471
Winchester	<u>0</u>	<u>2,463</u>
Total	0	2,934
		<b>Plurality: 2,934</b>

**VOTE FOR JUDGE OF PROBATE  
NOVEMBER 7, 2006  
PROBATE DISTRICTS**

Windham	Republican No Nomination	Democratic Dennis O'Brien
Scotland	0	426
Windham	<u>0</u>	<u>3,881</u>
Total	0	4,307
<b>Plurality: 4,307</b>		

Windsor	Republican Brian Griffin	Democratic Brian Griffin
Windsor	<u>6,714</u>	<u>2,750</u>
Total	6,714	2,750
<b>Plurality: 9,464</b>		

Total votes for cross-endorsed candidate Brian Griffin 9,464

Windsor Locks	Republican No Nomination	Democratic William C. Leary
Windsor Locks	<u>0</u>	<u>3,032</u>
Total	0	3,032
<b>Plurality: 3,032</b>		

Woodbridge	Republican No Nomination	Democratic Peter D. Hershman
Woodbridge	<u>0</u>	<u>2,575</u>
Total	0	2,575
<b>Plurality: 2,575</b>		

Woodbury	Republican Domenick Calabrese	Democratic No Nomination
Bethlehem	1,185	0
Watertown	4,443	0
Woodbury	<u>2,398</u>	<u>0</u>
Total	8,026	0
<b>Plurality: 8,026</b>		

Woodstock	Republican Nancy M. Gale	Democratic No Nomination
Woodstock	<u>1,862</u>	<u>0</u>
Total	1,862	0
<b>Plurality: 1,862</b>		

SUMMARY OF ELECTION DAY REGISTRATION, TURNOUT AND  
 ABSENTEE BALLOT STATISTICS BY CONGRESSIONAL DISTRICT

November 7, 2006

	*Names on Official Check List (Active)	*Number Checked as Having Voted	Percentage Checked as Having Voted	Number of *Absentee Ballots Received from Town Clerk	Number of *Absentee Ballots Rejected	Number of *Absentee Ballots Voted
1	403,947	244,299	60.48%	12,352	159	12,193
2	411,275	255,477	62.12%	12,765	192	12,573
3	366,584	214,018	58.38%	11,410	220	11,190
4	373,070	216,899	58.14%	14,948	226	14,722
5	<u>386,591</u>	<u>231,698</u>	<u>59.93%</u>	<u>13,457</u>	<u>279</u>	<u>13,178</u>
Total	1,941,467	1,162,391	59.87%	64,932	1,076	63,856

\*Includes Overseas Ballot votes

SUMMARY OF ELECTION DAY REGISTRATION, TURNOUT AND  
ABSENTEE BALLOT STATISTICS BY COUNTY

November 7, 2006

	*Names on Official Check List (Active)	*Number Checked as Having Voted	Percentage Checked as Having Voted	Number of *Absentee Ballots Received from Town Clerk	Number of *Absentee Ballots Rejected	Number of *Absentee Ballots Voted
Fairfield	478,140	280,323	58.63%	18,443	271	18,172
Hartford	483,213	293,349	60.71%	14,835	248	14,587
Litchfield	116,388	73,116	62.82%	4,552	81	4,471
Middlesex	99,564	65,818	66.11%	3,664	47	3,617
New Haven	467,773	269,477	57.61%	14,514	287	14,227
New London	146,643	89,512	61.04%	4,895	76	4,819
Tolland	84,326	54,779	64.96%	2,496	40	2,456
Windham	<u>65,420</u>	<u>36,017</u>	<u>55.06%</u>	<u>1,533</u>	<u>26</u>	<u>1,507</u>
Total	1,941,467	1,162,391	59.87%	64,932	1,076	63,856

\*Includes Overseas Ballot votes

**ELECTION DAY REGISTRATION, TURNOUT AND  
ABSENTEE BALLOT STATISTICS  
November 7, 2006**

Town	*Names on Official Check List (Active)	*Number Checked as Having Voted	Percentage Checked as Having Voted	Number of *Absentee Ballots Received from Town Clerk	Number of *Absentee Ballots Rejected	Number of *Absentee Ballots Voted
Andover	2,216	1,495	67.46%	54	1	53
Ansonia	9,365	5,307	56.67%	264	0	264
Ashford	2,811	1,820	64.75%	68	0	68
Avon	11,336	8,420	74.28%	713	10	703
Barkhamsted	2,508	1,754	69.94%	62	1	61
Beacon Falls	3,443	2,151	62.47%	80	2	78
Berlin	12,463	8,308	66.66%	385	2	383
Bethany	3,726	2,665	71.52%	142	3	139
Bethel	10,786	6,847	63.48%	317	4	313
Bethlehem	2,676	1,854	69.28%	112	4	108
Bloomfield	13,666	8,218	60.13%	628	6	622
Bolton	3,485	2,464	70.70%	107	2	105
Bozrah	1,653	1,087	65.76%	51	4	47
Branford	18,283	11,309	61.86%	685	16	669
Bridgeport	58,280	22,946	39.37%	906	22	884
Bridgewater	1,445	972	67.27%	81	1	80
Bristol	31,926	18,598	58.25%	829	6	823
Brookfield	9,483	6,469	68.22%	313	3	310
Brooklyn	4,577	2,647	57.83%	102	1	101
Burlington	6,019	3,919	65.11%	190	0	190
Canaan	744	500	67.20%	45	0	45
Canterbury	3,350	2,017	60.21%	75	0	75
Canton	6,596	4,584	69.50%	270	5	265
Chaplin	1,393	874	62.74%	21	0	21
Cheshire	17,496	12,075	69.02%	719	22	697
Chester	2,534	1,658	65.43%	126	4	122
Clinton	9,272	5,509	59.42%	214	1	213
Colchester	9,216	5,864	63.63%	238	7	231
Colebrook	1,070	710	66.36%	36	0	36
Columbia	3,517	2,577	73.27%	118	1	117
Cornwall	1,047	813	77.65%	96	1	95
Coventry	7,629	4,881	63.98%	166	0	166



**ELECTION DAY REGISTRATION, TURNOUT AND  
ABSENTEE BALLOT STATISTICS  
November 7, 2006**

Town	*Names on Official Check List (Active)	*Number Checked as Having Voted	Percentage Checked as Having Voted	Number of *Absentee Ballots Received from Town Clerk	Number of *Absentee Ballots Rejected	Number of *Absentee Ballots Voted
Cromwell	8,835	5,628	63.70%	367	3	364
Danbury	30,559	17,504	57.28%	1,050	13	1,037
Darien	12,164	8,005	65.81%	679	4	675
Deep River	3,067	2,090	68.14%	121	2	119
Derby	6,380	3,625	56.82%	184	0	184
Durham	4,763	3,295	69.18%	182	0	182
East Granby	3,234	2,214	68.46%	109	0	109
East Haddam	5,449	3,765	69.10%	4	0	4
East Hampton	7,595	5,330	70.18%	232	5	227
East Hartford	24,821	12,637	50.91%	454	12	442
East Haven	15,017	8,470	56.40%	391	3	388
East Lyme	11,160	7,659	68.63%	542	5	537
East Windsor	6,450	3,693	57.26%	120	2	118
Eastford	1,096	764	69.71%	33	2	31
Easton	5,112	3,250	63.58%	219	0	219
Ellington	8,578	5,388	62.81%	187	2	185
Enfield	25,313	14,629	57.79%	513	11	502
Essex	4,561	3,415	74.87%	260	5	255
Fairfield	34,299	22,658	66.06%	1,472	22	1,450
Farmington	16,086	10,947	68.05%	786	18	768
Franklin	1,240	869	70.08%	27	1	26
Glastonbury	21,557	15,247	70.73%	936	12	924
Goshen	2,008	1,436	71.51%	88	1	87
Granby	6,865	5,120	74.58%	260	3	257
Greenwich	32,844	21,865	66.57%	1,888	41	1,847
Griswold	6,359	3,454	54.32%	81	2	79
Groton	18,439	10,652	57.77%	688	17	671
Guilford	15,190	10,022	65.98%	667	14	653
Haddam	5,404	3,654	67.62%	149	2	147
Hamden	32,666	20,407	62.47%	1,290	46	1,244
Hampton	1,230	881	71.63%	38	0	38
Hartford	44,207	16,904	38.24%	37	0	37

**ELECTION DAY REGISTRATION, TURNOUT AND  
ABSENTEE BALLOT STATISTICS**

**November 7, 2006**

Town	*Names on Official Check List (Active)	*Number Checked as Having Voted	Percentage Checked as Having Voted	Number of *Absentee Ballots Received from Town Clerk	Number of *Absentee Ballots Rejected	Number of *Absentee Ballots Voted
Hartland	1,461	927	63.45%	35	0	35
Harwinton	3,830	2,525	65.93%	91	0	91
Hebron	5,999	3,958	65.98%	161	1	160
Kent	1,968	1,404	71.34%	150	0	150
Killingly	8,814	4,594	52.12%	182	0	182
Killingworth	4,413	3,003	68.05%	123	2	121
Lebanon	4,555	3,086	67.75%	105	0	105
Ledyard	8,528	5,341	62.63%	271	1	270
Lisbon	2,502	1,568	62.67%	43	2	41
Litchfield	6,035	3,829	63.45%	329	9	320
Lyme	1,733	1,301	75.07%	103	1	102
Madison	13,052	8,212	62.92%	651	3	648
Manchester	30,334	18,228	60.09%	1,025	5	1,020
Mansfield	10,448	6,274	60.05%	365	7	358
Marlborough	4,065	2,901	71.37%	100	1	99
Meriden	30,594	16,391	53.58%	743	8	735
Middlebury	4,676	3,315	70.89%	169	2	167
Middlefield	3,040	2,098	69.01%	114	6	108
Middletown	22,940	14,383	62.70%	941	9	932
Milford	31,167	19,614	62.93%	809	0	809
Monroe	12,429	7,467	60.08%	336	2	334
Montville	9,242	5,932	64.19%	250	2	248
Morris	1,624	1,087	66.93%	81	2	79
Naugatuck	16,468	8,743	53.09%	321	6	315
New Britain	30,574	14,657	47.94%	715	21	694
New Canaan	11,798	8,107	68.72%	723	8	715
New Fairfield	8,798	5,190	58.99%	252	3	249
New Hartford	4,515	3,154	69.86%	183	3	180
New Haven	55,913	26,615	47.60%	1,679	38	1,641
New London	9,950	5,384	54.11%	278	4	274
New Milford	16,576	9,342	56.36%	427	1	426
Newington	18,129	12,006	66.23%	663	14	649

**ELECTION DAY REGISTRATION, TURNOUT AND  
ABSENTEE BALLOT STATISTICS**

**November 7, 2006**

Town	*Names on Official Check List (Active)	*Number Checked as Having Voted	Percentage Checked as Having Voted	Number of *Absentee Ballots Received from Town Clerk	Number of *Absentee Ballots Rejected	Number of *Absentee Ballots Voted
Newtown	15,881	10,762	67.77%	603	4	599
Norfolk	1,110	814	73.33%	77	0	77
North Branford	8,555	5,546	64.83%	228	3	225
North Canaan	1,866	1,111	59.54%	109	0	109
North Haven	15,502	10,318	66.56%	518	4	514
North Stonington	3,472	2,196	63.25%	101	3	98
Norwalk	45,645	23,953	52.48%	1,239	27	1,212
Norwich	18,643	9,125	48.95%	441	1	440
Old Lyme	5,951	3,860	64.86%	325	3	322
Old Saybrook	7,282	4,926	67.65%	395	3	392
Orange	9,854	6,617	67.15%	362	5	357
Oxford	7,699	4,652	60.42%	189	3	186
Plainfield	8,773	4,317	49.21%	153	0	153
Plainville	9,875	6,245	63.24%	201	6	195
Plymouth	7,467	3,869	51.81%	150	6	144
Pomfret	2,650	1,724	65.06%	94	0	94
Portland	6,195	4,215	68.04%	240	0	240
Preston	3,505	1,945	55.49%	77	0	77
Prospect	5,768	3,738	64.81%	130	0	130
Putnam	4,912	2,557	52.06%	138	10	128
Redding	6,395	4,154	64.96%	317	1	316
Ridgefield	15,516	10,050	64.77%	748	6	742
Rocky Hill	11,121	7,430	66.81%	454	7	447
Roxbury	1,656	1,192	71.98%	109	0	109
Salem	2,562	1,769	69.05%	74	0	74
Salisbury	2,779	1,945	69.99%	275	1	274
Scotland	1,054	694	65.84%	27	0	27
Seymour	9,313	5,421	58.21%	197	3	194
Sharon	1,816	1,318	72.58%	138	4	134
Shelton	24,489	13,854	56.57%	772	2	770
Sherman	2,500	1,684	67.36%	144	0	144
Simsbury	16,134	11,402	70.67%	824	33	791

**ELECTION DAY REGISTRATION, TURNOUT AND  
ABSENTEE BALLOT STATISTICS**

**November 7, 2006**

Town	*Names on Official Check List (Active)	*Number Checked as Having Voted	Percentage Checked as Having Voted	Number of *Absentee Ballots Received from Town Clerk	Number of *Absentee Ballots Rejected	Number of *Absentee Ballots Voted
Somers	5,908	3,748	63.44%	160	0	160
South Windsor	15,566	10,725	68.90%	591	2	589
Southbury	13,720	8,896	64.84%	558	16	542
Southington	26,874	17,023	63.34%	909	43	866
Sprague	1,667	1,109	66.53%	52	1	51
Stafford	7,609	4,750	62.43%	255	3	252
Stamford	54,540	30,259	55.48%	2,391	44	2,347
Sterling	1,863	981	52.66%	31	1	30
Stonington	12,297	8,190	66.60%	633	16	617
Stratford	28,904	16,389	56.70%	794	19	775
Suffield	7,818	5,441	69.60%	288	3	285
Thomaston	4,958	2,957	59.64%	115	3	112
Thompson	5,229	3,015	57.66%	103	2	101
Tolland	9,408	6,377	67.78%	254	1	253
Torrington	18,526	11,904	64.26%	921	21	900
Trumbull	23,598	14,651	62.09%	850	20	830
Union	572	451	78.85%	28	1	27
Vernon	15,561	10,094	64.87%	559	18	541
Voluntown	1,517	909	59.92%	24	1	23
Wallingford	25,861	16,364	63.28%	946	20	926
Warren	955	666	69.74%	33	3	30
Washington	2,200	1,716	78.00%	177	7	170
Waterbury	51,951	22,703	43.70%	1,180	44	1,136
Waterford	12,452	8,212	65.95%	491	5	486
Watertown	13,776	8,319	60.39%	272	10	262
West Hartford	38,044	26,401	69.40%	1,667	20	1,647
West Haven	29,555	15,833	53.57%	793	11	782
Westbrook	4,214	2,849	67.61%	196	5	191
Weston	6,071	4,321	71.17%	451	3	448
Westport	16,836	12,237	72.68%	1,310	14	1,296
Wethersfield	17,189	11,048	64.27%	547	4	543
Willington	3,396	2,322	68.37%	82	3	79

**ELECTION DAY REGISTRATION, TURNOUT AND  
ABSENTEE BALLOT STATISTICS  
November 7, 2006**

Town	*Names on Official Check List (Active)	*Number Checked as Having Voted	Percentage Checked as Having Voted	Number of *Absentee Ballots Received from Town Clerk	Number of *Absentee Ballots Rejected	Number of *Absentee Ballots Voted
Wilton	11,213	7,701	68.68%	669	9	660
Winchester	6,833	3,678	53.83%	158	1	157
Windham	12,968	5,925	45.69%	312	8	304
Windsor	18,168	11,010	60.60%	444	2	442
Windsor Locks	7,322	4,467	61.01%	142	0	142
Wolcott	10,403	6,107	58.70%	261	2	259
Woodbridge	6,156	4,361	70.84%	358	13	345
Woodbury	6,400	4,247	66.36%	237	2	235
Woodstock	<u>4,700</u>	<u>3,207</u>	<u>68.23%</u>	<u>156</u>	<u>2</u>	<u>154</u>
Statewide Totals	1,941,467	1,162,391	59.87%	64,932	1,076	63,856

\*Includes Overseas Ballot votes


STATE OF CONNECTICUT  
OFFICE OF THE SECRETARY OF THE STATE

We, the undersigned, having canvassed the Returns of the Presiding Officers of the Electors' Meetings  
in the several towns of this State, hereby declare


M. Jodi Rell

elected GOVERNOR of the State of Connecticut for the term of four years from the  
Wednesday following the first Monday of January,  
Two Thousand Seven.


Dated in Hartford, Connecticut  
this twenty-ninth day of November  
Two Thousand Six



Susan Bysiewicz  
Secretary of the State



Howard G. Rifkin  
Deputy Treasurer



Nancy Wyman  
Comptroller


STATE OF CONNECTICUT  
OFFICE OF THE SECRETARY OF THE STATE

We, the undersigned, having canvassed the Returns of the Presiding Officers of the Electors' Meetings  
in the several towns of this State, hereby declare


Michael Fedele

elected LIEUTENANT GOVERNOR of the State of Connecticut for the term of four years  
from the Wednesday following the first Monday of January,  
Two Thousand Seven.


Dated in Hartford, Connecticut  
this twenty-ninth day of November  
Two Thousand Six



Susan Bysiewicz  
Secretary of the State



Howard G. Rifkin  
Deputy Treasurer



Nancy Wyman  
Comptroller

STATE OF CONNECTICUT


OFFICE OF THE SECRETARY OF THE STATE

We, the undersigned, having canvassed the Returns of the Presiding Officers of the Electors' Meetings in the several towns of this State, hereby declare:


Joe Lieberman

Elected UNITED STATES SENATOR in the Congress of the United States  
For the term of six years from 12:00 noon on the 3<sup>rd</sup> day of January,  
Two Thousand Seven


Dated in Hartford, Connecticut  
This twenty-ninth day of November  
Two Thousand Six



Susan Bysiewicz  
Secretary of the State



Howard G. Rifkin  
Deputy Treasurer



Nancy Wyman  
Comptroller




STATE OF CONNECTICUT


OFFICE OF THE SECRETARY OF THE STATE


We, the undersigned, having canvassed the Returns of the Presiding Officers of the Electors' Meetings in the towns comprising the several Congressional Districts of this State, hereby declare the following named persons elected REPRESENTATIVES in the ONE HUNDRED TENTH CONGRESS of the United States for the term of two years from 12:00 noon on the 3rd day of January, Two Thousand Seven:

<u>Congressional District</u>	<u>Name</u>
1	John B. Larson
2	Joe Courtney
3	Rosa L. DeLauro
4	Christopher Shays
5	Chris Murphy

Dated in Hartford, Connecticut  
this twenty-ninth day of November  
Two Thousand Six

  
Susan Bysiewicz  
Secretary of the State

  
Howard G. Rifkin  
Deputy Treasurer


  
Nancy Wyman  
Comptroller


STATE OF CONNECTICUT  
OFFICE OF THE SECRETARY OF THE STATE


We, the undersigned, having canvassed the Returns of the Presiding Officers of the Electors' Meetings in the towns comprising the different Senatorial Districts of this State, hereby declare the following named persons elected STATE SENATORS for the term of two years from the Wednesday following the first Monday of January, Two Thousand Seven:

<u>Senatorial District</u>	<u>NAME</u>	<u>Senatorial District</u>	<u>NAME</u>
1	John W. Fonfara	19	Edith G. Prague
2	Eric D. Coleman	20	Andrea L. Stillman
3	Gary D. LeBeau	21	Dan Debicella
4	Mary Ann Handley	22	Bill Finch
5	Jonathan A. Harris	23	Edwin A. Gomes
6	Donald J. DeFronzo	24	David J. Capiello
7	John A. Kissel	25	Bob Duff
8	Thomas J. Herlihy	26	Judith G. Freedman
9	Paul R. Doyle	27	Andrew J. McDonald
10	Toni N. Harp	28	John P. McKinney
11	Martin M. Looney	29	Donald E. Williams, Jr.
12	Edward Meyer	30	Andrew Roraback
13	Thomas P. Gaffey	31	Tom Colapietro
14	Gayle Slossberg	32	Louis C. DeLuca
15	Joan V. Hartley	33	Eileen M. Daily
16	Sam S.F. Caligiuri	34	Leonard A. Fasano
17	Joe Crisco	35	Tony Guglielmo
18	Andrew M. Maynard	36	William H. Nickerson

Dated in Hartford, Connecticut  
this twenty-ninth day of November  
Two Thousand Six

  
Susan Bysiewicz  
Secretary of the State

  
Howard G. Rifkin  
Deputy Treasurer

  
Nancy Wynan  
Comptroller

STATE OF CONNECTICUT

OFFICE OF THE SECRETARY OF THE STATE

We, the undersigned, having canvassed the Returns of the Presiding Officers of the Electors' Meetings in the towns comprising the different Assembly Districts of this State, hereby declare the following named persons elected STATE REPRESENTATIVES for the term of two years from the Wednesday following the first Monday of January, Two Thousand Seven:

<u>Assembly District</u>	<u>NAME</u>	<u>Assembly District</u>	<u>NAME</u>
1	Kenneth P. Green	28	Russell A. Morin
2	Jason W. Bartlett	29	Antonio "Tony" Guerrero
3	Minnie Gonzalez	30	Joe Aresimowicz
4	Kelvin Roldan	31	Thomas J. Kehoe
5	Marie Lopez Kirkley-Bey	32	Jim O'Rourke
6	Art J. Feltman	33	Joseph C. Serra
7	Douglas McCrory	34	Gail K. Hamm
8	Joan A. Lewis	35	Brian J. O'Connor
9	Christopher R. Stone	36	James Field Spallone
10	Henry Genga	37	Ed Jutila
11	Michael A. Christ	38	Elizabeth B. Ritter
12	Ryan P. Barry	39	Ernest Hewett
13	John W. Thompson	40	Edward E. Moukawsher
14	Bill Aman	41	Elissa T. Wright
15	Faith McMahon	42	Tom Reynolds
16	Linda Schofield	43	Diana S. Urban
17	Kevin D. Witkos	44	Michael Caron
18	Andrew M. Fleischmann	45	Steven T. Mikutel
19	Beth Bye	46	Melissa Olson
20	David McCluskey	47	Jack Malone
21	Demetrios Giannaros	48	Linda A. Orange
22	Elizabeth "Betty" Boukus	49	Walter Pawelkiewicz
23	Marilyn Giuliano	50	Mike Alberts
24	Tim O'Brien	51	Shawn T. Johnston
25	John C. Geragosian	52	Penny Bacchiochi
26	Peter Tercyak	53	Bryan Hurlburt
27	Sandy Nafis	54	Denise Merrill