

City of Hartford  
Connecticut

# **Historical Election Results**

2001- 2015

Compiled from Official Election Documents

**CITY OF HARTFORD - REGISTRARS OF VOTERS  
STATE/MUNICIPAL ELECTION  
NOVEMBER 5, 2002**

VOTING DISTRICTS	1	2	3	4	5	6	7	8	9	10	11	12	13	14	15	16	17	18	19	20	21	22	23	TOTAL VOTES
QUESTION #: 1	"Shall the Charter be revised to change the form of city government from the present Council-Manager form of government to a Council-Mayor form of government, where Council is responsible for the legislative functions of the city and the elected Mayor																							
TOTAL YES	173	195	584	207	455	227	396	264	315	316	407	398	337	385	121	153	209	152	198	161	105	215	152	6125
TOTAL NO	103	32	76	60	110	88	208	65	46	70	136	239	95	181	47	30	46	18	30	31	22	56	70	1859
QUESTION #: 2	"Shall the Charter be revised to establish a Board of Education consisting of nine members, (5) appointed by the Mayor and (4) elected at-large?"																							
TOTAL YES	175	191	610	188	491	235	392	252	317	303	407	390	319	363	117	152	195	143	177	139	109	214	159	6038
TOTAL NO	89	29	108	72	103	73	202	64	44	69	126	144	88	188	48	32	50	21	46	37	15	51	56	1755
QUESTION #: 3	"Shall the Charter be revised to incorporate the additional changes proposed by the Charter Revision Commission in its Final Report dated June 11, 2002, including transferring zoning powers from the the City Council to an appointed planning and zoning																							
TOTAL YES	170	191	551	201	430	216	367	246	318	298	389	394	312	357	111	157	200	138	193	140	104	207	161	5851
TOTAL NO	87	28	88	53	95	85	196	59	37	71	133	123	91	183	48	28	44	20	30	41	17	52	49	1658
GRAND TOTAL YES	518	577	1745	596	1376	678	1155	762	950	917	1203	1182	968	1105	349	462	604	433	568	440	318	636	472	18014
GRAND TOTAL NO	279	89	272	185	308	246	606	188	127	210	395	506	274	552	143	90	140	59	106	109	54	159	175	5272

**OFFICIAL**

CITY OF HARTFORD  
STATE ELECTION  
NOVEMBER 5, 2002

(COMPILATION OF VOTES AND ENROLLMENT IN ACCORDANCE WITH SECTION 9-307)

DISTRICT	NUMBER OF NAMES ON LIST	+ OR -	NEW TOTAL OF NAMES ON LIST	NUMBER CHECKED AS VOTING	NUMBER LISTED AS NOT VOTING	PERCENTAGE	NAMES OF ASSISTANT REGISTRARS			
1	1939	12	1951	885	1066	45.36	MARGARET P. FRASER	TIFFANY WILLIAMS		
2	630	4	634	328	306	51.74	VALERIE ALLEN	ELIZABETH MARTIN		
3	1730	3	1733	1038	695	59.90	CHERYL CARTER	CHARLES FORD		
4	1029	10	1039	484	555	46.58	ADRIENNE GALE			
5	2878	24	2902	1122	1780	38.66	JANE F. WASHINGTON	JOSEPH LITTLE		
	2537	16	2553	903	1650	35.37	DARLENE HOLLOWAY			
7	2650	17	2667	1370	1297	51.37	MELVIN D. PETTIGREW	DOROTHY PAYNE		
8	2206	34	2240	811	1429	36.21	DORRIN MALDONADO	RUBY L. LONG		
9	2645	22	2667	840	1827	31.50	MELANIA RIVERA	JHAMEELAH-CHRISTINE FLOYD		
10	2512	18	2530	911	1619	36.01	BARBARA SILVA	JOSE CORDERO, JR.		
11	2033	6	2039	1031	1008	50.56	VIRGINIA P. VALENTE			
12	2415	23	2438	1043	1395	42.78	RAQUEL M. CALDERON	ROXANNE A. PIRIANIAN		
13	2184	17	2201	889	1312	40.39	JEAN C. SPINETI	LORETTA SHAUGHNESSY		
14	2530	15	2545	1189	1356	46.72	GERRE B. DEFELICE	ALICE B. ROGALA		
15	1274	11	1285	384	901	29.88	CARMEN CORDERO	JANICE M. MELESKO		
16	1850	30	1880	546	1334	29.04	ELIZABETH MACHADO	JOEL PACE		
17	2131	21	2152	465	1687	21.61	JEANETTE REYES	SHARON CARTER		
18	1406	29	1435	498	937	34.70	KENNETH TAYLOR			
19	471	3	474	275	199	58.02	BARBARA J. MOREHEAD	ST. CLAIR KNOWLIN		
20	1495	16	1511	478	1033	31.63	BEVERLY H. TUCKER	CONNIE FOOTE		
21	1546	15	1561	464	1097	29.72	LAURA VEGA	DERRICK GRAY		
22	2393	28	2421	698	1723	28.83	SYLATHIA M. GILES	MILDRED MORGAN		
23	1685	20	1705	754	951	44.22	ROSALIND CRUMPTON	WILFREDO DAVILA		
TOTAL	44169	394	44563	17406	27157	39.06				

STATE ELECTION  
NOVEMBER 5, 2002  
ABSENTEE BALLOT DATA

DISTRICT	LIVILIAN BALLOTS ISSUED	LIVILIAN BALLOTS RETURNED	ARMED FORCES ISSUED	ARMED FORCES BALLOTS RETURNED								
1	20	18	0	0								
2	11	10	0	0								
3	161	131	6	3								
4	13	12	0	0								
5	58	51	0	0								
6	49	30	3	2								
7	24	23	0	0								
8	79	58	0	0								
9	216	149	0	0								
10	48	38	0	0								
11	98	89	0	0								
12	35	30	0	0								
13	37	35	1	0								
14	107	93	0	0								
15	26	25	1	0								
16	15	11	0	0								
	43	32	0	0								
	26	17	0	0								
	15	15	0	0								
2	10	9	1	1								
2	45	36	0	0								
2	19	16	0	0								
2	58	46	0	0								
TOTAL	13	979	12	6								

CITY OF HARTFORD - REGISTRARS OF VOTERS

Municipal Primary - Democratic  
September 09, 2003

Voting Districts		1	2	3	4	5	6	7	8	9	10	11	12	13	14	15	16	17	18	19	20	21	22	23	TOTALS
COUNCIL PERSON																									
1A	Bazzano, John	77	62	259	63	215	137	145	209	283	250	232	255	193	371	93	128	95	133	43	68	153	71	115	3650
2A	Boucher, James M	82	58	262	67	217	131	164	211	284	246	230	242	205	333	88	121	40	133	40	67	148	76	119	3564
3A	Kennedy Jr., Kenneth H	141	92	317	88	257	171	277	212	291	257	236	249	216	325	92	124	43	136	51	83	163	92	168	4081
4A	LaFontaine, Hernan	95	68	301	70	231	140	185	216	298	258	227	249	200	316	94	130	109	132	51	72	149	77	116	3784
5A	Torres, Calixto	89	68	263	67	216	142	167	214	298	260	217	235	193	297	88	131	115	139	47	73	156	75	117	3667
6A	Winch, R. J.	86	54	209	54	198	151	200	194	270	230	193	203	160	269	79	118	92	116	38	77	158	83	132	3364
1B	Kennelly, John B.	222	82	248	92	199	126	341	142	53	108	147	164	123	154	33	49	42	51	43	84	97	146	168	2914
2B	Nunes, Virginia	174	37	128	58	126	86	232	144	37	96	89	88	63	64	21	35	33	25	17	71	86	125	145	1980
3B	Vasquez, Radames Ray	168	37	108	55	117	81	230	131	36	79	82	92	44	54	20	38	34	28	17	65	94	128	145	1883
4B	Watkins Jr., Louis	223	50	136	74	123	121	342	134	35	87	101	104	64	85	20	38	29	34	30	79	93	149	176	2327
Total:		1357	608	2231	688	1899	1286	2283	1807	1885	1871	1754	1881	1461	2268	628	912	632	927	377	739	1297	1022	1401	31214

OFFICIAL

CITY OF HARTFORD  
DEMOCRATIC PRIMARY  
SEPTEMBER 9, 2003

(COMPILATION OF VOTES AND ENROLLMENT IN ACCORDANCE WITH SECTION 9-307)

DISTRICT	NUMBER OF NAMES ON LIST	+ OR -	NEW TOTAL OF NAMES ON LIST	NUMBER CHECKED AS VOTING	NUMBER LISTED AS NOT VOTING	PERCENTAGE	NAMES OF ASSISTANT REGISTRARS				
1	1398	0	1398	297	1101	21.24	OTIS CALLOWAY	MARGARET FRASER			
2	381	0	381	125	256	32.81	DEBORAH MAYO				
3	1158	2	1160	454	706	39.14	NORMAN KING	RUBY DEMPSON			
4	651	-1	650	134	516	20.62	STARRY TIAN				
5	1773	7	1780	368	1412	20.67	BENITA TOUSSAINT				
6	1766	2	1768	274	1494	15.50	TERRY MEADE				
7	1889	1	1890	478	1412	25.29	MELVIN PETTIGREW	ROSALIND CRUMPTON			
8	1600	6	1606	360	1246	22.42	NATIVAD DEJESUS	MICHELLE JONES			
9	1813	16	1829	353	1476	19.30	MELANIA RIVERA	ST. CLAIR KNOWLIN			
10	1818	13	1831	353	1478	19.28	VERDELLE SMITH	PATRICIA ZULUAGA			
11	1220	0	1220	346	874	28.36	VIRGINIA VALENTE	BARBARA JURGINS			
12	1564	0	1564	359	1205	22.95	MARGARET KURECZKA	OKEMA GILES			
13	1344	5	1349	284	1065	21.05	ROSA LITTLE	JEAN SPINETI			
14	1604	4	1608	445	1163	27.67	GERRE DEFELICE	APRIL EUBANKS			
15	731	0	731	122	609	16.69	CARMEN CORDERO	JAN DIXON HICKS			
16	1195	4	1199	175	1024	14.60	EDGARDO RIVERA	SHARON STALLINGS			
17	1180	5	1185	146	1039	12.32	WANDA GONZALEZ	STEVEN GRAY			
18	975	6	981	191	790	19.47	NATANYA VASQUES	IRIS PAGAN			
19	233	2	235	76	159	32.34	BARBARA MOREHEAD				
20	1031	0	1031	152	879	14.74	LILLIE HARPER	ERNITA CARTER			
21	1135	5	1140	250	890	21.93	LAURA VEGA	RUTHEE THOMPSON			
22	1738	0	1738	229	1509	13.18	ANGELA SCALES				
23	1280	1	1281	296	985	23.11	PAULINE HARRIS				
TOTAL:	29477	78	29555	6267	23288	21.20					

DEMOCRATIC PRIMARY  
SEPTEMBER 9, 2003  
ABSENTEE BALLOT DATA

DISTRICT	CIVILIAN BALLOTS ISSUED	CIVILIAN BALLOTS RETURNED	ARMED FORCES BALLOTS ISSUED	ARMED FORCES BALLOTS RETURNED								
1	4	2	0	0								
2	3	3	0	0								
3	76	69	0	0								
4	2	1	0	0								
5	30	20	0	0								
6	57	33	0	0								
7	18	13	0	0								
8	57	50	0	0								
9	172	107	0	0								
10	37	35	0	0								
11	12	8	0	0								
12	20	15	0	0								
13	24	19	0	0								
14	75	67	0	0								
15	15	13	0	0								
16	18	16	0	0								
17	26	22	0	0								
18	33	18	0	0								
19	4	3	0	0								
20	28	17	0	0								
21	50	38	0	0								
22	25	18	0	0								
23	58	47	0	0								
TOTAL	844	634	0	0								

# CITY OF HARTFORD - REGISTRARS OF VOTERS

Municipal Primary - Democratic

September 09, 2003

Voting District(s)	Beginning Totals	Additions/ Deletions	NewTotal	Number Voting	Not Voting	Percent Voted
001	1398	0	1398	297	1101	21.24%
002	381	0	381	125	256	32.81%
003	1158	2	1160	454	706	39.14%
004	651	-1	650	134	516	20.62%
005	1773	7	1780	368	1412	20.67%
006	1766	2	1768	274	1494	15.50%
007	1889	1	1890	478	1412	25.29%
008	1600	6	1606	360	1246	22.42%
009	1813	16	1829	353	1476	19.30%
010	1818	13	1831	353	1478	19.28%
011	1220	0	1220	346	874	28.36%
012	1564	0	1564	359	1205	22.95%
013	1344	5	1349	284	1065	21.05%
014	1604	4	1608	445	1163	27.67%
015	731	0	731	122	609	16.69%
016	1195	4	1199	175	1024	14.60%
017	1180	5	1185	146	1039	12.32%
018	975	6	981	191	790	19.47%
019	233	2	235	76	159	32.34%
020	1031	0	1031	152	879	14.74%
021	1135	5	1140	250	890	21.93%
022	1738	0	1738	229	1509	13.18%
023	1280	1	1281	296	985	23.11%
<b>Total:</b>	<b>29477</b>	<b>78</b>	<b>29555</b>	<b>6267</b>	<b>23288</b>	<b>21.20%</b>

**OFFICIAL**



# City of Hartford Recount Listing by Candidate

Municipal Primary - Democratic

September 09, 2003

Office: Council Person

Seats: 6.

Total Having Voted: 6267

0.5% : 31

Lever (Name)	Votes Received (Machine/Absentee)	Win/Loose Diff
3A (Kennedy Jr., Kenneth H.)	4081	
4A (LaFontaine, Hernan)	3784	
5A (Torres, Calixto)	3667	
1A (Bazzano, John)	3650	
2A (Boucher, James M.)	3564	
6A (Winch, R. J.)	3364	
1B (Kennelly, John B.)	2914	(450) No Recount
4B (Watkins Jr., Louis)	2327	
2B (Nunes, Virginia)	1980	
3B (Vasquez, Radames Ray)	1883	
Office Totals	31214	

**OFFICIAL**

Wednesday, September 10, 2003

Page 1 of 1

State of Connecticut  
Office of the Secretary of the State  
Election Services Division

PRESCRIBED FORM FOR RETURN OF VOTES CAST AT A MUNICIPAL OR  
TOWN COMMITTEE PRIMARY  
(C.G.S. §9-440 and . §9-314(b))

Head moderator, or moderator in municipalities with only a single voting district, to complete, sign, and forward with  
transmit one copy of this return, **BY FAX and MAIL**, or by hand delivery, to **SECRETARY OF THE STATE**, Election  
Services Division, 30 Trinity Street, P.O. Box 150470, Hartford, CT 06115-0470. Use additional pages, if necessary. A  
duplicate return is to be filed with the municipal clerk.

City  
Town of HARTFORD  
Borough

Date of Primary: SEPT. 9, 2003  
Party: ☐ REPUBLICAN  
☒ DEMOCRATIC

Part I - Candidates

Office or Position Designation

(from ballot,  
including political  
division, if  
applicable--e.g.,  
Council District,  
Ward, etc.)

Candidate  
(from ballot)

Number of  
Votes Received

City Council  
City Council  
City Council  
City Council  
City Council  
City Council  
City Council  
City Council  
City Council  
City Council

John Bazzano  
James M. Boucher  
Kenneth H. Kennedy, Jr.  
Hernan LaFontaine  
Calixto Torres  
R.J. Winch  
John B. Kennelly  
Virginia Nunes  
Radames Ray Vasquez  
Louis Watkins, Jr.

3,650  
3,564  
4,081  
3,784  
3,667  
3,364  
2,914  
1,980  
1,883  
2,327

OFFICIAL

Part I- Continued

Office or Position Designation

(from ballot,  
including political  
subdivision, if  
applicable--e.g.,  
Council District,  
Ward, etc.)

Candidate  
(from ballot)

Number of  
Votes Received

OFFICIAL

CITY OF HARTFORD

DEMOCRATIC PRIMARY

SEPTEMBER 10, 2003

## Part II - Official Check List Report

1. Entire Municipality:  
(Town, Borough, City)

2. Political  
Subdivision  
if applicable  
(e.g., Council  
District, Ward, etc.):

1

2

3

4

5

6

7

8

9

10

11

12

13

14

15

16

17

18

19

20

21

22

23

A. Total number of names  
on official check list  
(include only the active  
enrollment list and names  
restored to it on primary day):

29,478

A. Total number of names  
on official check list  
(include only the active  
enrollment list and names  
restored to it on primary day):

1,398

381

1,160

650

1,780

1,768

1,890

1,606

1,830

1,831

1,220

1,564

1,349

1,608

731

1,199

1,185

981

235

1,032

1,140

1,738

1,281

B. Total number of names  
checked as having voted,  
by machine and by absentee  
ballot (as counted on  
official check list):

6,267

B. Total number of names  
checked as having voted,  
by machine and by absentee  
ballot (as counted on  
official check list):

297

125

454

134

368

274

478

360

353

353

346

359

284

445

122

175

146

191

76

152

250

229

296

OFFICIAL

I hereby certify that the foregoing are the returns of the primary of the above-named party in the above-named municipality, legally warned and held on September 9, 2003.

SIGN HERE:

X Bradley Jones

Sept. 10, 2003

Date

☒ Head Moderator ☐ Moderator  
[-check one-]

Head Moderator's/ Moderator's Telephone Numbers:

860-247-8257

(Home)

860-247-8767

(Work)

GENERAL ELECTION CITY OF  
HARTFORD  
NOVEMBER 4, 2003

CITY OF HARTFORD - REGISTRARS OF VOTERS

Municipal - General

November 04, 2003

OFFICIAL

Voting Districts		1	2	3	4	5	6	7	8	9	10	11	12	13	14	15	16	17	18	19	20	21	22	23	TOTALS
MAYOR																									
1A	Michael T. McGarry	84	45	111	70	142	57	122	88	54	66	143	137	142	210	63	33	44	45	53	32	23	44	68	1876
1B	Eddie A. Perez	356	177	406	182	436	315	568	353	465	496	462	478	354	442	173	287	270	236	133	216	230	268	287	7590
1C	Richard Lion	28	9	38	29	50	42	42	25	16	21	18	28	20	32	12	21	13	13	9	17	6	42	33	564
Total:		468	231	555	281	628	414	732	466	535	583	623	643	516	684	248	341	327	294	195	265	259	354	388	10030
CITY COUNCIL																									
2A	Veronica Airey-Wilson	289	125	231	114	231	218	481	77	86	110	176	206	167	177	55	69	68	72	75	108	56	51	191	3433
3A	Robert L. Painter	105	152	472	157	243	68	235	98	126	103	261	239	224	251	62	63	65	81	134	62	33	68	86	3388
4A	Steven J. Bonafonte	74	110	311	100	160	55	131	72	75	82	227	226	199	271	53	49	50	62	132	40	20	37	55	2591
2B	James M. Boucher	192	89	298	176	347	205	290	320	406	435	405	344	338	405	162	232	201	187	80	152	173	186	174	5797
3B	R. J. Winch	237	58	143	98	314	266	250	317	390	411	289	178	243	314	140	223	195	176	44	166	192	212	217	5073
4B	John Bazzano	235	106	268	129	366	250	253	331	428	440	501	340	351	539	170	242	212	199	91	174	194	199	204	6222
5B	Hernan LaFontaine	252	124	383	169	392	267	399	351	443	454	416	382	349	348	162	260	239	205	111	176	198	221	215	6516
6B	Kenneth H. Kennedy, Jr.	339	143	340	184	420	316	540	373	392	455	420	370	363	439	166	247	221	202	110	197	204	256	272	6969
7B	Calixto Torres	187	81	242	124	315	201	292	341	423	426	344	274	299	359	142	248	227	193	68	153	196	178	178	5491
2D	Elizabeth D. Horton-Sheff	244	76	210	155	183	177	341	51	58	90	109	185	84	81	28	48	53	56	43	89	43	128	177	2709
2E	Virginia Nunes	50	9	31	20	31	39	56	61	19	21	17	96	19	24	9	18	14	5	9	21	20	56	45	690
3E	F. Michelle Brown	119	19	41	18	49	59	131	26	24	23	35	78	16	26	5	18	15	8	8	24	24	72	83	921
5E	Radames Ray Vasquez	74	20	27	20	34	34	103	38	19	21	30	78	17	18	13	20	17	9	12	16	28	69	69	786
7E	Paul M. Ritter	97	23	45	32	64	62	142	29	30	27	41	98	25	29	14	22	13	10	18	25	26	86	92	1050
Total:		2494	1135	3042	1496	3149	2217	3644	2485	2919	3098	3271	3094	2694	3281	1181	1759	1590	1465	935	1403	1407	1819	2058	51636

OFFICIAL

CITY OF HARTFORD - REGISTRARS OF VOTERS

Municipal - General

November 04, 2003

OFFICIAL

Voting Districts		1	2	3	4	5	6	7	8	9	10	11	12	13	14	15	16	17	18	19	20	21	22	23	TOTALS
TREASURER																									
8B	Kathleen E. Palm	184	154	406	182	423	278	457	340	390	439	432	587	365	452	168	251	231	198	115	195	187	240	427	7101
Total:		184	154	406	182	423	278	457	340	390	439	432	587	365	452	168	251	231	198	115	195	187	240	427	7101
CONSTABLES																									
9A	Hector M. Rivera	37	43	89	38	87	22	82	30	50	45	80	152	59	88	25	32	43	30	31	24	14	34	24	1159
10A	Tracy K. Sparmer	38	43	104	44	83	26	57	30	43	37	85	90	64	90	24	23	36	27	40	23	14	32	27	1080
11A	Ronald Bielawiec	23	44	84	42	73	17	51	29	42	39	84	123	101	126	32	25	37	31	34	24	8	21	28	1118
9B	Basilio E. Gonzalez	179	74	207	114	295	210	303	280	373	391	292	320	251	323	137	227	197	153	54	153	174	172	190	5069
10B	Angel Luis Mendez	183	77	207	110	284	212	292	282	366	390	282	298	250	314	135	225	205	163	55	156	165	166	189	5006
11B	Ellen S. Nurse	242	91	256	132	344	247	409	275	326	388	323	298	266	338	135	223	196	161	76	178	172	208	237	5521
12B	Mamie M. Bell	229	79	225	129	315	249	358	255	318	382	296	302	246	313	131	217	193	157	59	136	175	214	254	5232
9E	Martha Allen-Johnson	54	6	30	20	39	47	98	19	23	27	25	130	13	17	9	13	14	3	11	21	21	75	59	774
10E	Elaine E. Hatcher	53	14	42	25	42	37	90	18	23	17	27	118	17	18	9	16	14	6	10	20	19	74	63	772
11E	Lelia J. Bouyer	32	9	24	12	23	27	50	13	19	10	13	78	9	7	5	11	11	3	5	10	14	52	45	482
Total:		1070	480	1268	666	1585	1094	1790	1231	1583	1726	1507	1909	1276	1634	642	1012	946	734	375	745	776	1048	1116	26213
QUESTION 1 11/4/2003																									
SHALL THE CITY OF HARTFORD APPROPRIATE \$ 6.3 MILLION FOR THE COST OF RENOVATIONS OF THE NAYLOR ELEMENTARY SCHOOL, AND FINANCE SAID APPROPRIATION BY ISSUING A BOND OR NOTES IN AN AMOUNT NOT TO EXCEED \$ 6.3 MILLION?																									
1	Question 1 - Yes	224	275	513	216	320	159	545	170	169	263	330	437	277	383	104	151	153	128	159	124	92	190	182	5564
2	Question 1 - No	26	25	41	24	47	20	51	36	29	46	81	134	84	74	26	18	19	9	22	22	9	18	23	884
Total:		250	300	554	240	367	179	596	206	198	309	411	571	361	457	130	169	172	137	181	146	101	208	205	6448

OFFICIAL



CITY OF HARTFORD - REGISTRARS OF VOTERS

OFFICIAL

Municipal - General  
November 04, 2003

Voting Districts		1	2	3	4	5	6	7	8	9	10	11	12	13	14	15	16	17	18	19	20	21	22	23	TOTALS
QUESTION 2 11/4/2003																									
SHALL THE CITY OF HARTFORD APPROPRIATE \$ 3.2 MILLION FOR THE COST OF RENOVATIONS OF THE WEBSTER ELEMENTARY SCHOOL, AND FINANCE SAID APPROPRIATION BY ISSUING A BOND OR NOTES IN AN AMOUNT NOT TO EXCEED \$ 3.2 MILLION?																									
5	Question 2 - Yes	212	183	516	226	329	156	542	163	170	241	318	468	264	341	92	147	146	118	158	129	81	184	166	5350
6	Question 2 - No	29	21	43	19	46	22	40	34	27	44	81	249	88	92	31	20	21	11	24	20	11	16	29	1018
Total:		241	204	559	245	375	178	582	197	197	285	399	717	352	433	123	167	167	129	182	149	92	200	195	6368
QUESTION 3 11/4/2003																									
SHALL THE CITY OF HARTFORD APPROPRIATE \$ 3.2 MILLION FOR THE COST OF RENOVATIONS OF THE MARY L. HOOKER ELEMENTARY SCHOOL, AND FINANCE SAID APPROPRIATION BY ISSUING A BOND OR NOTES IN AN AMOUNT NOT TO EXCEED \$ 3.2 MILLION?																									
9	Question 3 - Yes	220	172	505	223	324	159	527	162	169	246	319	483	264	319	94	142	145	119	157	122	81	184	184	5320
10	Question 3 - No	22	27	44	25	44	18	51	35	29	39	83	132	85	103	29	19	20	13	24	20	9	15	25	911
Total:		242	199	549	248	368	177	578	197	198	285	402	615	349	422	123	161	165	132	181	142	90	199	209	6231
QUESTION 4 11/4/2003																									
SHALL THE CITY OF HARTFORD APPROPRIATE \$ 2.0 MILLION FOR THE COST OF RENOVATIONS OF THE ANNIE FISHER ELEMENTARY SCHOOL, AND FINANCE SAID APPROPRIATION BY ISSUING A BOND OR NOTES IN AN AMOUNT NOT TO EXCEED \$ 2.0 MILLION?																									
13	Question 4 - Yes	236	180	507	233	324	172	573	162	165	243	318	481	262	315	91	147	142	120	159	127	87	200	192	5436
14	Question 4 - No	19	22	44	18	43	11	27	35	27	41	81	130	85	102	29	19	23	10	22	17	6	7	16	834
Total:		255	202	551	251	367	183	600	197	192	284	399	611	347	417	120	166	165	130	181	144	93	207	208	6270
QUESTION 5 11/4/2003																									
SHALL THE CITY OF HARTFORD APPROPRIATE \$ 2.0 MILLION FOR THE COST OF RENOVATIONS OF THE SIMPSON-WAVERLY ELEMENTARY SCHOOL, AND FINANCE SAID APPROPRIATION BY ISSUING A BOND OR NOTES IN AN AMOUNT NOT TO EXCEED \$ 2.0 MILLION?																									
17	Question 5 - Yes	132	173	506	221	327	172	566	160	163	246	310	476	267	315	85	148	138	119	155	126	83	198	193	5279
18	Question 5 - No	17	25	45	101	38	11	28	36	30	40	85	130	87	100	31	20	23	9	25	16	10	11	17	935
Total:		149	198	551	322	365	183	594	196	193	286	395	606	354	415	116	168	161	128	180	142	93	209	210	6214

OFFICIAL

CITY OF HARTFORD - REGISTRARS OF VOTERS

Municipal - General

November 04, 2003

OFFICIAL

Voting Districts		1	2	3	4	5	6	7	8	9	10	11	12	13	14	15	16	17	18	19	20	21	22	23	TOTALS
QUESTION 6 11/4/2003																									
SHALL THE CITY OF HARTFORD APPROPRIATE \$ 1.6 MILLION FOR THE COST OF RENOVATIONS OF THE EQUESTRIAN CENTER SCHOOL, AND FINANCE SAID APPROPRIATION BY ISSUING A BOND OR NOTES IN AN AMOUNT NOT TO EXCEED \$ 1.6 MILLION?																									
21	Question 6 - Yes	202	163	462	208	287	152	464	157	152	236	276	436	234	276	78	143	134	117	135	116	74	171	164	4837
22	Question 6 - No	33	29	78	28	67	26	80	38	41	45	118	166	103	126	39	27	28	12	37	23	10	21	27	1202
Total:		235	192	540	236	354	178	544	195	193	281	394	602	337	402	117	170	162	129	172	139	84	192	191	6039

OFFICIAL

NOVEMBER 4, 2003

DISTRICT	NUMBER OF NAMES ON LIST	+ DR -	NEW TOTAL OF NAMES ON LIST	NUMBER CHECKED AS VOTING	NUMBER LISTED AS NOT VOTING	PERCENTAGE	NAMES OF ASSISTANT REGISTRARS				
1	1900	4	1904	557	1347	29.25	MARGARET FRASER	LINDA DAVIS			
2	630	1	631	246	385	38.99	ROBERTA KING	PATRICE REMOLDS			
3	1690	5	1695	709	986	41.83	NORMAN C. KING	CHARLES BORD			
4	976	3	979	311	668	31.77					
5	2745	13	2758	595	2163	21.57	TERRY E. MEADE	JOSEPH LITTLE			
6	2509	7	2516	485	2031	19.28	VIVIAN J. SMITH	DESPRI GRIMES			
7	2621	6	2627	862	1765	32.81	MELVIN PETTIGREW	DOROTHY PAYNE			
8	2215	5	2220	493	1727	22.21	JUANA VALDEZ	RUBY L. LONG			
9	2660	12	2672	570	2102	21.33	MELANIA RIVERA	SOCORRO RODRIGUEZ			
10	2605	9	2614	609	2005	23.30	FELICITA VALDES	CESLIN SHAKES			
11	2050	4	2054	667	1387	32.47	ST. CLAIR KNOWLIN	DAVID WYSOCKI			
12	2363	8	2371	684	1687	28.85	VIRGINIA VALENTE	ROXANNE A. PIRIANIAN			
13	2137	6	2143	562	1581	26.22	DORIS CORSO	MADELINE ZALEGOWSKI			
14	2495	8	2503	754	1749	30.12	GERRE DEFELICE	LAKISHA MATHIS			
15	1244	5	1249	258	991	20.66	WANDA GONZALEZ	JANICE M. MELESKO			
16	1860	14	1874	362	1512	19.32	EDGARD RIVERA	HERMINIA KIERNAN			
17	2292	2	2294	341	1953	14.86	NATANYA VASQUEZ	SHARON CARTER			
18	1422	9	1431	328	1103	22.92	LAURA VEGA	KENNETH TAYLOR			
19	466	2	468	218	250	46.58	RUIHIE THOMPSON	CASSANDA MILLER			
20	1539	3	1542	301	1241	19.52	LILLIE HARPER	ORZIE HENDERSON			
21	1565	4	1569	289	1280	18.42	FRANCES ECHEVARRIA	DERRICK GRAY			
22	2394	11	2405	427	1978	17.75	THENIA DAVIS	TOMIE NELSON			
23	1656	4	1660	478	1182	28.80	BARBARA CLAYTON	WILFREDO DAVILA			
TOTAL:	44034	145	44179	11106	33073	25.14					

**OFFICIAL**State of Connecticut  
Office of the Secretary of the State  
Election Services DivisionPREScribed FORM FOR RETURN OF VOTES CAST AT A MUNICIPAL ELECTION  
(C.G.S. §9-314(b))

Head moderator, or moderator in municipalities with only a single voting district, to complete, sign, and forthwith transmit one copy of this return, BY FAX, MAIL or by hand delivery, to SECRETARY OF THE STATE, Election Services Division, 30 Trinity Street, P.O. Box 150470, Hartford, CT 06115-0470. Use additional pages, if necessary. A duplicate return is to be filed with the municipal clerk.

City  
Town of Hartford  
Borough

Date of Election: NOVEMBER 4, 2003Part I - Candidates on Ballot

Office Designation  
(from ballot label,  
including political  
division, if  
applicable--e.g.,  
Council District,  
Ward, etc.)

Candidate  
(from ballot label)

Party  
(from ballot label)

Number of  
Votes Received  
(including  
write-in votes  
specified  
below)\*

MAYOR	MICHAEL T. MCGARRY	REPUBLICAN	1876
MAYOR	EDDIE A. PEREZ	DEMOCRAT	7590
MAYOR	RICHARD LION	LIBERTARIAN	564
COUNCILMEN	VERONICA AIREY-WILSON	REPUBLICAN	3433
COUNCILMEN	ROBERT L. PAINTER	REPUBLICAN	3388
COUNCILMEN	STEVEN J. BONAFONTE	REPUBLICAN	2591
COUNCILMEN	JAMES M. BOUCHER	DEMOCRAT	5797
COUNCILMEN	R.J. WINCH	DEMOCRAT	5073
COUNCILMEN	JOHN BAZZANO	DEMOCRAT	6222
COUNCILMEN	HERNAN LaFONTAINE	DEMOCRAT	6516
COUNCILMEN	KENNETH H. KENNEDY, JR.	DEMOCRAT	6969
COUNCILMEN	CALIXTO TORRES	DEMOCRAT	5491
COUNCILMEN	ELIZABETH D. HORTON-SHEFF	GREEN	2709
COUNCILMEN	VIRGINIA NUNES	HARTFORD TOGETHER	690
COUNCILMEN	F. MICHELLE BROWN	HARTFORD TOGETHER	921

\*Include write-in votes cast (1) for candidates whose names appear on voting machines for single-opening offices only.  
(2) for candidates on absentee ballots for any office, provided the write-in vote on any single ballot doesn't result in two votes being cast for the same candidate for the same office.

**OFFICIAL**

**OFFICIAL**Part II - Write-In Votes for REGISTERED Write-in Candidates Only

Office Designation  
(from ballot label,  
including political  
subdivision, if applicable  
--e.g., Council District,  
Ward, etc.)

Registered Write-In  
Candidate's Name

Number of  
Write-in  
Votes Cast

Part III - Questions on Ballot

Question  
Number

Designation of Question (from ballot label)

Yes  
Votes

No  
Votes

1	Question 1: "Shall the City of Hartford appropriate \$6.3 million for the cost of renovations of the Naylor Elementary school, and finance said appropriation by issuing bonds or notes in an amount not to exceed \$6.3 million?"	5,564	884
2	Question 2: "Shall the City of Hartford appropriate \$3.2 million for the cost of renovations of the Webster Elementary School, and finance said appropriation by issuing bonds or notes in an amount not to exceed \$3.2 million?"	5,350	1,018
3	Question 3: "Shall the City of Hartford appropriate \$3.2 million for the cost of renovations of the Mary L. Hooker Elementary School, and finance said appropriations by issuing bonds or notes in an amount not to exceed \$3.2 million?"	5,320	911
4	Question 4: "Shall the City of Hartford appropriate \$2.0 million for the cost of renovations of the Annie Fisher Elementary School, and finance said appropriation by issuing bonds or notes in an amount not to exceed \$2.0 million?"	5,436	834
5	Question 5: "Shall the City of Hartford appropriate \$2.0 million for the cost of renovations of the Simpson-Waverly Elementary School, and finance said appropriations by issuing bonds or notes in an amount not to exceed \$2.0 million?"	5,279	935
6	Question 6: "Shall the City of Hartford appropriate \$1.6 million for the cost of renovations of the Equestrian Center School, and finance said appropriation by issuing bonds or notes in an amount not to exceed \$1.6 million?"	4,837	1,202

**OFFICIAL**

**OFFICIAL****Part IV - Official Check List Report**

1. Entire Municipality:  
(Town, Borough, City)

2. Political Subdivision  
if applicable  
(e.g., Council  
District, Ward, etc.):

A. Total number of names  
on official check list  
(include only the active  
registry list and names  
restored to it on election day):  
44179

B. Total number of names  
checked as having voted,  
by machine and by absentee  
ballot (as counted on  
official check list):  
11106

A. Total number of names  
on official check list  
(include only the active  
registry list and names  
restored to it on election day):

B. Total number of names  
checked as having voted,  
by machine and by absentee  
ballot (as counted on  
official check list):


1  
2  
3  
4  
5  
6  
7  
8  
9  
10  
11  
12  
13  
14  
15  
16  
17  
18  
19  
20  
21  
22  
23

1904  
631  
1695  
979  
2758  
2516  
2627  
2220  
2672  
2614  
2054  
2371  
2143  
2503  
1249  
1874  
2294  
1431  
468  
1542  
1569  
2405  
1660

557  
246  
709  
311  
595  
485  
862  
493  
570  
609  
667  
684  
562  
754  
258  
362  
341  
328  
218  
301  
289  
427  
478

I hereby certify that the foregoing are the returns of the municipal election in the above-named municipality, legally  
warned and held on November 4, 2003.

SIGN HERE: X



November 5, 2003  
Date

☒ Head Moderator

[-check one-]

☐ Moderator

Head Moderator's/ Moderator's Telephone Numbers:

(860) 296-0508  
(Home)

n/a  
(Work)

**OFFICIAL**

AMENDED

## CITY OF HARTFORD - REGISTRARS OF VOTERS

Recount

November 07, 2003

**OFFICIAL**

Voting Districts		1	2	3	4	5	6	7	8	9	10	11	12	13	14	15	16	17	18	19	20	21	22	23	TOTALS
<b>CITY COUNCIL</b>																									
2A	Veronica Airey-Wilson	289	125	232	114	231	219	475	77	86	110	176	207	169	177	55	68	67	74	74	108	55	152	191	3531
3A	Robert L. Painter	105	152	440	157	243	68	235	98	127	103	264	240	224	252	62	62	64	81	133	62	33	67	84	3356
4A	Steven J. Bonafonte	74	110	310	99	160	55	131	72	75	84	228	224	196	271	54	48	49	60	131	40	20	37	55	2583
2B	James M. Boucher	192	89	358	126	347	203	291	323	407	435	404	346	338	404	162	232	199	188	80	152	173	186	172	5807
3B	R. J. Winch	337	58	288	98	314	272	350	319	391	412	284	178	244	302	138	223	192	176	45	166	192	213	215	5407
4B	John Bazzano	235	106	324	120	365	249	354	339	428	440	411	340	351	545	170	242	208	199	90	84	195	200	200	6195
5B	Hernan LaFontaine	252	123	439	168	392	265	399	351	447	454	416	355	350	444	163	260	248	195	111	176	198	221	211	6638
6B	Kenneth H. Kennedy, Jr.	339	143	402	184	420	316	541	378	396	452	420	370	361	438	165	247	218	202	108	197	204	256	273	7030
7B	Calixto Torres	186	81	292	114	315	200	292	342	424	430	343	311	298	359	143	248	226	193	69	153	185	179	176	5559
2D	Elizabeth D. Horton-Sheff	244	76	210	155	182	175	342	51	58	85	109	186	84	80	28	48	53	55	43	88	43	128	177	2700
2E	Virginia Nunes	50	9	31	20	31	39	58	63	19	22	17	94	20	25	9	18	13	5	9	21	20	56	45	694
3E	F. Michelle Brown	119	19	41	18	49	59	132	27	24	23	35	78	15	25	5	18	15	8	8	24	21	73	83	919
5E	Radames Ray Vasquez	74	20	27	20	34	34	103	38	19	21	30	78	17	18	13	20	16	9	12	16	28	70	70	787
7E	Paul M. Ritter	97	23	45	32	64	64	142	29	31	27	41	98	25	30	16	22	12	10	18	25	26	85	90	1052
Total:		2593	1134	3439	1425	3147	2218	3845	2507	2932	3098	3178	3105	2692	3370	1183	1756	1580	1455	931	1312	1393	1923	2042	52258


**OFFICIAL**

**OFFICIAL**ELECTION RECANVASS RETURN FORMTO: Secretary of the State  
30 Trinity Street  
Hartford, Connecticut 06106Attention: Election Services DivisionTown \_\_\_\_\_  
City of: Hartford  
Borough \_\_\_\_\_Date of Recanvass: November 7, 2003

I certify that on the date shown above, a recanvass was made of the votes cast at the  
November 4, 2003 election for the office(s) specified below, and that at said recanvass,  
(date of election)  
the following candidates received the number of votes indicated:

OFFICE(S) (Including District)	CANDIDATES	PARTY DESIG- NATIONS	NUMBER OF VOTES (Including Write-In Votes for Candidates Listed)
Councilmen	Veronica Airey-Wilson	Repub.	3,531
Councilmen	Robert L. Painter	Repub.	3,356
Councilmen	Steven J. Bonafonte	Repub.	2,583
Councilmen	James M. Boucher	Democrat	5,807
Councilmen	R.J. Winch	Democrat	5,407
Councilmen	John Bazzano	Democrat	6,195
Councilmen	Hernan LaFontaine	Democrat	6,638
Councilmen	Kenneth H. Kennedy Jr.	Democrat	7,030
Councilmen	Calixto Torres	Democrat	5,559
Councilmen	Elizabeth Horton-Sheff	Green	2,700
Councilmen	Virginia Nunes	Hartford Together	694
Councilmen	F. Michelle Brown	Hartford Together	919
Councilmen	Radames Ray Vasquez	Hartford Together	787

A copy of this return has been filed with the clerk of the town.

The original canvass was ☐ was not ☒ correctly made.
  
Signature of Recanvass Moderator

(ED-653a - Recanvass Return Form)

ED-677 - Rev. 6/99 (G:\handbook\recanvas\1999\pp.1-24)

(19)

**OFFICIAL**



ELECTION RECANVASS RETURN FORM

TO: Secretary of the State  
30 Trinity Street  
Hartford, Connecticut 06106

Attention: Election Services Division

**OFFICIAL**

Town  
City of: Hartford  
Borough  
Date of Recanvass: November 7, 2003

I certify that on the date shown above, a recanvass was made of the votes cast at the  
November 4, 2003 election for the office(s) specified below, and that at said recanvass,  
(date of election)  
the following candidates received the number of votes indicated:


OFFICE(S) (Including District)	CANDIDATES	PARTY DESIG- NATIONS	NUMBER OF VOTES (Including Write-In Votes for Candidates Listed)
Councilmen	Paul M. Ritter	Hartford Together	1,052

A copy of this return has been filed with the clerk of the town.

The original canvass was ☐ was not ☒ correctly made.

(ED-653a - Recanvass Return Form)

ED-677 - Rev. 6/99 (G:\handbook\recanvas\1999\pp.1-24)

  
Signature of Recanvass Moderator

**OFFICIAL**

PRESIDENTIAL PREFERENCE & TOWN COMMTE  
PRIMARY

MARCH 2, 2004

CITY OF HARTFORD - REGISTRARS OF VOTERS

Democratic Presidential Preference

March 02, 2004

Voting Districts		1	2	3	4	5	6	7	8	9	10	11	12	13	14	15	16	17	18	19	20	21	22	23	TOTALS
PRESIDENT																									
1A	John Edwards	21	23	76	24	53	21	44	31	19	17	30	42	46	68	4	10	12	21	30	20	8	16	23	659
1B	Joe Lieberman	67	21	20	13	60	67	127	6	8	11	12	11	7	16	3	3	5	8	1	37	82	99	107	791
1C	Lyndon H. LaRouche, Jr.	33	5	37	5	32	23	50	8	5	11	1	1	4	7	4	1	4	9	8	42	59	54	40	443
1D	Dennis J. Kucinich	2	1	36	27	12	0	2	6	4	4	5	8	8	6	3	2	3	6	4	12	2	0	1	154
1E	Howard Dean	4	5	45	13	16	7	11	11	55	7	10	25	13	19	3	1	8	6	4	5	2	0	3	273
1F	John F. Kerry	122	68	209	69	188	147	197	63	78	77	117	83	98	169	26	24	49	40	54	62	60	67	108	2175
1G	Wesley Clark	7	1	3	3	2	1	3	1	1	5	4	3	2	4	0	1	1	0	4	4	5	1	2	58
1H	Al Sharpton	22	8	21	7	30	26	59	6	12	9	8	7	7	3	2	1	2	9	2	11	5	24	29	310
1I	Uncommitted	0	0	2	4	0	3	5	0	0	1	2	1	1	5	2	0	2	0	4	1	1	1	2	37
Total:		278	132	449	165	393	295	498	132	182	142	189	181	186	297	47	43	86	99	111	194	224	262	315	4900

OFFICIAL