

STATE OF CONNECTICUT
SECRETARY OF THE STATE

STATEMENT OF VOTE

GENERAL ELECTION

November 2, 1982

TABULATED FROM RETURNS AS RECORDED BY THE MODERATORS
AND FILED WITH THE OFFICE OF SECRETARY OF THE STATE

PRINTED IN COMPLIANCE WITH STATUTE

HARTFORD

22

VOTE FOR CONSTITUTIONAL AMENDMENTS
 NOVEMBER 2, 1982
 FIRST CONGRESSIONAL DISTRICT

TOWNS	1. For the constitutional amendment concerning the requirement of a grand jury for capital offenses		2. For the constitutional amendment concerning regulations of state agencies		3. For the constitutional amendment concerning compensation of elected officials		4. For the constitutional amendment concerning an appellate court	
	YES	NO	YES	NO	YES	NO	YES	NO
Berlin	2,855	1,115	2,578	1,161	1,990	1,768	2,458	1,209
Bloomfield	4,219	1,418	3,370	1,893	2,796	2,502	3,674	1,497
Cromwell	1,648	561	1,376	728	1,117	1,000	1,386	631
East Hampton	1,409	506	1,199	602	911	901	1,175	588
East Hartford	7,740	2,942	6,679	3,608	4,548	5,582	6,374	3,484
East Windsor	968	366	1,022	438	799	660	973	447
Glastonbury	6,546	1,829	4,902	2,945	4,638	3,303	5,756	1,930
Hartford	9,277	3,278	7,138	4,397	5,332	6,242	7,733	3,415
Hebron	986	342	787	462	658	617	846	382
Manchester	10,267	4,025	8,638	4,709	7,041	6,454	8,659	4,247
Marlborough	1,134	439	970	501	805	683	980	439
Newington	5,822	2,117	4,970	2,445	3,901	3,554	5,053	2,243
Portland	1,613	479	1,320	618	977	978	1,331	513
Rocky Hill	2,914	1,012	2,328	1,319	1,742	1,898	2,413	1,092
South Windsor	4,048	1,494	3,533	1,671	2,821	2,423	3,412	1,653
West Hartford	15,519	5,052	12,347	7,077	10,609	8,771	14,297	5,138
Wethersfield	6,501	2,439	5,407	3,056	4,057	4,392	5,351	2,712
Windsor	4,929	1,788	4,074	2,261	3,255	3,083	4,137	1,970
Totals	88,395	31,202	72,638	39,891	57,997	54,811	76,008	33,590

VOTE FOR CONSTITUTIONAL AMENDMENTS
 NOVEMBER 2, 1982
 SECOND CONGRESSIONAL DISTRICT

TOWNS	1. For the constitutional amendment concerning the requirement of a grand jury for capital offenses		2. For the constitutional amendment concerning regulations of state agencies		3. For the constitutional amendment concerning compensation of elected officials		4. For the constitutional amendment concerning an appellate court	
	YES	NO	YES	NO	YES	NO	YES	NO
Andover	412	171	367	187	309	253	384	152
Ashford	499	218	438	246	378	313	452	225
Bolton	730	246	619	310	535	403	624	291
Bozrah	310	103	301	95	232	164	272	111
Brooklyn	563	169	529	167	440	258	487	168
Canterbury	414	157	379	166	340	206	370	164
Chaplin	228	87	206	96	192	112	203	93
Chester	574	244	483	278	368	406	485	259
Colchester	1,154	428	1,030	458	791	698	996	445
Columbia	660	251	572	295	466	402	577	267
Coventry	1,579	536	1,332	699	1,076	971	1,368	606
Deep River	607	205	506	258	422	347	525	226
Durham	774	293	691	323	601	437	717	285
Eastford	211	70	179	85	153	112	151	104
East Haddam	934	327	845	360	709	507	807	362
East Lyme	2,227	768	2,068	767	1,635	1,212	1,968	775
Ellington	1,544	565	1,349	653	1,079	945	1,365	603
Essex	1,161	405	922	569	824	688	1,083	398
Franklin	403	112	371	124	338	161	345	137
Griswold	676	193	636	201	477	362	572	239
Groton	4,471	1,476	4,228	1,389	3,232	2,453	3,893	1,525
Haddam	1,181	433	1,058	542	793	733	1,022	486
Hampton	233	83	196	98	181	119	199	84
Killingly	1,344	509	1,266	387	1,008	676	1,110	493
Lebanon	746	262	674	297	587	392	644	302
Ledyard	2,133	724	2,067	650	1,734	1,009	1,947	730
Lisbon	304	109	298	98	211	179	266	115
Lyme	357	143	327	150	294	180	320	129
Mansfield	2,518	1,006	1,977	1,337	1,850	1,508	2,380	874
Middlefield	588	190	477	248	379	362	514	201
Carried Fwd.	29,535	10,483	26,391	11,533	21,634	16,568	26,046	10,849

VOTE FOR CONSTITUTIONAL AMENDMENTS
 NOVEMBER 2, 1982
 SECOND CONGRESSIONAL DISTRICT (Continued)

TOWNS	1. For the constitutional amendment concerning the requirement of a grand jury for capital offenses		2. For the constitutional amendment concerning regulations of state agencies		3. For the constitutional amendment concerning compensation of elected officials		4. For the constitutional amendment concerning an appellate court	
	YES	NO	YES	NO	YES	NO	YES	NO
Brought Fwd.	29,535	10,483	26,391	11,533	21,634	16,568	26,046	10,849
Middletown	5,612	2,407	4,447	2,789	3,251	4,287	4,565	2,439
Montville	2,027	585	1,906	561	1,466	1,029	1,705	707
New London	3,010	874	2,809	854	1,952	1,715	2,663	934
North Stonington	593	206	585	180	481	279	551	185
Norwich	3,895	1,177	3,831	1,071	3,031	1,905	3,519	1,219
Old Lyme	1,339	453	1,244	452	1,072	651	1,239	438
Old Saybrook	1,646	688	1,367	715	1,179	930	1,401	625
Plainfield	1,223	285	1,142	302	853	602	1,029	376
Pomfret	411	158	400	146	340	212	365	159
Preston	484	150	459	142	357	248	419	166
Putnam	976	274	876	281	718	449	796	311
Salem	424	133	404	132	337	204	361	168
Scotland	159	66	139	71	121	93	132	79
Sprague	372	94	356	92	264	189	308	120
Stafford	1,287	544	1,108	520	868	771	1,039	563
Sterling	193	51	180	58	150	85	160	71
Stonington	2,368	735	2,285	709	1,774	1,225	2,188	699
Thompson	845	297	835	245	629	452	693	335
Tolland	1,749	613	1,503	723	1,218	1,028	1,484	680
Union	90	43	81	45	70	60	72	52
Vernon	5,258	1,811	4,646	1,984	3,787	2,892	4,499	1,871
Voluntown	180	47	167	43	55	62	159	41
Waterford	2,833	852	2,629	829	2,063	1,440	2,548	852
Westbrook	815	336	740	355	655	454	744	342
Willington	780	339	668	395	619	455	698	325
Windham	2,248	740	1,834	944	1,472	1,433	1,954	784
Woodstock	907	285	828	320	720	443	796	327
Totals	71,259	24,726	63,860	26,491	51,136	40,161	62,133	25,717

VOTE FOR CONSTITUTIONAL AMENDMENTS
NOVEMBER 2, 1982
THIRD CONGRESSIONAL DISTRICT

TOWNS	1. For the constitutional amendment concerning the requirement of a grand jury for capital offenses		2. For the constitutional amendment concerning regulations of state agencies		3. For the constitutional amendment concerning compensation of elected officials		4. For the constitutional amendment concerning an appellate court	
	YES	NO	YES	NO	YES	NO	YES	NO
Branford	2,951	1,314	2,748	1,372	2,361	1,793	3,048	986
Clinton	1,546	626	1,357	703	1,099	971	1,066	558
East Haven	2,067	1,534	1,863	1,486	1,135	1,997	1,747	1,489
Guilford	3,041	1,180	2,778	1,212	2,411	1,649	2,913	1,020
Hamden	7,569	3,107	6,890	2,808	5,882	4,042	7,229	2,132
Killingworth	726	287	617	330	524	435	644	285
Madison	2,635	1,044	2,351	1,147	1,962	1,550	2,539	876
Milford	6,584	2,129	6,160	2,364	4,835	3,842	6,016	2,349
New Haven	9,395	5,207	7,967	6,078	6,951	7,371	9,143	4,271
North Branford	1,809	700	1,678	636	1,388	965	1,623	566
North Haven	2,858	1,285	2,563	1,347	2,304	1,667	2,844	980
Orange	2,359	1,015	2,097	1,023	1,817	1,264	2,269	756
Stratford	5,808	1,849	5,542	1,555	4,643	2,611	4,756	2,066
Wallingford	4,866	1,796	4,618	1,660	3,600	2,708	4,420	1,635
West Haven	4,480	2,055	3,907	1,929	3,149	2,853	4,218	1,551
Woodbridge	1,859	746	1,659	846	1,644	898	1,967	504
Totals	60,553	25,874	54,795	26,496	45,705	36,616	56,442	22,024

FOURTH CONGRESSIONAL DISTRICT

Bridgeport	7,111	2,004	6,527	1,711	5,663	2,851	6,026	2,039
Darien	3,680	1,116	3,276	1,166	2,976	1,418	3,364	946
Fairfield	9,452	3,003	9,180	2,640	8,271	3,655	8,670	2,807
Greenwich	9,293	2,745	8,509	2,862	7,862	3,427	8,844	2,144
New Canaan	3,476	1,085	2,857	1,444	2,802	1,512	3,158	1,043
Norwalk	9,376	3,287	8,877	3,003	7,223	4,729	8,213	2,971
Stamford	10,742	3,261	9,420	3,902	7,815	5,473	9,960	3,057
Trumbull, part of	2,753	876	2,574	823	2,081	1,341	2,310	947
Westport	4,919	1,746	4,651	1,660	4,586	1,720	4,780	1,308
Totals	60,802	19,123	55,871	19,211	49,279	26,126	55,325	17,262

VOTE FOR CONSTITUTIONAL AMENDMENTS
 NOVEMBER 2, 1982
 FIFTH CONGRESSIONAL DISTRICT

TOWNS	1. For the constitutional amendment concerning the requirement of a grand jury for capital offenses		2. For the constitutional amendment concerning regulations of state agencies		3. For the constitutional amendment concerning compensation of elected officials		4. For the constitutional amendment concerning an appellate court	
	YES	NO	YES	NO	YES	NO	YES	NO
Ansonia	1,837	1,103	1,720	971	1,354	1,474	1,627	1,092
Beacon Falls	413	249	441	185	363	280	397	218
Bethany	913	430	855	406	816	457	928	320
Bethel	2,093	651	1,938	650	1,503	1,084	1,855	655
Brookfield	2,105	704	2,064	798	1,691	939	1,904	667
Cheshire	4,317	1,671	3,966	1,730	3,407	2,373	4,135	1,478
Danbury	7,914	2,251	7,275	2,083	5,309	3,932	6,477	2,360
Derby	890	600	904	501	618	815	776	609
Easton	1,159	110	1,161	340	1,120	394	1,074	385
Meriden	7,081	2,229	6,388	2,263	5,019	3,753	5,910	2,407
Middlebury	1,058	347	1,047	284	876	457	938	346
Monroe	1,981	655	1,942	774	1,602	925	1,718	696
Naugatuck	3,821	1,788	4,228	1,194	3,339	1,996	3,688	1,386
Newtown	3,029	1,032	2,913	954	2,521	1,363	2,695	1,069
Oxford	819	378	793	330	640	514	708	385
Prospect	1,008	323	958	306	798	471	895	338
Redding	1,220	426	1,214	363	1,101	478	1,129	400
Ridgefield	3,407	1,413	3,699	1,164	3,689	1,228	3,549	1,206
Seymour	1,564	761	1,479	684	1,008	1,178	1,314	747
Shelton	4,797	1,990	4,620	1,738	3,300	3,107	3,845	2,153
Trumbull, part of	1,994	669	1,903	597	1,598	924	1,699	680
Waterbury	12,355	3,771	11,884	3,280	8,801	6,336	10,522	3,993
Weston	1,500	575	1,382	555	1,377	569	1,418	460
Wilton	3,137	1,194	3,042	1,060	3,018	1,146	3,026	981
Wolcott	1,790	584	1,704	553	1,314	954	1,515	678
Totals	72,202	25,904	69,520	23,763	56,182	37,147	63,742	25,709

VOTE FOR CONSTITUTIONAL AMENDMENTS
NOVEMBER 2, 1982
SIXTH CONGRESSIONAL DISTRICT

TOWNS	1. For the constitutional amendment concerning the requirement of a grand jury for capital offenses		2. For the constitutional amendment concerning regulations of state agencies		3. For the constitutional amendment concerning compensation of elected officials		4. For the constitutional amendment concerning an appellate court	
	YES	NO	YES	NO	YES	NO	YES	NO
Avon	2,753	945	2,221	1,251	1,986	1,537	2,515	958
Barkhamsted	587	213	470	288	430	341	550	214
Bethlehem	524	224	524	184	455	268	480	229
Bridgewater	357	96	326	106	292	140	308	110
Bristol	9,260	3,133	8,332	3,035	6,463	5,292	7,504	3,884
Burlington	1,026	392	892	457	766	606	919	407
Canaan	189	54	157	65	150	78	172	51
Canton	1,563	628	1,204	838	1,183	929	1,465	592
Colebrook	279	105	255	108	222	155	269	90
Cornwall	293	116	270	112	261	129	280	97
East Granby	858	284	728	366	669	442	760	323
Enfield	6,373	2,339	5,652	2,510	4,266	3,985	5,301	2,652
Farmington	3,717	1,266	3,041	1,655	2,526	2,225	3,294	1,279
Goshen	434	156	395	174	358	218	380	184
Granby	1,809	693	1,553	826	1,351	1,072	1,618	733
Hartland	276	136	230	168	234	174	246	149
Harwinton	975	409	891	422	744	565	842	434
Kent	480	108	308	241	269	290	440	111
Litchfield	1,529	525	1,492	474	1,256	721	1,424	514
Morris	351	106	337	97	293	140	301	125
New Britain	7,501	3,412	7,344	3,051	5,818	4,603	6,546	3,534
New Fairfield	1,666	507	1,580	450	1,258	780	1,405	557
New Hartford	766	344	774	380	673	508	759	381
New Milford	2,564	862	2,424	825	1,960	1,309	2,275	869
Norfolk	313	130	302	124	256	170	302	111
North Canaan	535	212	484	220	427	285	471	232
Plainville	2,458	879	2,221	911	1,695	1,441	2,063	974
Carried Fwd.	49,436	18,274	44,407	19,338	36,261	28,403	42,889	19,794

VOTE FOR CONSTITUTIONAL AMENDMENTS
NOVEMBER 2, 1982
SIXTH CONGRESSIONAL DISTRICT (Continued)

TOWNS	1. For the constitutional amendment concerning the requirement of a grand jury for capital offenses		2. For the constitutional amendment concerning regulations of state agencies		3. For the constitutional amendment concerning compensation of elected officials		4. For the constitutional amendment concerning an appellate court	
	YES	NO	YES	NO	YES	NO	YES	NO
Brought Fwd.	49,436	18,274	44,407	19,338	36,261	28,403	42,889	19,794
Plymouth	1,673	518	1,512	534	1,453	978	1,382	622
Roxbury	412	147	396	140	381	155	374	147
Salisbury	814	241	624	375	641	379	815	198
Sharon	441	183	377	216	347	248	445	143
Sherman	480	210	513	152	508	165	471	181
Simsbury	4,962	1,763	4,002	2,389	3,729	2,737	4,513	1,810
Somers	1,479	568	1,384	563	1,217	747	1,319	579
Southbury	2,558	800	2,421	726	2,153	988	2,356	702
Southington	5,606	1,972	5,040	2,024	3,854	3,325	4,827	2,126
Suffield	1,764	621	1,505	747	1,236	1,044	1,510	722
Thomaston	868	305	849	257	637	483	758	321
Torrington	5,646	1,955	5,220	1,863	3,884	3,203	4,712	2,030
Warren	214	80	209	75	201	83	225	52
Washington	632	275	629	219	597	266	610	224
Watertown	3,014	1,028	2,983	882	2,345	1,513	2,647	1,094
Winchester	1,685	648	1,697	527	1,348	907	1,605	594
Windsor Locks	2,229	638	2,041	674	1,618	1,097	1,899	697
Woodbury	107	25	113	17	118	15	109	21
Totals	84,020	30,251	75,922	31,718	62,258	46,736	73,466	32,057

SUMMARY OF VOTE FOR CONSTITUTIONAL AMENDMENTS
NOVEMBER 2, 1982

CONGRESSIONAL DISTRICTS	YES	NO	YES	NO	YES	NO	YES	NO
First	88,395	31,202	72,638	39,891	57,997	54,811	76,008	33,590
Second	71,259	24,726	63,860	26,491	51,136	40,161	62,133	25,717
Third	60,553	25,874	54,795	26,496	45,705	36,616	56,442	22,024
Fourth	60,802	19,123	55,871	19,211	49,279	26,126	55,325	17,262
Fifth	72,202	25,904	69,520	23,763	56,182	37,147	63,742	25,709
Sixth	84,020	30,251	75,922	31,718	62,258	46,736	73,466	32,057
Totals	437,231	157,080	392,606	167,570	322,557	241,597	387,116	156,257

ELECTION DAY REGISTRATION, TURNOUT, AND ABSENTEE
BALLOT STATISTICS, NOVEMBER 2, 1982
FIRST CONGRESSIONAL DISTRICT

TOWNS	*Whole number of names on registry list	*Whole number checked as having voted	Percent- age voting	Number of absentee ballots received from town clerk	Number of absentee ballots rejected	Number of absentee ballots voted
Berlin	9,633	7,301	75.8	261	8	253
Bloomfield	11,316	8,644	76.4	419	6	413
Cromwell	6,022	4,118	68.4	143	0	143
East Hampton	4,858	3,679	75.7	169	3	166
East Hartford	26,595	17,632	66.3	458	0	458
East Windsor	4,353	2,937	67.5	107	1	106
Glastonbury	15,059	11,155	74.1	413	4	409
Hartford	51,012	30,867	60.5	853	31	822
Hebron	3,040	2,179	71.7	44	1	43
Manchester	27,949	19,649	70.3	786	17	769
Marlborough	2,650	2,109	79.6	67	0	67
Newington	16,968	12,382	73.0	287	1	286
Portland	5,139	3,819	74.3	171	1	170
Rocky Hill	8,162	6,139	75.2	311	12	299
South Windsor	9,948	7,218	72.6	212	2	210
West Hartford	42,424	32,734	77.2	2,175	30	2,145
Wethersfield	16,991	13,353	78.6	490	3	487
Windsor	14,183	10,076	71.0	459	7	452
Totals	276,302	195,991	70.9	7,825	127	7,698

*Including "Overseas" voters.

ELECTION DAY REGISTRATION, TURNOUT, AND ABSENTEE
BALLOT STATISTICS, NOVEMBER 2, 1982
SECOND CONGRESSIONAL DISTRICT

TOWNS	*Whole number of names on registry list	*Whole number checked as having voted	Percent- age voting	Number of absentee ballots received from town clerk	Number of absentee ballots rejected	Number of absentee ballots voted
Andover	1,320	929	70.4	24	0	24
Ashford	1,687	1,139	67.5	25	1	24
Bolton	2,256	1,605	71.1	25	0	25
Bozrah	1,222	884	72.3	46	0	46
Brooklyn	2,753	1,876	68.1	43	0	43
Canterbury	1,775	1,205	67.9	39	2	37
Chaplin	872	619	71.0	14	1	13
Chester	1,897	1,299	68.5	52	4	48
Colchester	4,401	3,351	76.1	157	0	157
Columbia	2,247	1,574	70.0	63	1	62
Coventry	4,566	3,304	72.4	91	1	90
Deep River	2,347	1,715	73.1	147	2	145
Durham	2,865	2,076	72.5	80	0	80
Eastford	677	512	75.6	19	1	18
East Haddam	3,415	2,268	66.4	101	2	99
East Lyme	7,716	5,343	69.2	284	2	282
Ellington	5,149	3,608	70.1	101	1	100
Essex	3,266	2,474	75.8	137	1	136
Franklin	1,057	779	73.7	32	1	31
Griswold	4,043	2,581	63.8	53	1	52
Groton	16,492	9,740	59.1	373	8	365
Haddam	3,741	2,714	72.5	91	5	86
Hampton	803	557	69.4	25	0	25
Killingly	6,422	4,067	63.3	132	3	129
Lebanon	2,665	1,912	71.7	76	2	74
Ledyard	6,645	4,387	66.0	340	4	336
Lisbon	1,576	1,017	64.5	17	1	16
Lyme	1,185	869	73.3	63	2	61
Mansfield	6,808	4,786	70.3	210	4	206
Middlefield	2,328	1,651	70.9	56	1	55
Middletown	20,408	14,260	69.9	606	6	600
Montville	7,591	4,942	65.1	148	2	146
New London	12,426	7,449	59.9	376	7	369
North Stonington	2,450	1,561	63.7	50	0	50
Norwich	17,804	11,283	63.4	257	2	255
Old Lyme	3,980	2,864	72.0	196	2	194
Old Saybrook	5,531	4,067	73.5	299	6	293
Plainfield	6,477	3,835	59.2	80	0	80
Pomfret	1,475	1,105	74.9	53	0	53
Preston	2,235	1,445	64.7	54	0	54
Putnam	5,444	3,472	63.8	273	18	255
Salem	1,226	842	68.7	19	0	19
Scotland	615	443	72.0	26	0	26
Sprague	1,658	1,089	65.7	64	4	60
Stafford	5,357	4,185	78.1	186	5	181
Sterling	1,052	632	60.1	18	0	18
Stonington	9,758	6,233	63.9	391	17	374
Thompson	4,328	2,781	64.3	97	6	91
Tolland	5,173	3,485	67.4	64	0	64
Union	379	284	74.9	8	0	8
Vernon	14,037	9,705	69.1	275	3	272
Voluntown	821	581	70.8	9	0	9
Waterford	10,823	7,067	65.3	274	2	272
Westbrook	2,828	2,067	73.1	94	0	94
Willington	2,326	1,621	69.7	34	0	34
Windham	10,371	6,539	63.1	305	8	297
Woodstock	2,968	2,101	70.8	112	1	111
Totals	263,737	176,779	67.0	7,284	140	7,144

*Including "Overseas" voters.

ELECTION DAY REGISTRATION, TURNOUT, AND ABSENTEE
BALLOT STATISTICS, NOVEMBER 2, 1982
THIRD CONGRESSIONAL DISTRICT

TOWNS	*Whole number of names on registry list	*Whole number checked as having voted	Percent- age voting	Number of absentee ballots received from town clerk	Number of absentee ballots rejected	Number of absentee ballots voted
Branford	13,388	9,543	71.3	374	6	368
Clinton	5,859	4,097	69.9	130	1	129
East Haven	14,996	8,808	58.7	452	9	443
Guilford	9,533	6,757	70.9	229	2	227
Hamden	31,504	22,320	70.8	789	10	779
Killingworth	2,291	1,757	76.7	79	1	78
Madison	8,420	5,893	70.0	235	2	233
Milford	27,358	17,869	65.3	507	2	505
New Haven	65,610	35,843	54.6	1,473	19	1,454
North Branford	6,368	4,265	67.0	138	1	137
North Haven	13,213	9,420	71.3	229	1	228
Orange	8,647	6,120	70.8	287	7	280
Stratford	28,096	19,952	71.0	435	4	431
Wallingford	19,365	13,334	68.9	435	5	430
West Haven	27,922	19,056	68.2	619	19	600
Woodbridge	5,182	3,895	75.2	276	3	273
Totals	287,752	188,929	65.7	6,687	92	6,595

FOURTH CONGRESSIONAL DISTRICT

Bridgeport	56,711	34,531	60.9	1,265	21	1,244
Darien	11,021	7,674	69.6	473	8	465
Fairfield	32,978	23,619	71.6	1,192	10	1,182
Greenwich	35,858	23,108	64.4	1,318	27	1,291
New Canaan	10,294	7,214	70.1	457	3	454
Norwalk	41,664	23,570	56.6	757	14	743
Stamford	54,017	33,012	61.1	1,293	11	1,282
Trumbull, part of	11,701	7,902	67.5	261	2	259
Westport	15,952	10,472	65.6	755	4	751
Totals	270,196	171,102	63.3	7,771	100	7,671

*Including "Overseas" voters.

ELECTION DAY REGISTRATION, TURNOUT, AND ABSENTEE
BALLOT STATISTICS, NOVEMBER 2, 1982
FIFTH CONGRESSIONAL DISTRICT

TOWNS	*Whole number of names on registry list	*Whole number checked as having voted	Percent- age voting	Number of absentee ballots received from town clerk	Number of absentee ballots rejected	Number of absentee ballots voted
Ansonia	10,007	6,948	69.4	233	5	228
Beacon Falls	2,044	1,467	71.8	39	0	39
Bethany	2,741	2,091	76.3	152	3	149
Bethel	7,946	5,371	67.6	176	3	173
Brookfield	6,714	4,467	66.5	192	0	192
Cheshire	12,962	8,640	66.7	325	2	323
Danbury	26,652	17,407	65.3	776	13	763
Derby	6,332	4,308	68.0	125	2	123
Easton	3,814	2,740	71.8	140	4	136
Meriden	27,837	18,656	67.0	681	15	666
Middlebury	3,803	2,704	71.1	128	0	128
Monroe	7,336	4,414	60.2	113	0	113
Naugatuck	13,574	8,851	65.2	378	8	370
Newtown	10,164	6,521	64.2	236	2	234
Oxford	3,341	2,348	70.3	69	1	68
Prospect	3,725	2,619	70.3	61	0	61
Redding	4,425	2,923	66.1	176	2	174
Ridgefield	12,533	7,563	60.3	330	4	326
Seymour	7,157	4,671	65.3	97	1	96
Shelton	15,811	10,820	68.4	390	0	390
Trumbull, part of	8,408	5,554	66.1	182	0	182
Waterbury	49,766	34,530	69.4	2,091	44	2,047
Weston	4,746	3,186	67.1	186	1	185
Wilton	8,955	6,011	67.1	323	3	320
Wolcott	7,012	4,888	69.7	153	1	152
Totals	267,805	179,698	67.1	7,752	114	7,638

*Including "Overseas" voters.

ELECTION DAY REGISTRATION, TURNOUT, AND ABSENTEE
BALLOT STATISTICS, NOVEMBER 2, 1982
SIXTH CONGRESSIONAL DISTRICT

TOWNS	*Whole number of names on registry list	*Whole number checked as having voted	Percent- age voting	Number of absentee ballots received from town clerk	Number of absentee ballots rejected	Number of absentee ballots voted
Avon	7,227	5,694	78.8	305	3	302
Barkhamsted	1,542	1,142	74.1	32	0	32
Bethlehem	1,640	1,250	76.2	68	1	67
Bridgewater	1,093	822	75.2	56	2	54
Bristol	29,289	20,856	71.2	639	2	637
Burlington	3,015	2,268	75.2	58	0	58
Canaan	599	413	68.9	33	1	32
Canton	4,541	3,371	74.2	113	1	112
Colebrook	811	646	79.7	32	1	31
Cornwall	847	666	78.6	78	1	77
East Granby	2,417	1,852	76.6	79	1	78
Enfield	22,489	13,540	60.2	240	0	240
Farmington	9,985	7,391	74.0	307	2	305
Goshen	1,148	871	75.9	65	0	65
Granby	4,466	3,357	75.2	124	2	122
Hartland	786	551	70.1	9	0	9
Harwinton	2,800	2,199	78.5	72	1	71
Kent	1,425	1,055	74.0	108	1	107
Litchfield	4,807	3,451	71.8	240	1	239
Morris	1,168	886	75.9	56	0	56
New Britain	35,809	25,368	70.8	827	9	818
New Fairfield	5,899	3,970	67.3	133	2	131
New Hartford	3,007	2,105	70.0	70	1	69
New Milford	8,728	5,639	64.6	236	5	231
Norfolk	1,123	841	74.9	65	3	62
North Canaan	1,803	1,336	74.1	126	8	118
Plainville	8,349	6,027	72.2	98	3	95
Plymouth	5,387	3,778	70.1	83	1	82
Roxbury	1,026	791	77.1	83	0	83
Salisbury	2,723	1,883	69.2	190	3	187
Sharon	1,678	1,091	65.0	110	0	110
Sherman	1,377	978	71.0	81	1	80
Simsbury	13,198	9,764	74.0	483	7	476
Somers	4,526	3,122	69.0	87	2	85
Southbury	8,291	6,010	72.5	266	1	265
Southington	18,125	13,056	72.0	321	2	319
Suffield	5,838	4,425	75.8	201	4	197
Thomaston	3,746	2,790	74.5	136	5	131
Torrington	17,696	12,853	72.6	628	16	612
Warren	717	493	68.8	54	1	53
Washington	2,159	1,515	70.2	102	2	100
Watertown	10,772	7,226	67.1	173	2	171
Winchester	5,957	4,264	71.6	333	6	327
Windsor Locks	7,427	5,063	68.2	168	2	166
Woodbury	4,266	3,260	76.4	155	2	153
Totals	281,722	199,929	71.0	7,923	108	7,815

*Including "Overseas" voters.

ELECTION DAY REGISTRATION, TURNOUT, AND ABSENTEE
BALLOT STATISTICS, NOVEMBER 2, 1982

CONGRESSIONAL DISTRICTS	*Whole number of names on registry list	*Whole number checked as having voted	Percent- age voting	Number of absentee ballots received from town clerk	Number of absentee ballots rejected	Number of absentee ballots voted
First	276,302	195,991	70.9	7,825	127	7,698
Second	263,737	176,779	67.0	7,284	140	7,144
Third	287,752	188,929	65.7	6,687	92	6,595
Fourth	270,196	171,102	63.3	7,771	100	7,671
Fifth	267,805	179,698	67.1	7,752	114	7,638
Sixth	281,722	199,929	71.0	7,923	108	7,815
Totals	1,647,514	1,112,428	67.5	45,242	681	44,561

*Including "Overseas" voters.

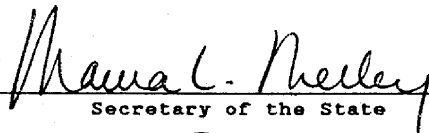
STATE OF CONNECTICUT
OFFICE OF THE SECRETARY OF THE STATE


We, the undersigned, having canvassed the Returns of
the Presiding Officers of the Electors' Meetings in the
several towns of this State, hereby declare

WILLIAM A. O'NEILL

elected GOVERNOR of the State of Connecticut for the term
of four years from the Wednesday following the first Monday
of January, Nineteen Hundred Eighty Three.

Dated in Hartford, Connecticut
this twenty fourth day of November
Nineteen Hundred Eighty Two


Secretary of the State


Treasurer


Comptroller

STATE OF CONNECTICUT

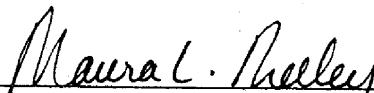
OFFICE OF THE SECRETARY OF THE STATE

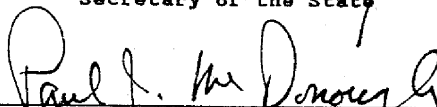
We, the undersigned, having canvassed the Returns of the Presiding Officers of the Electors' Meetings in the several towns of this State, hereby declare

JOSEPH J. FAULISO

elected LIEUTENANT GOVERNOR of the State of Connecticut for the term of four years from the Wednesday following the first Monday of January, Nineteen Hundred Eighty Three.

Dated in Hartford, Connecticut
this twenty fourth day of November
Nineteen Hundred Eighty Two


Secretary of the State


Treasurer


Comptroller

STATE OF CONNECTICUT


OFFICE OF THE SECRETARY OF THE STATE

We, the undersigned, having canvassed the Returns of
the Presiding Officers of the Electors' Meetings in the
several towns of this State, hereby declare

JULIA H. TASHJIAN

elected SECRETARY OF THE STATE of the State of Connecticut for the term
of four years from the Wednesday following the first Monday
of January, Nineteen Hundred Eighty Three.

Dated in Hartford, Connecticut
this twenty fourth day of November
Nineteen Hundred Eighty Two


Treasurer


Comptroller

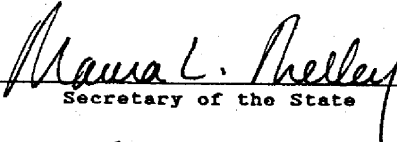
STATE OF CONNECTICUT
OFFICE OF THE SECRETARY OF THE STATE

We, the undersigned, having canvassed the Returns of
the Presiding Officers of the Electors' Meetings in the
several towns of this State, hereby declare

HENRY E. PARKER

elected TREASURER of the State of Connecticut for the term
of four years from the Wednesday following the first Monday
of January, Nineteen Hundred Eighty Three.

Dated in Hartford, Connecticut
this twenty fourth day of November
Nineteen Hundred Eighty Two


Secretary of the State


Comptroller

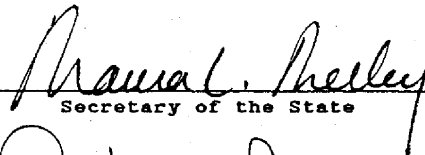
STATE OF CONNECTICUT
OFFICE OF THE SECRETARY OF THE STATE


We, the undersigned, having canvassed the Returns of
the Presiding Officers of the Electors' Meetings in the
several towns of this State, hereby declare

J. EDWARD CALDWELL

elected COMPTROLLER of the State of Connecticut for the term
of four years from the Wednesday following the first Monday
of January, Nineteen Hundred Eighty Three.

Dated in Hartford, Connecticut
this twenty fourth day of November
Nineteen Hundred Eighty Two


Secretary of the State


Treasurer

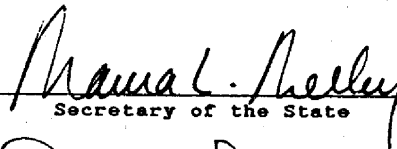
STATE OF CONNECTICUT
OFFICE OF THE SECRETARY OF THE STATE

We, the undersigned, having canvassed the Returns of
the Presiding Officers of the Electors' Meetings in the
several towns of this State, hereby declare

JOE LIEBERMAN

electd ATTORNEY GENERAL of the State of Connecticut for the term
of four years from the Wednesday following the first Monday
of January, Nineteen Hundred Eighty Three.

Dated in Hartford, Connecticut
this twenty fourth day of November
Nineteen Hundred Eighty Two


Secretary of the State


Treasurer


Comptroller

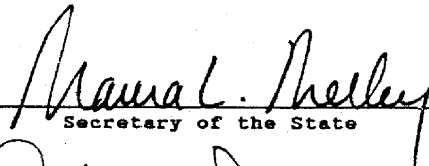
STATE OF CONNECTICUT
OFFICE OF THE SECRETARY OF THE STATE


We, the undersigned, having canvassed the Returns of
the Presiding Officers of the Electors' Meetings in the
several towns of this State, hereby declare

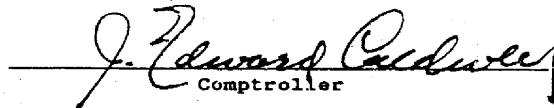
LOWELL P. WEICKER, JR.

elected UNITED STATES SENATOR in the Congress
of the United States for the term of six years from 12:00 noon
on the 3rd day of January, Nineteen Hundred Eighty Three.

Dated in Hartford, Connecticut
this twenty fourth day of November
Nineteen Hundred Eighty Two


Secretary of the State


Treasurer

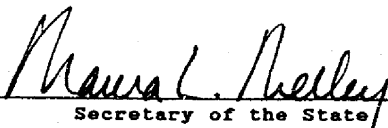

Comptroller


STATE OF CONNECTICUT
OFFICE OF THE SECRETARY OF THE STATE

We, the undersigned, having canvassed the Returns of the Presiding Officers of the Electors' Meetings in the towns comprising the several Congressional Districts of this State, hereby declare the following named persons elected REPRESENTATIVES in the NINETY EIGHTH CONGRESS of the United States for the term of two years from 12:00 noon on the 3rd day of January Nineteen Hundred Eighty Three:

<u>DISTRICT NUMBER</u>	<u>NAME</u>
1	BARBARA BAILEY KENNELLY
2	SAMUEL GEJDENSON
3	BRUCE A. MORRISON
4	STEWART B. MCKINNEY
5	WILLIAM R. RATCHFORD
6	NANCY L. JOHNSON

Dated in Hartford, Connecticut
this twenty fourth day of November
Nineteen Hundred Eighty Two


Secretary of the State


Treasurer


Comptroller

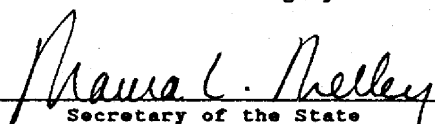
STATE OF CONNECTICUT

OFFICE OF THE SECRETARY OF THE STATE

We, the undersigned, having canvassed the Returns of the Presiding Officers of the Electors' Meetings in the towns comprising the different Senatorial Districts of this state, hereby declare the following named persons duly elected STATE SENATORS for the term of two years from the Wednesday following the first Monday of January, Nineteen Hundred Eighty Three.

DISTRICT NUMBER	NAME	DISTRICT NUMBER	NAME
1	WILLIAM A. DiBELLA	19	JAMES J. MURPHY, JR.
2	WILBER G. SMITH	20	RICHARD F. SCHNELLER
3	JOHN BARRY LARSON	21	GEORGE L. GUNTHER
4	CARL A. ZINSSER	22	HOWARD T. OWENS, JR.
5	ANNE P. STREETER	23	MARGARET E. MORTON
6	JOSEPH H. HARPER, JR.	24	WAYNE A. BAKER
7	CORNELIUS O'LEARY	25	ANDREW J. SANTANIELLO
8	REGINALD J. SMITH	26	JOHN G. MATTHEWS
9	A. CYNTHIA MATTHEWS	27	THOM SERRANI
10	JOHN C. DANIELS	28	FRED H. LOVEGROVE, JR.
11	ANTHONY V. AVALLONE	29	AUDREY P. BECK
12	REGINA R. SMITH	30	M. ADELA EADS
13	AMELIA P. MUSTONE	31	STEVEN C. CASEY
14	THOMAS SCOTT	32	WILLIAM F. ROGERS III
15	ROBERT G. DORR	33	KENNETH T. HAMPTON
16	WILLIAM J. SULLIVAN	34	PHILIP S. ROBERTSON
17	EUGENE A. SKOWRONSKI	35	MICHAEL J. SKELLEY
18	MARY A. MARTIN	36	MICHAEL L. MORANO

Dated in Hartford, Connecticut
this twenty fourth day of November
Nineteen Hundred Eighty Two


Secretary of the State


Treasurer


Comptroller

STATE OF CONNECTICUT

OFFICE OF THE SECRETARY OF THE STATE

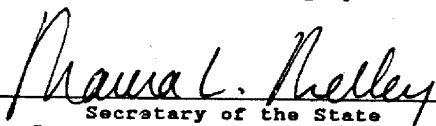
We, the undersigned, having canvassed the Returns of the Presiding Officers of the Electors' Meetings in the towns comprising the different Assembly Districts of this state, hereby declare the following named persons duly elected STATE REPRESENTATIVES for the term of two years from the Wednesday following the first Monday of January, Nineteen Hundred Eighty Three.


<u>DISTRICT NUMBER</u>	<u>NAME</u>	<u>DISTRICT NUMBER</u>	<u>NAME</u>
1	ERIC D. COLEMAN	28	ROBERT G. GILLIGAN
2	THOMAS D. RITTER	29	RICHARD D. TULISANO
3	ARTHUR A. BROUILLET, JR.	30	LOREN E. DICKINSON
4	FELIX J. KARSKY	31	ANTONINA B. PARKER
5	ANTHONY J. PALERMINO	32	JOHN B. KEEFE
6	ABRAHAM L. GILES	33	PAUL GIONFRIDDO
7	CARRIE SAXON PERRY	34	DEAN MARKHAM
8	EDITH G. PRAGUE	35	SIDNEY J. HOLBROOK
9	DONALD F. BATES	36	JOHN J. TIFFANY II
10	TIMOTHY J. MOYNIHAN	37	HARK HEALY POWERS
11	RICHARD TORPEY	38	JANET POLINSKY
12	JAMES R. McCAVANAGH	39	WILLIAM J. CIBES, JR.
13	ELSIE L. SWENSSON	40	BETSY BURGHARDT GIBSON
14	JOHN J. WOODCOCK III	41	MURIEL W. BUCKLEY
15	NAOMI K. COHEN	42	GLENN N. ARTHUR
16	JAMES T. FLEMING	43	FRANK TUREK
17	BEATRICE K. MURDOCK	44	RICHARD A. GOSSELIN
18	JOAN R. KEMLER	45	DAVID ANDERSON
19	ROBERT FARR	46	THOMAS F. SWEENEY
20	MAUREEN MURPHY BARONIAN	47	LEO H. FLYNN
21	WILLIAM L. WOLLENBERG	48	KENNETH L. PRZYBYSZ
22	PAULINE KEZER	49	ANDREW J. CAREY III
23	WILLIAM P. CANDELORI	50	JOHN T. SAVAGE
24	IRENE B. FAVREAU	51	KEVIN P. JOHNSTON
25	RAYMOND M. H. JOYCE	52	JOHN D. MORDASKY
26	DOMINICK SWIESZKOWSKI	53	MICHAEL HELFGOTT
27	RICHARD J. BALDUCCI	54	DOROTHY C. GOODWIN


<u>DISTRICT NUMBER</u>	<u>NAME</u>	<u>DISTRICT NUMBER</u>	<u>NAME</u>
55	J. PETER FUSSCAS	89	DAVID O. THORP
56	ROBERT B. HURD	90	MARY G. FEITZ
57	TERESALEE BERTINUSON	91	RONALD SMOKO
58	FREDERICK A. GELSI	92	ROSALIND BERMAN
59	WILLIAM KINER	93	IRVING STOLBERG
60	DAVID J. WENC	94	WILLIAM R. DYSON
61	RUTH C. FAHRBACH	95	WALTER S. BROOKS
62	OTTO C. NEUMANN	96	MARTIN M. LOONEY
63	JOHN G. GROPPA	97	ALFRED J. ONORATO
64	JOSEPH N. RUWET	98	FRANCIS X. O'NEILL, JR.
65	JOHN A. MISCIKOSKI	99	PAUL KARBOWSKI
66	MICHAEL D. RYBAK	100	DAVID LAVINE
67	WALTER J. CONN	101	LINDA N. EMMONS
68	JAMES H. McLAUGHLIN	102	PEGGY BECKETT-RINKER
69	CAROL A. HERSKOWITZ	103	PETER M. LERNER
70	GERALD M. NOONAN	104	JOHN T. BENNETT
71	DOREEN M. DEL BIANCO	105	WARREN G. SARASIN
72	MAURICE B. MOSLEY	106	MAE S. SCHMIDLE
73	JOHN G. ROWLAND	107	DAVID W. SMITH
74	THOMAS P. BRUNNOCK	108	LAWRENCE M. RIEFBERG
75	WILLIAM J. SCULLY, JR.	109	JOSEPH WALKOVICH
76	WILLIAM J. BUTTERLY, JR.	110	PAUL J. GARAVEL
77	STEPHEN J. DUFFY	111	MARTHA D. ROTHMAN
78	EDWARD C. KRAWIECKI, JR.	112	ADELE KUSNITZ
79	SALVATORE MICUCCI	113	RICHARD O. BELDEN
80	EUGENE A. MIGLIARO, JR.	114	ALAN SCHLESINGER
81	GERALD P. CREAN, JR.	115	MARY JANE KELLY
82	ROBERT C. SORENSEN	116	JOSEPH A. ADAMO
83	JOHN ZAJAC, JR	117	WILLIAM H. HOFNEISTER
84	BENJAMIN N. DEZINNO	118	TIMOTHY J. CASEY
85	MARY M. MUSHINSKY	119	GERARD B. PATTON
86	TIMOTHY P. RYAN	120	J. VINCENT CHASE
87	PAUL D. ABERCROMBIE	121	ROBERT F. FRANKEL
88	HOWARD L. LUPPI	122	ROBERT G. JAEKLE

<u>DISTRICT NUMBER</u>	<u>NAME</u>	<u>DISTRICT NUMBER</u>	<u>NAME</u>
123	MORAG L. VANCE	138	LAWRENCE ANASTASIA, JR.
124	CLEMENT YOUNG	139	JACOB P. RUDOLF
125	GABRIEL J. BIAFORE	140	JOHN ATKIN
126	ROBERT T. KEELEY, JR.	141	R. E. VAN NORSTRAND
127	ANTHONY R. INNACELL	142	MARILYN M. ROCHE
128	VINCENT A. ROBERTI	143	YORKE ALLEN, JR.
129	LEE A. SAMOWITZ	144	JOHN WAYNE FOX
130	JOSE C. LUGO	145	ANTHONY D. TRUGLIA
131	RICHARD FOLEY, JR.	146	MOIRA K. LYONS
132	SUSAN P. BARRETT	147	CHRISTOPHER SHAYS
133	ELINOR F. WILBER	148	PAUL A. ESPOSITO
134	CHRISTINE M. NIEDERMEIER	149	MICHAEL D. FLINN
135	ALICE V. MEYER	150	DOROTHY K. OSLER
136	JULIE D. BELAGA	151	EMIL V. BENVENUTO
137	FRANK ESPOSITO, JR.		

Dated in Hartford, Connecticut
this twenty fourth day of November
Nineteen Hundred Eighty Two


Secretary of the State


Treasurer


Comptroller

STATE OF CONNECTICUT
OFFICE OF THE SECRETARY OF THE STATE

We, the undersigned, having canvassed the Returns of the Presiding Officers of the Electors' Meetings in the towns comprising the different Probate Districts of this state, hereby declare the following named persons duly elected JUDGE OF PROBATE for the term of four years from the Wednesday following the first Monday of January, Nineteen Hundred Eighty Three.

<u>PROBATE DISTRICT OF:</u>	<u>NAME</u>	<u>PROBATE DISTRICT OF:</u>	<u>NAME</u>
Andover	NORMAN J. PREUSS	Eastford	STEWART M. TATEM
Ashford	BARBARA B. METSACK	East Granby	WILLIAM S. MAYER
Avon	D. STEPHEN GAFFNEY	East Haddam	HELEN HOFFMANN
Barkhamsted	MARGARET A. DAY	East Hampton	ELEANOR M. WOOD
Berlin	EDWARD J. JANUSZEWSKI	East Hartford	FRANCIS C. VIGNATI
Bethany	GUY D. YALE	East Haven	THOMAS J. GIAIMO
Bethel	ANDREW J. HOGAN	East Lyme	BARBARA T. LOUGEE
Bozrah	DANIEL J. GILMAN	East Windsor	WILLIAM E. GRACE
Branford	RICHARD D. PATTERSON	Ellington	THOMAS F. RADY III
Bridgeport	RAYMOND C. LYDDY	Enfield	JOHN K. RAISSI
Bristol	NEIL F. MURPHY	Essex	DEBORAH M. HOLCOMB
Brookfield	JAMES C. DEAKIN	Fairfield	JOHN H. SHANNON
Brooklyn	TANSEN H. HARRIS	Farmington	EDGAR A. KING
Burlington	CHARLES W. BAUER	Glastonbury	DONALD F. AUCHTER
Canaan	ANTHONY J. NANIA	Granby	ARLINE R. MOONEY
Canterbury	MARTIN ALLIOD	Greenwich	CAMERON F. HOPPER
Canton	RAYMOND B. GREEN	Griswold	WILFRED JODOIN
Chaplin	PATRICIA D. R. BOYD	Groton	LILLIAN ERB
Cheshire	RAYMOND F. VOELKER	Guilford	SHIRLEY M. SABINE
Clinton	JUNE S. DRESSING	Haddam	CHARLES F. RIORDAN
Colchester	LEON GLENBOSKI	Hamden	CLEMENT N. PISCITELLI
Cornwall	DOROTHY S. BOUTELLER	Hampton	PATRICIA A. DONAHUE
Coventry	DAVID C. RAPPE	Hartford	JAMES H. KINSELLA
Danbury	RICHARD L. NAHLEY	Hartland	ELMER BEEMAN
Darien	PHILIP A. MOREHOUSE	Harwinton	JOHN P. FEBBRORIELLO
Deep River	JEANNE SPALLONE	Hebron	J. STEWART STOCKWELL
Derby	CLIFFORD D. HOYLE	Kent	JOAN W. DOWNES